



Republic of the Philippines
REGIONAL DEVELOPMENT COUNCIL
MIMAROPA Region

Regional Project Monitoring and Evaluation System 3rd Quarter CY 2021 Report

Prepared by the
NATIONAL AND ECONOMIC DEVELOPMENT AUTHORITY
MIMAROPA Region

Table of Contents

I. Introduction.....	1
II. Project Monitoring.....	2
A. Status of Priority Projects in MIMAROPA Region.....	2
1. Philippine Rural Development Project	2
2. ELCAC PAPs Implementation.....	4
3. RRP PAPs Implementation.....	5
4. BP2 Implementation	6
B. Status of Programs, Projects and Activities (PAPs).....	7
1. Department of Public Works and Highways (DPWH) MIMAROPA.....	7
2. Department of Public Works and Highways (DPWH) Marinduque District Engineering Office (DEO) .	7
3. Department of Public Works and Highways (DPWH) Palawan 2 District Engineering Office (DEO).....	8
4. Department of Public Works and Highways (DPWH) Palawan 3 District Engineering Office (DEO).....	9
5. Department of Transportation (DOTr)	9
6. Department of Energy (DOE)	9
7. National Power Corporation (NPC).....	10
8. National Irrigation Administration (NIA) MIMAROPA	10
9. Department of Agriculture (DA) MIMAROPA.....	11
10. Department of Science and Technology (DOST) MIMAROPA.....	11
11. Department of Health (DOH) MIMAROPA	12
12. Department of Labor and Employment (DOLE) MIMAROPA.....	13
13. Department of Information and Communications Technology (DICT) Cluster 3	13
14. Bureau of Fisheries and Aquatic Resources (BFAR) MIMAROPA.....	13
15. Civil Aviation Authority of the Philippines (CAA) Area Center 3.....	14
16. Population Commission (POPCOM).....	14
17. Marinduque State College (MSC).....	14
18. Mindoro State University (MinSU).....	14
19. Palawan State University (PSU).....	15
20. Romblon State University (RSU).....	15
21. Western Philippines University (WPU).....	15
22. Provincial Government of Occidental Mindoro	15
III. RPMC Meeting.....	16
IV. Trainings Conducted.....	18
A. ProyekTanglaw User's Training	18
B. Orientation on Assessment of LPMC Functionality	19
V. Field Validation Visit	20

List of Tables

<i>Table 1. Status of PRDP – I-BUILD in MIMAROPA</i>	<i>3</i>
<i>Table 2. Status of PRDP-IREAP in MIMAROPA</i>	<i>3</i>
<i>Table 3. Status of DPWH Palawan 3 DEO implemented ELCAC projects</i>	<i>4</i>
<i>Table 4. Status of NIA MIMAROPA implemented ELCAC projects</i>	<i>5</i>
<i>Table 5. Status of DA implemented RRP projects</i>	<i>5</i>
<i>Table 6. Status of MSC implemented RRP projects</i>	<i>6</i>
<i>Table 7. Status of PG Occidental Mindoro implemented RRP projects</i>	<i>6</i>

List of Figures

<i>Figure 1. Number of Projects Monitored, by category</i>	<i>2</i>
<i>Figure 2. Cost of DPWH Projects by status of implementation, in millions</i>	<i>7</i>
<i>Figure 3. Cost of DPWH Marinduque DEO Projects by status of implementation, in millions</i>	<i>8</i>
<i>Figure 4. Cost of DPWH Palawan 2 DEO Projects by status of implementation, in millions</i>	<i>8</i>
<i>Figure 5. Cost of DPWH Palawan 3 DEO Projects by status of implementation, in millions</i>	<i>9</i>
<i>Figure 6. Cost of NIA Projects by status of implementation, in millions</i>	<i>10</i>
<i>Figure 7. Cost of DA Projects by status of implementation, in millions</i>	<i>11</i>
<i>Figure 8. Cost of DOST Projects by status of implementation, in millions</i>	<i>12</i>
<i>Figure 9. Cost of DOH projects by status of implementation, in millions</i>	<i>13</i>
<i>Figure 10. Cost of PG Occidental Mindoro projects by status of implementation, in millions</i>	<i>16</i>
<i>Figure 11. RPMC Meeting via Zoom on August 24, 2021.</i>	<i>17</i>
<i>Figure 12. Field Validation of the Passenger Terminal Building 1&2 in Calapan Port</i>	<i>20</i>

I. Introduction

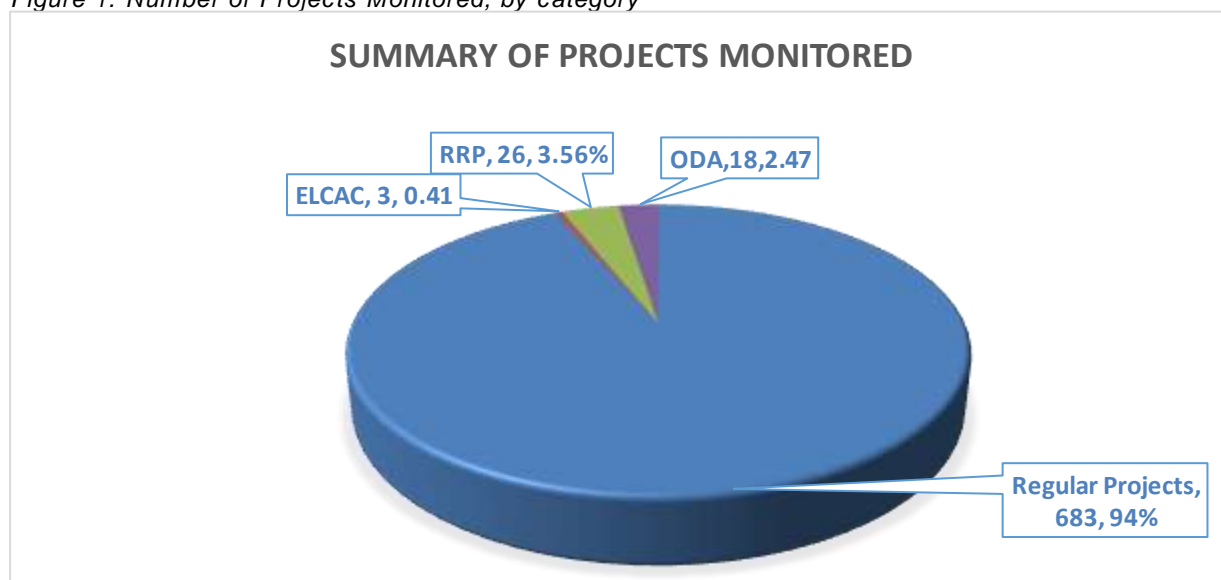
For the 3rd quarter of CY 2021, 22 MIMAROPA government offices reported the implementation status of 730 projects amounting to ₱22.149 billion in the region. These agencies are as follows: Bureau of Fisheries and Aquatic Resources (BFAR), Civil Aviation Authority of the Philippines (CAAP) Area Center 3, Department of Agriculture (DA), Department of Information and Communications Technology (DICT) Luzon Cluster 3, Department of Energy (DOE), Department of Health - Center for Health Development (DOH-CHD), Department of Labor and Employment (DOLE), Department of Science and Technology (DOST), Department of Transportation (DOTr), Department of Public Works and Highways (DPWH), DPWH Marinduque District Engineering Office, DPWH Palawan 2 District Engineering Office, DPWH Palawan 3 District Engineering Office, National Irrigation Administration (NIA), National Power Corporation (NPC), Population Commission (PopCom), Provincial Government of Occidental Mindoro, Marinduque State College (MSC), Mindoro State University (MinSU), Palawan State University (PSU), Romblon State University (RSU), and Western Philippine University (WPU).

Of the reported 730 projects, 160 projects (21.92 percent) encountered problems in implementation with the following breakdown: DA – 24 projects, DOH – two projects, DOST – four projects, DOTr – two projects, DPWH – 49 projects, DPWH Marinduque DEO – five projects, DPWH Palawan 2 DEO – 23 projects, DPWH Palawan 3 DEO – 12 projects, MSC – five projects, MinSU – two projects, NPC – nine projects, PopCom – three projects, PSU – one project, and PG Occidental Mindoro – nine projects.

A total of 292 projects or 40 percent were completed, 132 projects or 18.08 percent were on schedule, while 146 projects or 20 percent were ahead of schedule.

Of the reported 730 projects, 683 (93.56 percent) are regular projects, 18 (2.47 percent) are ODA projects, 26 (3.56 percent) are rehabilitation and recovery projects (RRP), and three (0.41 percent) are End Local Communist Armed Conflict (ELCAC) projects (Figure 1).

Figure 1. Number of Projects Monitored, by category



Sources: Agency Reports

There were no Balik Probinsya, Bagong Pag-asa (BP2) projects reported by implementing agencies for the third quarter of 2021.

The 730 projects also generated a total employment of 60,779, of which 35,140 (58%) are male, and 25,639 (58%) are female.

This RPMES report also includes updates on the Regional Project Monitoring Committee (RPMC) meeting for the third quarter of CY 2021 that was held on August 24, 2021 via Zoom videoconference.

II. Project Monitoring

A. Status of Priority Projects in MIMAROPA Region

Priority infrastructure projects contributed to the attainment of the regional development outcome of the majority of the population. These projects have high impact to social and economic growth of the region.

1. Philippine Rural Development Project

The Philippine Rural Development Project (PRDP) is a six-year project designed to establish the government platform for a modern, climate-smart and market-oriented agri-fishery sector. PRDP partners with the local government units (LGUs) and the private sector in providing key infrastructure, facilities, technology, and information that would raise incomes, productivity, and competitiveness in the countryside.

a) PRDP - Intensified Building up of Infrastructure and Logistics for Development (I-BUILD) Projects

For the third quarter of CY 2021, DA reported the implementation status of six PRDP I-BUILD subprojects amounting to ₱744.1 million.

These subprojects aim to improve the links from production areas to markets to enhance the efficiency of transporting agricultural products.

Table 1 below shows the status of I-BUILD subprojects.

Table 1. Status of PRDP – I-BUILD in MIMAROPA

Project Title	Location	Project Cost				Remarks
		LP	GOP	LGU Equity	Total	
1. Upgrading/Concreting of Brgy. Poblacion Farm-To-Market Road	Magsaysay, Occidental Mindoro	76,504,421.89	9,563,052.74	9,563,052.74	95,630,527.37	100% physical progress as of September 30, 2021
2. Construction and Upgrading of Junction Salban-Culasian-Magsaysay Farm-to-Market Road	Dumaran, Palawan	157,767,307.74	19,720,913.47	19,720,913.47	197,209,134.68	61.73% physical progress as of September 30, 2021
3. Construction of Brgy. Pato-o Proper- Sitio Aurora, Odiongan, Romblon Farm to Market Road with Two Bridges	Odiongan, Romblon	134,490,271.61	16,811,283.95	16,811,283.95	168,112,839.51	45.06% physical progress as of September 30, 2021
4. Construction of Maruyugon to Buenavista Farm to Market Road	Puerto Princesa City	94,396,166.87	11,799,520.86	11,799,520.86	117,995,208.59	100% physical progress as of September 30, 2021
5. Improvement/Upgrading of Pantayin-Jolo-Napo Farm-to-Market Road	Santa Cruz, Marinduque	38,173,812.46	4,771,726.56	4,771,726.56	47,717,265.58	100% physical progress as of September 30, 2021
6. Construction and Upgrading of Nicanor Zabala - San Miguel - Jolo FMR	Roxas, Palawan	93,950,387.65	11,743,798.46	11,743,798.46	117,437,984.56	100% physical progress as of September 30, 2021

Note: LP – Loan Proceeds; GOP – Government of the Philippines

Source: DA MIMAROPA

b) PRDP - Intensified Rural Agri-Fishery Enterprise and Productivity Enhancement (I-REAP)

For the third quarter of CY 2021, DA MIMAROPA reported the implementation status of nine PRDP I-REAP subprojects amounting to ₱38.15 million. These subprojects aim to engage broad sections of the sector in the production of marketable surplus through investments in strategic segments of the priority commodity value chains and strengthening collaboration between DA and the LGUs. Table 2 below shows the status of I-REAP subprojects.

Table 2. Status of PRDP-IREAP in MIMAROPA

Project Title	Location	Subproject Cost					Remarks
		LP	GEF	GOP	LGU Equity	Total	
1. Oriental Mindoro Calamansi Processing and Marketing	Pola	6,467,475.31	0	2,155,825.10	2,155,825.10	10,779,125.51	79.99% physical progress and 83.87% financial progress as of September 30, 2021
2. Arrowroot Production and Processing	Gasán	3,972,975.28	0	1,324,325.09	1,324,325.09	6,621,625.46	96.69% physical progress and financial progress as of September 30, 2021.
3. Turmeric and Ginger Processing	Pola	571,032.00	0	190,344.00	190,344.00	951,720.00	100% (physical & financial) progress

Project Title	Location	Subproject Cost					Remarks
		LP	GEF	GOP	LGU Equity	Total	
							as of September 30, 2021.
4. Malbog Arrowroot Production and Processing	Buenavista	583,200.00	0	194,400.00	194,400.00	972,000.00	100% (physical & financial) progress as of September 30, 2021.
5. Veggie Canton Noodles and Veggie Snacks Production and Marketing	Pinamalayan	426,295.20	0	142,098.40	142,098.40	710,492.00	86.77% physical progress and 100% financial progress as of September 30, 2021.
6. Seaweeds Production and Marketing	Puerto Princesa City	7,673,896.63	0	2,557,965.54	2,557,965.54	12,789,827.71	100% (physical & financial) progress as of September 30, 2021.
7. Improvement of Community Factory for Nipa Vinegar and Nipa Sugar Production	Calapan City	600,000.00	0	200,000.00	200,000.00	1,000,000.00	100% physical progress and 100% financial progress as of September 30, 2021.
8. Oriental Mindoro Nata de Coco Production and Marketing	Naujan	600,000.00	0	200,000.00	200,000.00	1,000,000.00	49.75% physical progress and 100% financial as of September 30, 2021
9. Marinduque Coco Geonet Production and Trading	Boac, Marinduque	2,002,800.00	0	667,600.00	667,600.00	3,338,000.00	100% (physical & financial) progress as of September 30, 2021.

Note: LP – Loan Proceeds; GOP – Government of the Philippines; GEF – Global Environment Fund

Source: DA MIMAROPA

2. ELCAC PAPs Implementation

To attain sustainable peace and development amid the coronavirus disease (COVID)-19 pandemic, the Regional Task Force to End Local Communist Armed Conflict (RTF-ELCAC) monitored the implementation of approved projects under 2021 GAA.

a) DPWH Palawan 3 DEO

As of September 30, 2021, DPWH Palawan 3 DEO reported implementing two ELCAC projects amounting to ₱4.95 million (Table 3).

Table 3. Status of DPWH Palawan 3 DEO implemented ELCAC projects

Project Name	Location	Cost (in ₱M)	Status
1. 21EG0005 - Construction of Multi-Purpose Building - 2 Classroom at Tagnaya Elementary School, Barangay Concepcion, City of Puerto Princesa, Palawan	Province of Palawan	2.97	100% physical progress as of September 30, 2021
2. 21EG0083 - Construction of Multi-Purpose Building (Day Care Center) at Purok Centro, Brgy. Babuyan, City of Puerto Princesa, Palawan	Province of Palawan	1.98	15.53% physical progress as of September 30, 2021

Source: DPWH Palawan 3 DEO

b) NIA MIMAROPA

As of September 30, 2021, NIA MIMAROPA reported implementing two ELCAC projects amounting to ₱5 million (Table 4).

Table 4. Status of NIA MIMAROPA implemented ELCAC projects

Project Name	Location	Cost (in ₱M)	Status
1. Baco-Bucayao RIS (Repair of NIS) 2021	Province of Oriental Mindoro	5.0	82.66% physical progress as of September 30, 2021

Source: NIA MIMAROPA

3. RRP PAPs Implementation

To ensure full recovery and rehabilitation of calamity-stricken areas, the implementation of RRP projects were monitored.

a) Department of Agriculture (DA)

As of September 30, 2021, DA reported implementing 18 RRP projects amounting to ₱119.22 million (Table 5).

Table 5. Status of DA implemented RRP projects

Project Name	Location	Cost (in ₱M)	RRP	Status
1. S/D Of Lot 1: 4,400 Palay Certified Seeds (2021 QRF-Rehab)	Not specified	6.69	Not specified	100% physical progress as of September 30, 2021
2. S/D of 6,900 bags granular NPK fertilizer (13-11-21) -2021 QRF-Rehab	Not specified	7.28	Not specified	100% physical progress as of September 30, 2021
3. Supply And Delivery Of Lot 2: 600 Bags Gm Hybrid Corn Seeds (2021 QRF-Rehab)	Not specified	2.88	Not specified	100% physical progress as of September 30, 2021
4. Rehabilitation of Animal Housing Units and Establishment of Native Chicken Breeder House and Perimeter Fence at DA-RIARC in Or. Mindoro (2021 Livestock Program)	Province of Oriental Mindoro	1.18	Not specified	100% physical progress as of September 30, 2021
5. Supply and Delivery of 147,710 packs of vegetable seeds (QRF-2020)	Not specified	4.09	Not specified	100% physical progress as of September 30, 2021
6. Supply and Delivery of 4,885 bags of Palay Certified Seed (QRF-2020)	Not specified	7.91	Not specified	100% physical progress as of September 30, 2021
7. Supply and Delivery of 5,800 liters of Micronutrient Foliar/Soil Fertilizer (QRF-2020)	Not specified	2.14	Not specified	100% physical progress as of September 30, 2021
8. Supply and Delivery of 8,557 bags Complete Fertilizer 14-14-14 (QRF-2020)	Not specified	9.03	Not specified	100% physical progress as of September 30, 2021
9. Supply and Delivery of 9,600 bags Urea Fertilizer (QRF)	Not specified	14.2	Not specified	100% physical progress as of September 30, 2021
10. Supply and Delivery of 42,000 packs Organic Microbial Inoculant Fertilizer (QRF)	Not specified	3.7	Not specified	100% physical progress as of September 30, 2021
11. Supply and Delivery of Assorted Vegetable Seeds (QRF-Rehabilitation)	Not specified	4.92	Not specified	100% physical progress as of September 30, 2021
12. Supply and Delivery of 7,500 packets Micronutrient Foliar fertilizer (QRF)	Not specified	5.2	Not specified	100% physical progress as of September 30, 2021
13. Supply and Delivery of 5,368 bags Certified Palay Seeds (QRF)	Not specified	8.1	Not specified	100% physical progress as of September 30, 2021
14. Supply and Delivery of 117,065 packets Organic Microbial Inoculant (QRF)	Not specified	10.3	Not specified	100% physical progress as of September 30, 2021

Project Name	Location	Cost (in ₱M)	RRP	Status
15. Supply and Delivery of 100 heads of Cattle (Heifer) - QRF	Not specified	4.5	Not specified	100% physical progress as of September 30, 2021
16. Supply and Delivery of 440,000 Assorted Fruit Planting Materials (QRF)	Not specified	21	Not specified	100% physical progress as of September 30, 2021
17. Rehabilitation of Malakibay Diversion Dam	Not specified	4.8	Not specified	100% physical progress as of September 30, 2021
18. Rehabilitation of Rosacara Diversion Dam	Not specified	1.3	Not specified	100% physical progress as of September 30, 2021

Source: DA

b) Marinduque State College (MSC)

As of September 30, 2021, MSC reported implementing one RRP project amounting to ₱4.07 million (Table 6).

Table 6. Status of MSC implemented RRP projects

Project Name	Location	Cost (in ₱M)	RRP	Status
1. MSC Banuyo Campus, Gasan, Various Repair of Campus Facilities, (Typhoon Damaged)	Brgy. Banuyo, Gasan, Marinduque	4.07	Not specified	75% physical progress as of September 30, 2021

Source: MSC

c) Provincial Government of Occidental Mindoro

As of September 30, 2021, the Provincial Government of Occidental Mindoro reported implementing seven RRP project amounting to ₱13.59 million (Table 7).

Table 7. Status of PG Occidental Mindoro implemented RRP projects

Project Name	Location	Cost (in ₱M)	RRP	Status
1. Rehabilitation and Recovery Program for COVID 19 Pandemic	Province of Occidental Mindoro	4.92	COVID 19	0% physical progress as of September 30, 2021
2. Rehabilitation and Recovery Program for COVID 19 Pandemic	Province of Occidental Mindoro	1.01	COVID 19	0% physical progress as of September 30, 2021
3. Cash Assistance for Typhoon Quinta	Province of Occidental Mindoro	1.76	Quinta	0% physical progress as of September 30, 2021
4. Tilapia Distribution for Quinta Rehab	Province of Occidental Mindoro	4.99	Quinta	0% physical progress as of September 30, 2021
5. Gillnets distribution for Quinta Rehab	Province of Occidental Mindoro	0.33	Quinta	0% physical progress as of September 30, 2021
6. HVCDP (Mungbean Distribution for Quinta Rehab)	Province of Occidental Mindoro	0.2	Quinta	100% physical progress as of September 30, 2021
7. Assorted Vegetable Seeds Distribution for Typhoon Quinta	Province of Occidental Mindoro	0.38	Quinta	100% physical progress as of September 30, 2021

Source: PG Occidental Mindoro

4. BP2 Implementation

The Balik Probinsya, Bagong Pag-asa (BP2) program was institutionalized to ensure balanced regional development and equitable distribution of wealth, resources, and opportunities through policies and

programs that boost countryside development and inclusive growth, provide adequate social services, and promote full employment, industrialization, and an improved quality of life in rural areas.

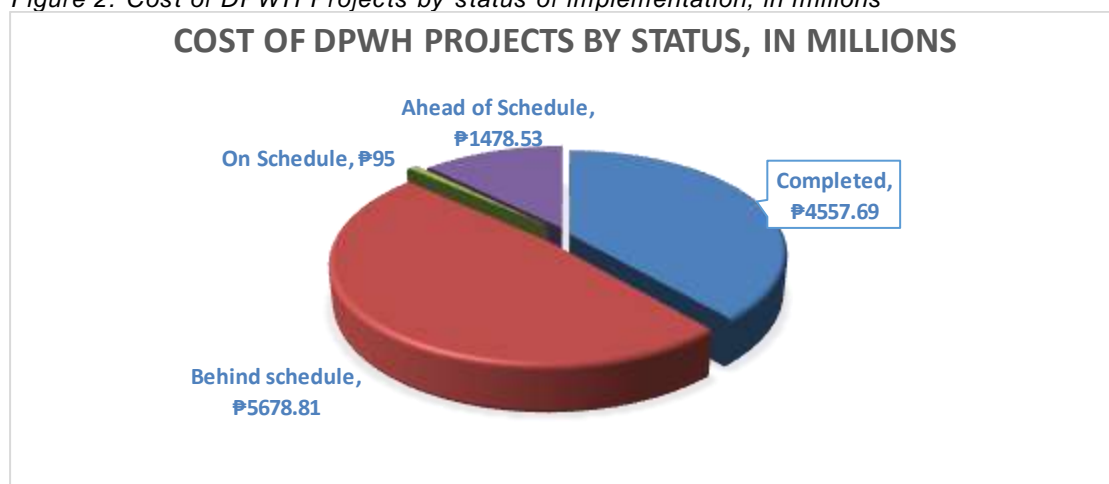
No BP2 projects implemented for the third Quarter of 2021 was reported.

B. Status of Programs, Projects and Activities (PAPs)

1. Department of Public Works and Highways (DPWH) MIMAROPA

As of September 30, 2021, DPWH MIMAROPA reported implementing 104 projects funded under GAA 2020-2021 amounting to ₱11,810.03 million (Figure 2). A total of 43 projects amounting to ₱4,557.69 million were already completed, 49 projects amounting to ₱5,678.81 million encountered delays in implementation, one project amounting to ₱95 million was on schedule and 11 projects amounting to ₱1,478.53 million were ahead of schedule.

Figure 2. Cost of DPWH Projects by status of implementation, in millions



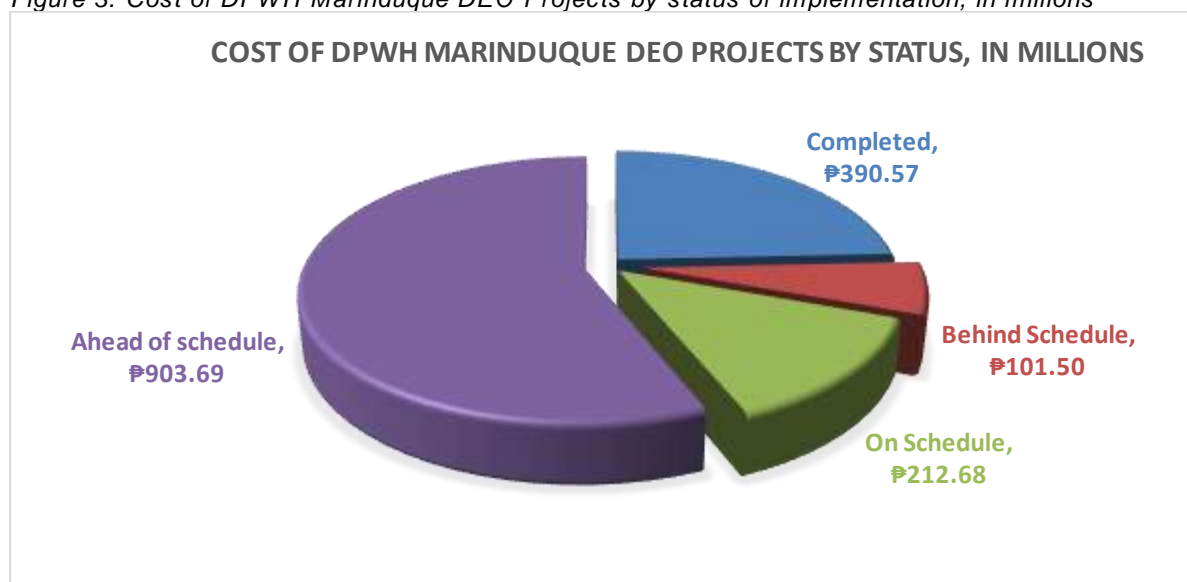
Source: DPWH MIMAROPA

The project details were in the attached RPMES output forms 5 and 6 for reference.

2. Department of Public Works and Highways (DPWH) Marinduque District Engineering Office (DEO)

DPWH Marinduque DEO reported implementing 54 projects amounting to ₱1,608.44. A total of 23 projects amounting to ₱390.57 million were already completed, five projects amounting to ₱101.50 million encountered delays in implementation, three projects amounting to ₱212.69 million were on schedule and 23 projects amounting to ₱903.69 million were ahead of schedule (Figure 3).

Figure 3. Cost of DPWH Marinduque DEO Projects by status of implementation, in millions



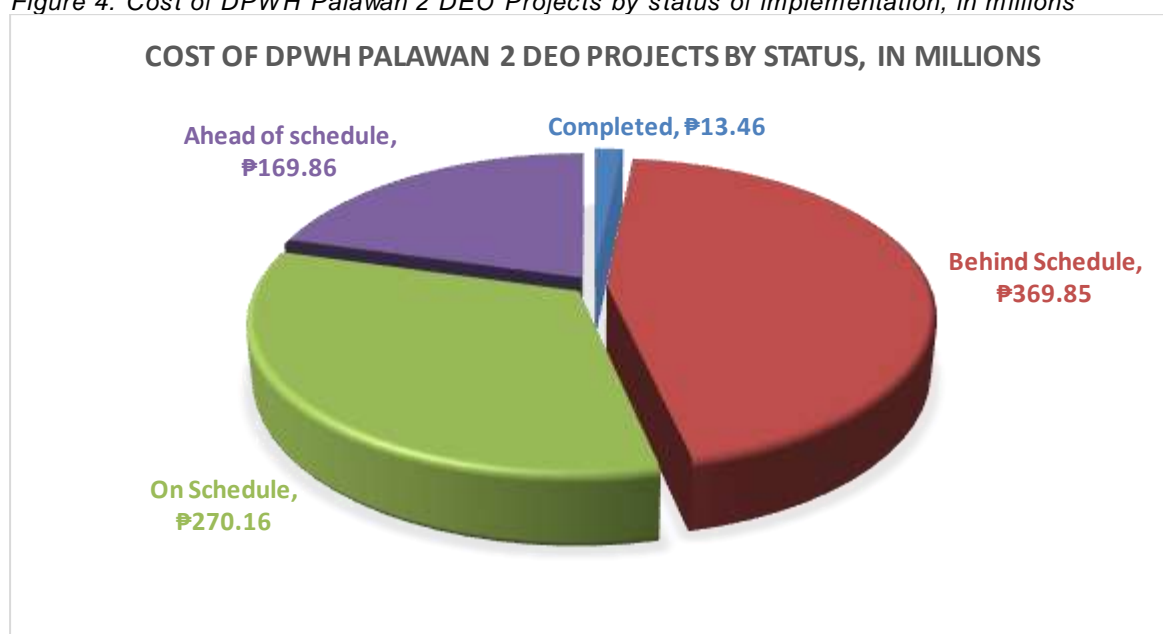
Source: DPWH Marinduque DEO

The project details were in the attached RPMES output forms 5 and 6 for reference.

3. Department of Public Works and Highways (DPWH) Palawan 2nd District Engineering Office (DEO)

DPWH Palawan 2nd DEO reported implementing 65 projects amounting to ₱823.33. A total of eight projects amounting to ₱13.46 million were already completed, 23 projects amounting to ₱369.85 million encountered delays in implementation, 28 projects amounting to ₱270.16 million were on schedule and six projects amounting to ₱169.86 million were ahead of schedule (Figure 4).

Figure 4. Cost of DPWH Palawan 2 DEO Projects by status of implementation, in millions



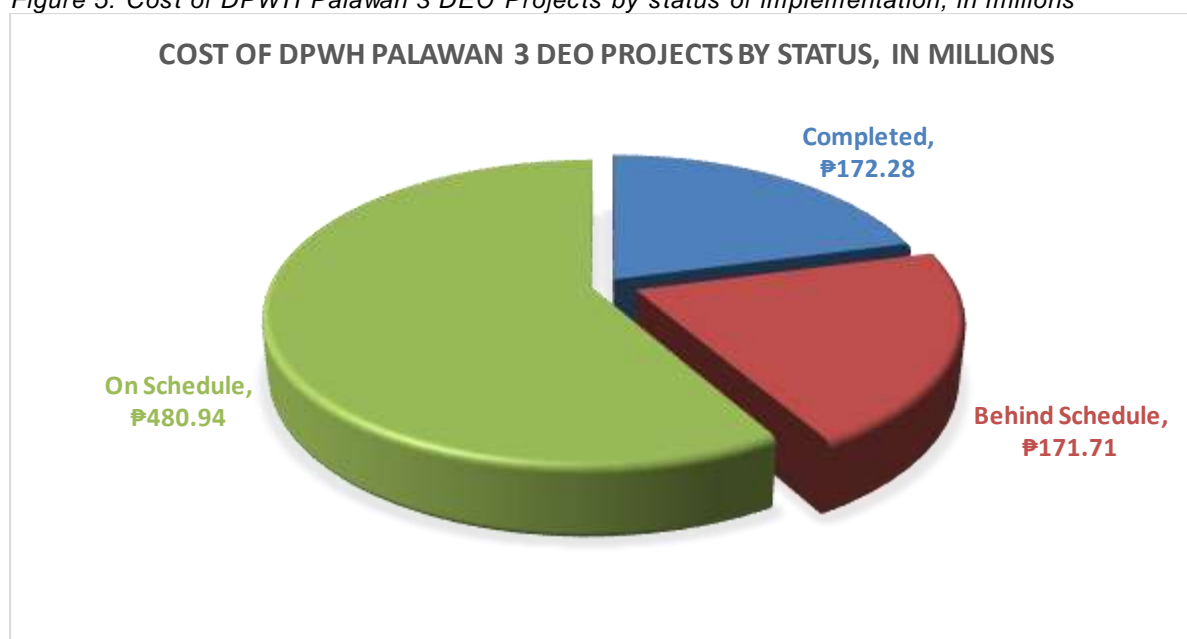
Source: DPWH Palawan 2 DEO

The project details were in the attached RPMES output forms 5 and 6 for reference.

4. Department of Public Works and Highways (DPWH) Palawan 3rd District Engineering Office (DEO)

DPWH Palawan 3rd DEO reported implementing 65 projects amounting to ₱824.93. A total of 34 projects amounting to ₱172.28 million were already completed, 12 projects amounting to ₱171.71 million encountered delays in implementation, and 19 projects amounting to ₱480.94 million were ahead of schedule (Figure 5).

Figure 5. Cost of DPWH Palawan 3 DEO Projects by status of implementation, in millions



Source: DPWH Palawan 3 DEO

The project details were in the attached RPMES output forms 5 and 6 for reference.

5. Department of Transportation (DOTr)

The DOTr reported implementing four projects amounting to ₱161.37 million. As of September 30, 2021, the average physical accomplishment of DOTr projects is 90.32 percent with a slippage of negative 12.14 percent.

The project details were in the attached RPMES output forms 5 and 6 for reference.

6. Department of Energy (DOE)

DOE reported four projects amounting to ₱43.41 million for the third quarter of 2021. The average physical accomplishment of DOE

projects was 77.43 percent.

The project details were in the attached RPMES output form 5 for reference.

7. National Power Corporation (NPC)

NPC reported 12 projects amounting to ₱1,861.45 million for the third quarter of 2021. The average physical accomplishment of NPC projects was 81.02 percent with an average slippage of negative 2.38 percent (Figure 3).

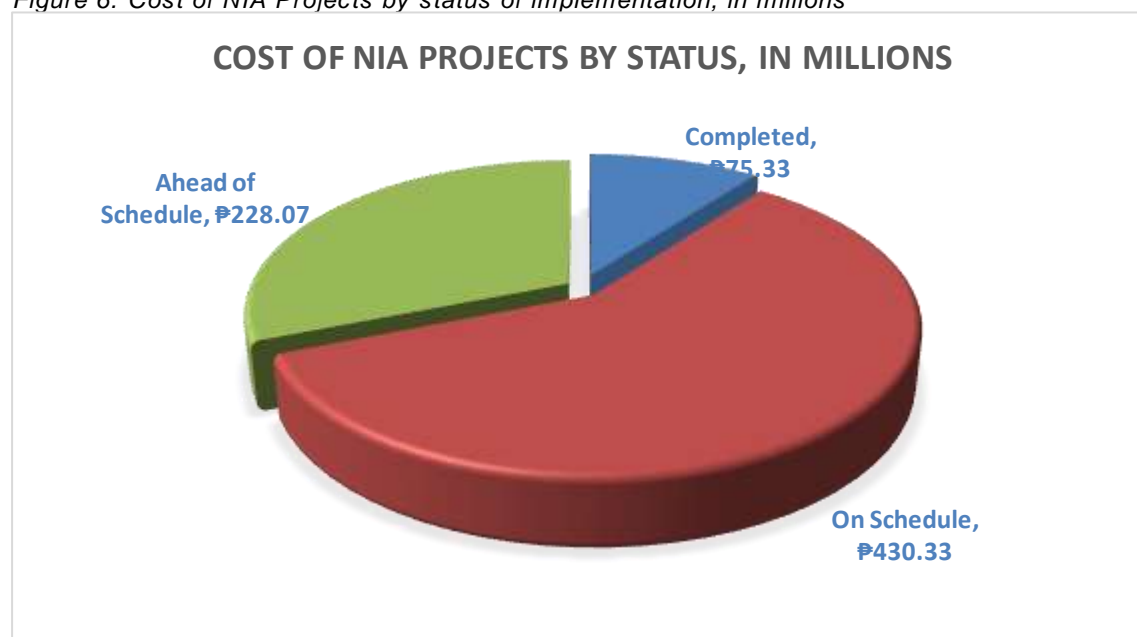
Of the 12 reported projects, three projects amounting to ₱405.85 million was completed, and nine projects amounting to ₱1,455.60 million were behind schedule.

The project details were in the attached RPMES output forms 5 and 6 for reference.

8. National Irrigation Administration (NIA) MIMAROPA

As of September 30, 2021, NIA MIMAROPA reported implementing 46 projects amounting to ₱733.73 million. A total of 13 projects amounting to ₱75.33 million were already completed, 13 projects amounting to ₱430.33 million were on schedule, and 20 projects amounting to ₱228.07 million were ahead of schedule (Figure 6).

Figure 6. Cost of NIA Projects by status of implementation, in millions



Source: NIA MIMAROPA

The project details were in the attached RPMES output forms 5 and 6 for reference.

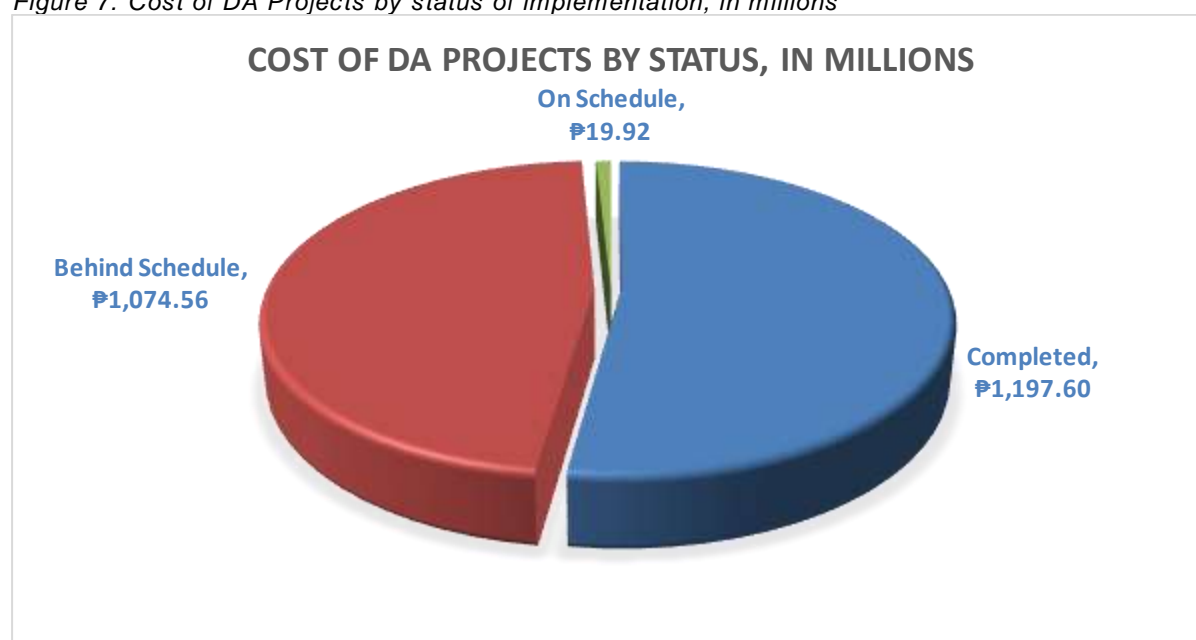
9. Department of Agriculture (DA) MIMAROPA

DA submitted the status report on 162 projects amounting to ₱2,292.08 million. A total of 134 projects amounting to ₱1,197.60 million were already completed, 24 projects amounting to ₱1,074.56 million were behind schedule, and four projects amounting to ₱19.92 million were on schedule (Figure 7).

Included in the report were 15 PRDP sub-projects amounting to ₱769.13 million. Details of the PRDP sub-projects were discussed in the section on Status of Priority Projects in MIMAROPA.

Also included in the report were 18 Quick Response Fund (QRF) projects amounting to ₱119.22 million. Details of the QRF projects were discussed in the section on RRP.

Figure 7. Cost of DA Projects by status of implementation, in millions



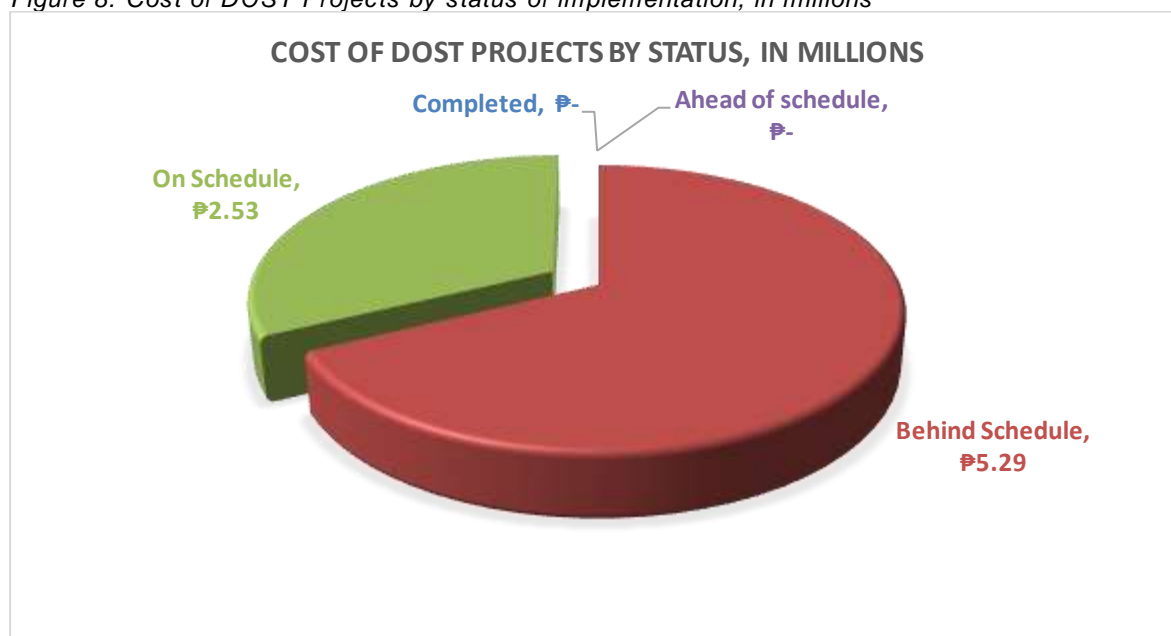
Source: DA MIMAROPA

The project details were in the attached RPMES output forms 5 and 6 for reference.

10. Department of Science and Technology (DOST) MIMAROPA

DOST submitted the status report on ten projects amounting to ₱7.82 million. Two projects were already completed, four projects amounting to ₱5.29 million encountered delays in implementation, three projects amounting to ₱2.53 million were on schedule, and one project was ahead of schedule (Figure 8).

Figure 8. Cost of DOST Projects by status of implementation, in millions



Source: DOST MIMAROPA

The project details were in the attached RPMES output forms 5 and 6 for reference.

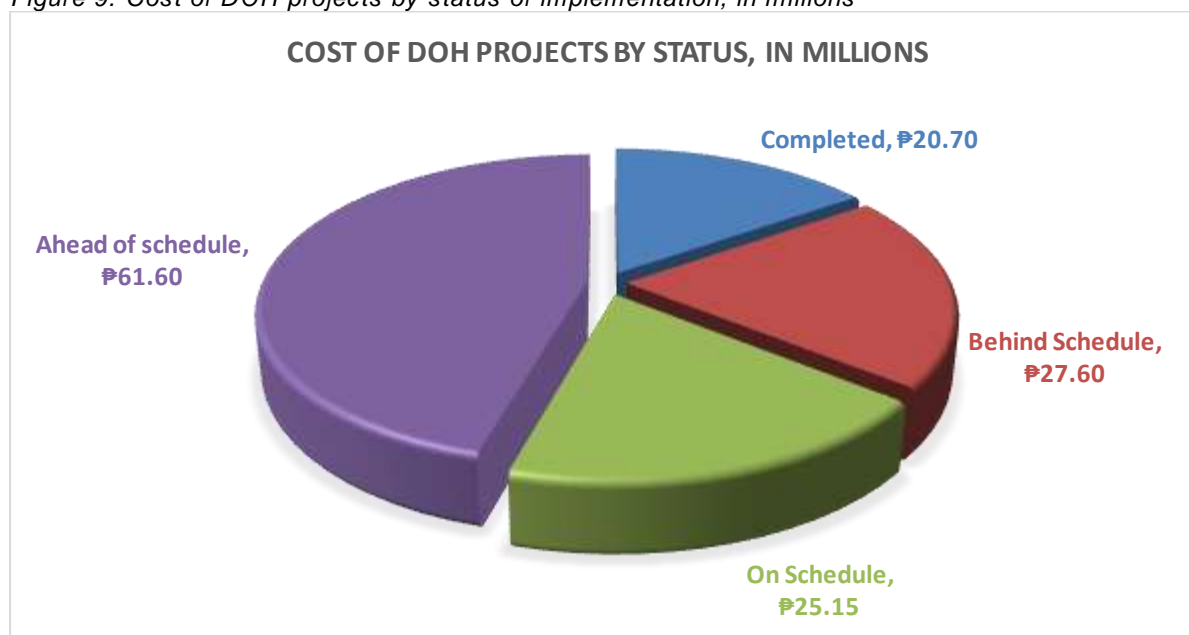
11. Department of Health (DOH) MIMAROPA

DOH MIMAROPA reported ten projects amounting to ₱135.05 million for the third quarter of 2021. The average physical accomplishment of DOH projects was 67.57 percent with an average slippage of negative 4.15 percent.

Of the 10 reported projects, two projects amounting to ₱20.70 million were completed, two projects amounting to ₱27.60 million were behind schedule, three projects amounting to ₱25.15 million were on schedule, while three projects amounting to ₱61.60 million were ahead of schedule (Figure 9).

The project details were in the attached RPMES output forms 5 and 6 for reference.

Figure 9. Cost of DOH projects by status of implementation, in millions



Source: Department of Health MIMAROPA

The project details were in the attached RPMES output forms 5 and 6 for reference.

12. Department of Labor and Employment (DOLE) MIMAROPA

DOLE MIMAROPA reported eight projects amounting to ₱532.23 million for the third quarter of 2021. The average physical accomplishment of DOH projects was 40.01 percent with an average slippage of positive 3.82 percent.

The project details were in the attached RPMES output forms 5 and 6 for reference.

13. Department of Information and Communications Technology (DICT) Cluster 3

DICT Cluster 3 reported two projects amounting to ₱13.80 million for the third quarter of 2021. The average physical accomplishment of DICT Cluster 3 projects was 58.06 percent with an average slippage of positive 16.12 percent.

The project details were in the attached RPMES output forms 5 and 6 for reference.

14. Bureau of Fisheries and Aquatic Resources (BFAR) MIMAROPA

BFAR MIMAROPA reported 13 projects amounting to ₱70.10 million for the third quarter of 2021. The average physical

accomplishment of BFAR MIMAROPA projects was 85 percent with an average slippage of positive 2.29 percent.

Of the 13 reported projects, 12 projects amounting to ₱68.14 million were completed and one project amounting to ₱1.96 million was ahead of schedule.

The project details were in the attached RPMES output forms 5 and 6 for reference.

15. Civil Aviation Authority of the Philippines (CAA) Area Center 3

CAAP Area Center 3 reported one project amounting to ₱1.88 million for the third quarter of 2021. The physical accomplishment of CAAP Area Center 3 project was 8.46 percent with an average slippage of positive 0.13 percent.

The project details were in the attached RPMES output forms 5 and 6 for reference.

16. Population Commission (POPCOM)

POPCOM MIMAROPA submitted status report of three projects amounting to ₱2.74 million. The average physical accomplishment of POPCOM projects was 54.01 percent with an average slippage of negative 45.99 percent.

The project details were in the attached RPMES output forms 5 and 6 for reference.

17. Marinduque State College (MSC)

MSC submitted status reports on six projects amounting to ₱71.84 million. The average physical accomplishment of MSC projects was 86.99 percent with an average slippage of negative 13.01 percent.

Out of the six projects, one project amounting to ₱2.22 million was completed, five projects amounting to ₱69.62 million were behind schedule.

The project details were in the attached RPMES output forms 5 and 6 for reference.

18. Mindoro State University (MinSU)

MinSU submitted status reports on eight projects amounting to ₱115.00 million. The average physical accomplishment of MinSU projects was 36.70 percent with an average slippage of negative 1.47 percent.

Out of the eight projects two projects amounting to ₱37.00 million were behind schedule, while six projects amounting to ₱78.00 million were on schedule.

The project details were in the attached RPMES output forms 5 and 6 for reference.

19. Palawan State University (PSU)

PSU reported the status of 13 projects amounting to ₱270.70 million for the third quarter of 2021. Of the 13 reported projects, two projects amounting to ₱36.00 million were completed and 11 projects amounting to ₱234.70 million were behind schedule.

The project details were in the attached RPMES output forms 5 and 6 for reference.

20. Romblon State University (RSU)

RSU reported the status of three projects amounting to ₱44.09 million for the third quarter of 2021. The average physical accomplishment of RSU projects was 63.22 percent.

The project details were in the attached RPMES output form 5 for reference.

21. Western Philippines University (WPU)

WPU reported the status of three projects amounting to ₱80.44 million for the third quarter of 2021. The average physical accomplishment of WPU projects was 32.91 percent with a positive slippage of 5.29 percent.

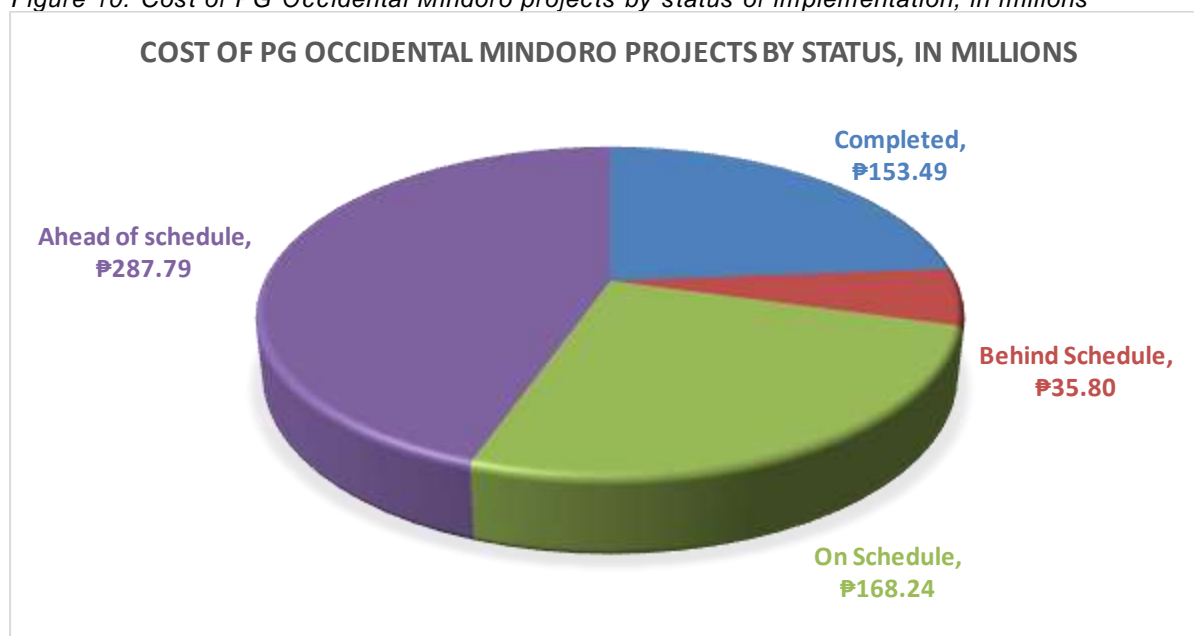
The project details were in the attached RPMES output form 5 for reference.

22. Provincial Government of Occidental Mindoro

The Provincial Government of Occidental Mindoro reported the status of 134 projects amounting to ₱ 645.32 million for the third quarter of 2021. The average physical accomplishment of PG Occidental Mindoro projects was 0.08 percent with an average slippage of negative 0.10 percent.

Of the 134 reported projects, 25 projects amounting to ₱153.49 million were completed, nine projects amounting to ₱35.80 million were behind schedule, 51 projects amounting to ₱168.24 million were on schedule, while 49 projects amounting to ₱287.79 million were ahead of schedule (Figure 10).

Figure 10. Cost of PG Occidental Mindoro projects by status of implementation, in millions



Source: PG Occidental Mindoro

The project details were in the attached RPMES output forms 5 and 6 for reference.

III. RPMC Meeting

The MIMAROPA Regional Project Monitoring Committee (RPMC) virtually conducted its third quarter meeting on August 24, 2021, to discuss the implementation status of major development projects in the region.

RPMC Chairperson and NEDA MIMAROPA Regional Director Agustin C. Mendoza, welcomed the members and partner agencies and provided an overview of the flow of discussion with emphasis on the second quarter Regional Project Monitoring and Evaluation System (RPMES) report and field monitoring visit in Oriental Mindoro.

Engr. Corie Mercader of DPWH MIMAROPA presented the status of the Puerto Galera-Abra de Ilog Mindoro Island Circumferential Road and Victoria-Sablayan Mindoro Cross Island Road with portions reported to be already completed and nearing completion. The Coron-Culion Inter-Island Bridge in Palawan and Balabac Runway in Marinduque were reported to be suspended because of the regulatory requirements yet to be complied and approved. The Puerto Princesa Cruise Port was reported to be near its completion as well.

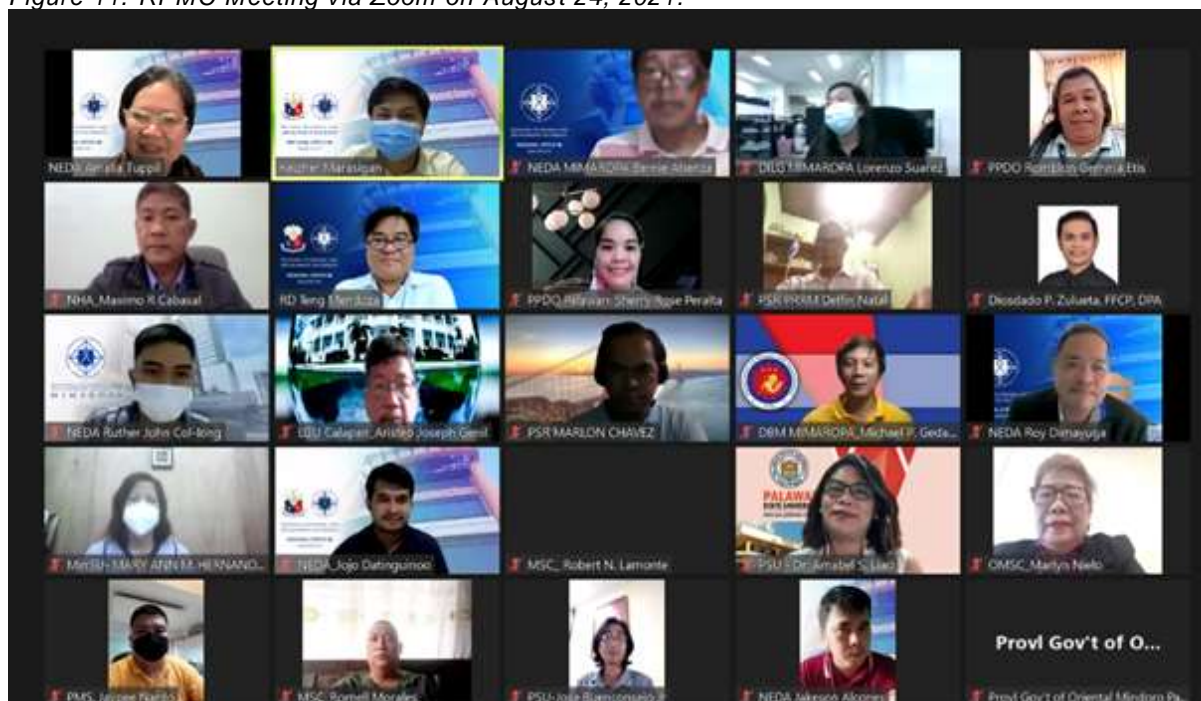
The National Housing Authority Region 4 reported the latest updates on the Yolanda Permanent Housing Program. Land development in Coron was underway for the implementation of 2,670 housing units, while the rest of the targeted areas with 2,620 units were for issuance of Notice to Proceed to the contractor.

Engr. Lowell Lozano of National Irrigation Administration MIMAROPA presented the implementation status of the Ibato-Iraan Small Reservoir Irrigation Project in Aborlan, Palawan. He mentioned that the project was expected to be operational by May 2023.

The Department of Agriculture MIMAROPA also discussed the progress of the projects under the Philippine Rural Development Program particularly on I-PLAN, I-BUILD, and I-REAP sub-projects, MIMAROPA Pipelined sub-projects, and the Marine Protected Areas in Roxas, Palawan.

The secretariat also presented the second quarter RPMS report with updates from the ProyekTanglaw system, citing 456 regional projects being implemented by 22 MIMAROPA government agencies. Of the reported 456 projects, 148 (32.46%) were completed. Meanwhile, a total of 173 (37.64%) projects encountered problems in implementation. Reported projects comprise mostly of regular projects of agencies (92.54%) with portions of projects under the Official Development Assistance (4.61%), COVID-19 Recovery and Rehabilitation (2.41%), and End Local Communist Armed Conflict (0.44%).

Figure 11. RPMC Meeting via Zoom on August 24, 2021.



The field monitoring visit in Oriental Mindoro conducted on July 22, 2021, was also reported by the secretariat. The Regional Project Monitoring Team inspected the PPA PMO Mindoro's passenger terminal buildings, Calapan Airport Development project, and DPWH-implemented infrastructure projects in support of national security.

Other matter was raised by PSR. Rodne Galicha of Bayay Sibuyanon, Inc. requesting DPWH to provide supporting documents that led to the green-lighting of the implemented seawall and bay walk

projects along some coastal areas in the region.

The secretariat also announced training and monitoring activities lined up for the rest of the year for LPMCs, RPMC, and RPMT members.

IV. Trainings Conducted

A. ProyekTanglaw User's Training

The NEDA Regional Office (NRO) MIMAROPA for the fourth time conducted a two-day user's training on the use and features of the *ProyekTanglaw* system last September 23-24 through Zoom video conference. The technical training was in line with the MIMAROPA Regional Development Council (RDC) Week celebration, which aims to celebrate and further strengthen the partnerships with stakeholders in the region.

NRO MIMAROPA Regional Director (RD) Agustin C. Mendoza welcomed the participants from the Bureau of Fisheries and Aquatic Resources (BFAR), Civil Aviation Authority of the Philippines (CAAP) Central Office and Area 3, District Engineering Offices of the Department of Public Works and Highways (DPWH), Philippine Ports Authority (PPA) Central, and PPA-Port Management Offices of Batangas and Marquez. These agencies and offices were invited to the training in line with NRO MIMAROPA's vision to further expand its partner implementing agencies in the region and be part in the productive and effective utilization of the system.

RD Mendoza emphasized some practical advantages in using the system: (1) speedy accessing of data anytime and anywhere, as the information stored could be instantly retrieved and obtained with the use of internet; (2) eliminates paper-based submission or environment-friendly; (3) automatic generation of reports through the system; and (4) reduces costs in managing data over time.

Mendoza also underscored that the RPMES focal persons play the vital link in ensuring accountability and proper project implementation through timely project monitoring that produce quality information to ensure effective decision-making for the government leaders and managers to do corrective actions when needed, and safeguards the timely achievement of target project results.

The NRO's Project Monitoring and Evaluation Division staffs led the conduct of the training. Discussed were the legal basis and evolution of the RPMES, the institutional arrangements contained in the 2016 RPMES Operational Guidelines and the 11 RPMES forms. Bernard Layon of NEDA Central Office's Information and Communications Technology Staff – Information System Development Division (ICTS-ISDD) walked the participants through the features and functions of *ProyekTanglaw*, including the step by step instruction on how to input the data entry in the system. The participants were given ample time for

hands-on practice to explore and test the online project monitoring portal. Each office presented their works in the online system.

In his closing remarks, OIC ARD Bernardino A. Atienza, Jr. of NRO MIMAROPA thanked the participants and expressed high hopes to have a sustained good working relationship with them to continue the collaboration towards the development of the MIMAROPA region.

A total of 25 participants (13 male, and 12 female) attended the online training.

B. Orientation on Assessment of LPMC Functionality

The NEDA Regional Office (NRO) in MIMAROPA, as chair and technical secretariat of the MIMAROPA Regional Project Monitoring Committee (RPMC), through its Project Monitoring and Evaluation Division (PMED), conducted an orientation on Local Project Monitoring Committee (LPMC) functionality assessment tool on September 21 through Zoom teleconference.

The orientation was attended by 89 participants from five provincial, two city, and two municipal local government units, four state universities and colleges, seven private sector representatives, RPMC members, and personnel from NRO MIMAROPA.

The activity aimed to orient members of the LPMCs on the classification of their functionality and highlights the importance of strengthening the PMCs at the sub-national level to conduct monitoring and evaluation of programs and projects at the local level.

OIC Assistant Regional Director Bernardino A. Atienza, Jr. of NRO MIMAROPA informed the participants that RPMC MIMAROPA recognized the need of a functioning and active LPMCs in the region, and subsequently passed a resolution adopting the Central Luzon RPMC tool for assessing the functionality of LPMCs in the region.

The RPMC secretariat provided inputs on the evolution of the PMCs, which was traced back to executive orders and memorandum order promulgated even prior to the passage of the 1991 Local Government Code. The secretariat also refreshed the participants with PMC's responsibilities as stipulated in the 2016 RPMES Operational Guidelines.

The LMPC functionality assessment tool was based on the 2019 issuance of the National PMC on the four priority parameters in determining active LPMCs, namely: 1) organization; 2) training; 3) planning; and 4) implementation and reporting.

The participants were able to identify the required information, data and proofs or means of verification for each indicator under the priority parameters. They were guided on how to use the prescribed rating

system using adjectival rating (low, medium or high) and were also directed to identify points for improvement and capacity needs based on the assessment result.

The activity was part of the week-long MIMAROPA RDC Week celebration from September 20-24, with the theme: Through the years: providing service excellence for a more participative, sustainable, and resilient future.

V. Field Validation Visit

The MIMAROPA Regional Project Monitoring Team (RPMT) conducted field monitoring visit to several infrastructure projects in Calapan City Oriental Mindoro on July 22.

The monitoring team headed by Regional Project Monitoring Committee (RPMC) Chairperson and NEDA MIMAROPA Regional Director (RD) Agustin C. Mendoza, together with Mr. Cesar Contreras of Presidential Management Staff-Office for Regional Concerns (PMS-ORC); Mr. Lorenzo F. Suarez of the Department of Interior and Local Government (DILG) MIMAROPA; Engr. Marlon Chavez, RPMC private sector representative; and members of the provincial and city monitoring team of Oriental Mindoro and Calapan City visited the ongoing infrastructure projects being implemented by the Philippine Ports Authority Project Management Office (PPA-PMO) Mindoro, Civil Aviation Authority of the Philippines (CAAP), and the Department of Public Works and Highways Regional Office (DPWH) MIMAROPA.

The RPMT first visited the ongoing rehabilitation, expansion and construction of three-storey Passenger Terminal Building 1&2 in Calapan Port. The total cost of the said project amounts to PHP353 million with a floor area of 8,124.39 square meters. Once completed, the new Passenger Terminal Building could conveniently accommodate 2,774 passengers. The project is expected to be completed by February 18, 2023.

The team advised the contractor and the PPA-PMO Mindoro to properly observe the construction safety standards, use of complete personal protective equipment of the workers, and provide a project billboard in site for transparency purpose. The PPA-PMO Mindoro also provided updates on the status of Port Zone Delineation of the Calapan Port.

The RPMT proceeded to the Calapan Airport Development Project wherein works consist of asphaltting of runway and strip grade correction. The project was suspended while waiting for the conduct of a verification survey that would determine the final design and elevation of the asphalt runway. The contract amount for the said project is PHP34 million. Target date of completion would be finalized after the conduct of a joint survey.

Figure 12. Field Validation of the Passenger Terminal Building 1&2 in Calapan Port



Since tourism industry is vital to the economic growth of Oriental Mindoro, the RPMT highlighted during the project briefing with CAAP officials, the possibility of expanding the Calapan Airport to accommodate bigger aircrafts. Calapan Airport is only two-hour drive away from the popular tourist spot of the province, the Puerto Galera. On the other hand, a feasibility study is needed to assess the viability of having a commercial flight in Calapan Airport according to CAAP.

The RPMT also visited the DPWH-implemented infrastructure projects in support of the National Security inside the Camp Efigenio C. Navarro, Calapan City, and Oriental Mindoro.