



# Philippine Plan of Action for Nutrition 2017-2022

## PROGRAM IMPLEMENTATION REVIEW

*21 December 2021 || Zoom Application*



# **PRELIMINARIES**

Invocation  
Philippine National Anthem  
MIMAROPA Hymn



# **ACKNOWLEDGEMENT OF PARTICIPANTS**



# Welcome Message

**Ms. Ma. Eileen B. Blanco, RND, MPA**  
Nutrition Program Coordinator  
OIC, NNC MIMAROPA




# GENERAL OBJECTIVES

1. Determine **progress of implementation** in 2020–2021 of local government units and regional associations to look at inputs, outputs, and outcomes to determine the likelihood of achieving set targets.
2. Identify **factors that facilitated and hindered** program implementation and attainment of outcome targets.



# SPECIFIC OBJECTIVES

1. Identify **bottlenecks or hindrances** that would affect program implementation.
2. Identify **good practices** that could be replicated and implemented in other program areas.
3. Assess the **status of implementation** of the program and determine the likelihood of achieving program targets by 2022.
4. Identify and recommend possible **policy and program adjustments** to ensure achievement of targets by 2022.



# Outline of the PIR

## **PART 1**

- A. Mechanics of the PIR
- B. Workshop 1: Validation of Accomplishments on Efficiency and Effectiveness of Local Nutrition Programs
- C. Workshop 2: Facilitating and Deterring Factors/Actions to be Taken for 2022
- D. Plans for 2022

## **PART 2**

- A. Presentation of Workshops Outputs



# MECHANICS

**Bianca Louise Veronica M. Estrella**  
Nutrition Officer II



# MECHANICS – WORKSHOP 1

Validation of Accomplishments on Efficiency and Effectiveness of Local Nutrition Programs

## A. Efficiency

1. **NNC RO** will **present the status of accomplishments** per province and city in terms of submission of documents and presence of the following :


- 
- |   |  |
|---|--|
| • Nutrition Action Plan (NAP) 2021                                | • Availability of Functional Weighing Scale 2021 |
| • PPAN Accomplishment Report (1 <sup>st</sup> Semester)           | • Availability of Functional Height Board 2021   |
| • Nutrition Month Documentation Report 2021                       | • BNS Database 2021                              |
| • Functionality of Provincial/City Nutrition Committee (P/CNC)    | • BNS Financial Assistance 2021                  |
| • Functionality of Municipal/Barangay Nutrition Committee (M/BNC) | • PGN Barangay Level Training 2021               |
| • Organized Local Nutrition Cluster                               | • Capacity Mapping                               |
| • MELLPI Score 2021   | • LGU Funded Supplementary Feeding               |
| • Operation Timbang (OPT) Plus Coverage 2021                      | • Policy Review                                  |
-

# MECHANICS – WORKSHOP 1


Validation of Accomplishments on Efficiency and Effectiveness of Local Nutrition Programs

## A. Efficiency


2. **NNC RO** will **mark each indicator** with the ff. depending upon the compliance of the province/city:



80–100%



50–79%



0–49%

3. **Province/City** to **validate** whether mark is correct or not.

# MECHANICS – WORKSHOP 1

Validation of Accomplishments on Efficiency and Effectiveness of Local Nutrition Programs

## B. Effectiveness


1. **NNC RO** will **present the status** of:

- 2021 OPT Plus Results
- Presence of Functional Breastfeeding or Lactation Stations in Province/City


2. **NNC RO** will **mark OPT status** with the ff. depending on the trend of prevalence of each province/city from 2019-2021:



Decrease



Retain



Increase

# MECHANICS – WORKSHOP 1


Validation of Accomplishments on Efficiency and Effectiveness of Local Nutrition Programs

## B. Effectiveness

4. For the presence of functional breastfeeding/ lactation station in the provincial capitol and city hall



50–100%



0–49%

5. **Province/City** to **validate** whether marks are correct or not.

# MECHANICS - WORKSHOP 2

Identification of Facilitating and Deterring Factors/Actions To Be Taken for 2022 and Specific Technical Assistance Needed from NNC

## A. Efficiency

1. Participants will be grouped per Province
2. Cities will be incorporated in their respective province

Group 1	Group 2	Group 3	Group 4	Group 5
Marinduque	Occidental Mindoro	Oriental Mindoro	Palawan	Romblon
		Calapan City	Puerto Princesa City	

# MECHANICS – WORKSHOP 2

Identification of Facilitating and Deterring Factors/Actions To Be Taken for 2022 and Specific Technical Assistance Needed from NNC

## A. Efficiency

3. Participants to fill up the given matrix individually

*Example: Province A*

Indicators	Facilitating Factors	Deterring Factors	Actions To Be Taken for 2016	Technical Assistance from NNC RO
1. NAP Submission <i>ex. No submission</i>		No functional LNC	Reorganization /Revitalization of the LNC	Advocacy meeting with the LCE  Training on NPM

4. Each LGU to fill-up indicators.

5. One (1) LGU per group shall present in plenary his/her accomplished matrix.



# 2021 Regional Nutrition Situation

**Nichole Kate S. Loyola**  
Provincial Nutrition Focal Point

# 2021 MIMAROPA Regional Nutrition Situation

**BASED ON 2021 OPT PLUS RESULT**

## 373,724

Estimated number of 0-59  
months preschoolers

## 271,875

Actual number of preschoolers weighed  
(45,961 are indigenous preschool children)

## 72.7%

2021 OPT+ Coverage  
(2020 Coverage: 76.4%)





# 2021 Regional Summary

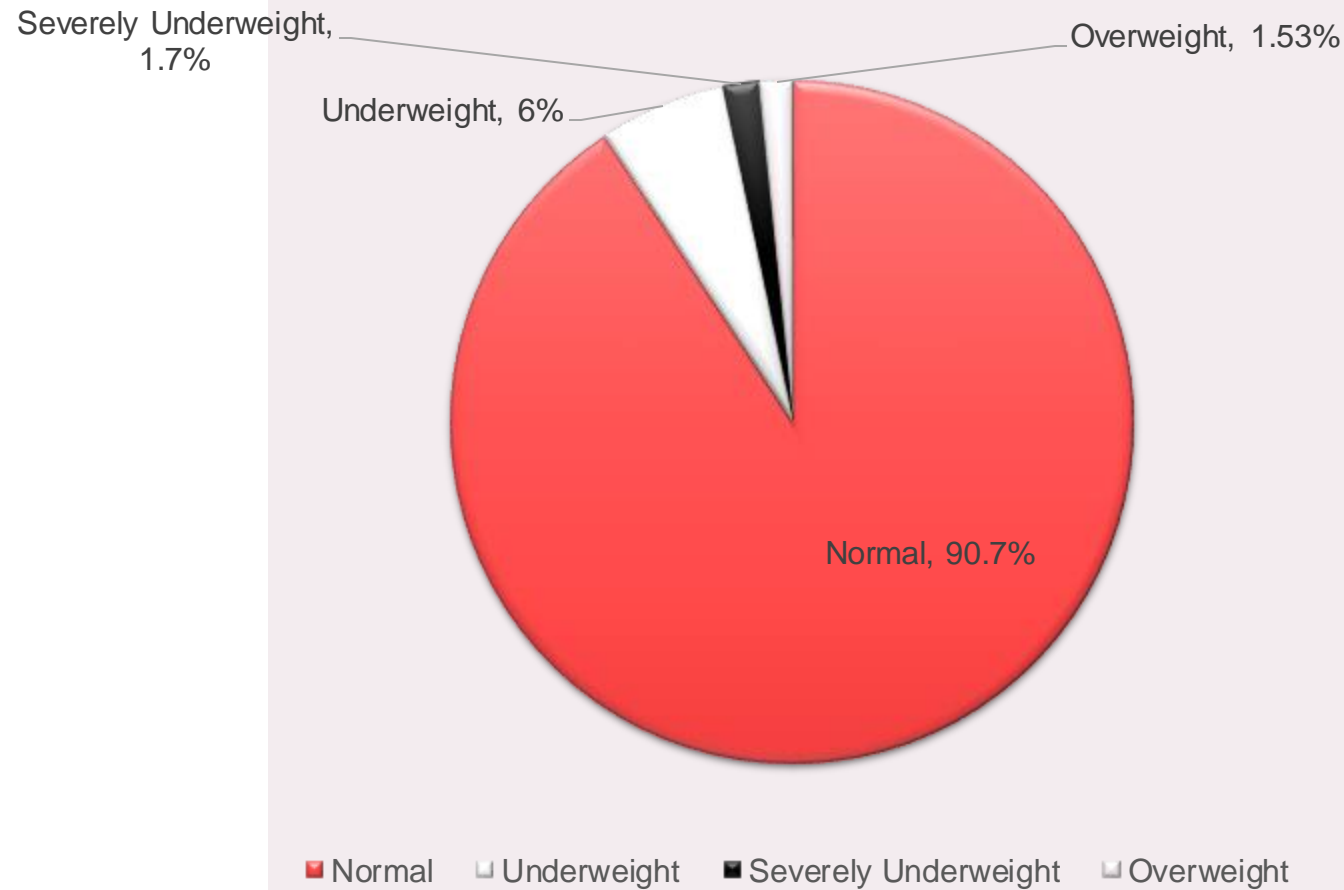
Province/City	Estimated number of 0-59 months	Actual number of 0-59 months weighed	OPT+ Coverage	
			2020	2021
Marinduque	26,946	17,439	61.3%	64.7%
Occidental Mindoro	87,493	52,961	88.9%	75.7%
Oriental Mindoro	26,946	67,174	70.9%	76.8%
Palawan	144,641	91,049	64.5%	62.9%
Romblon	35,194	22,885	62.3%	65.0%
Puerto Princesa City	33,407	20,367	72.0%	61.0%



# Weight-for-Age

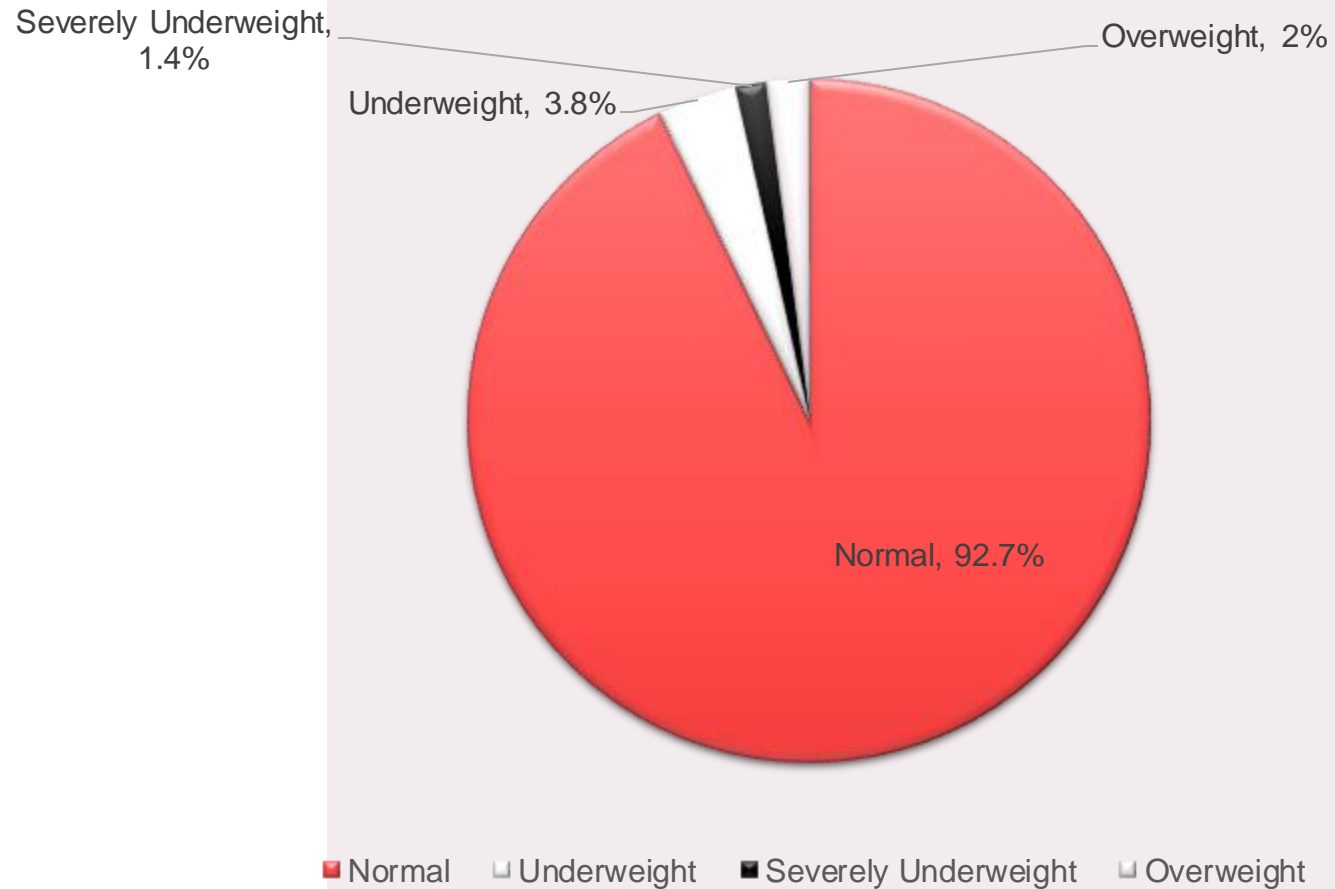


# Weight-for-Age among 0-59 months old children

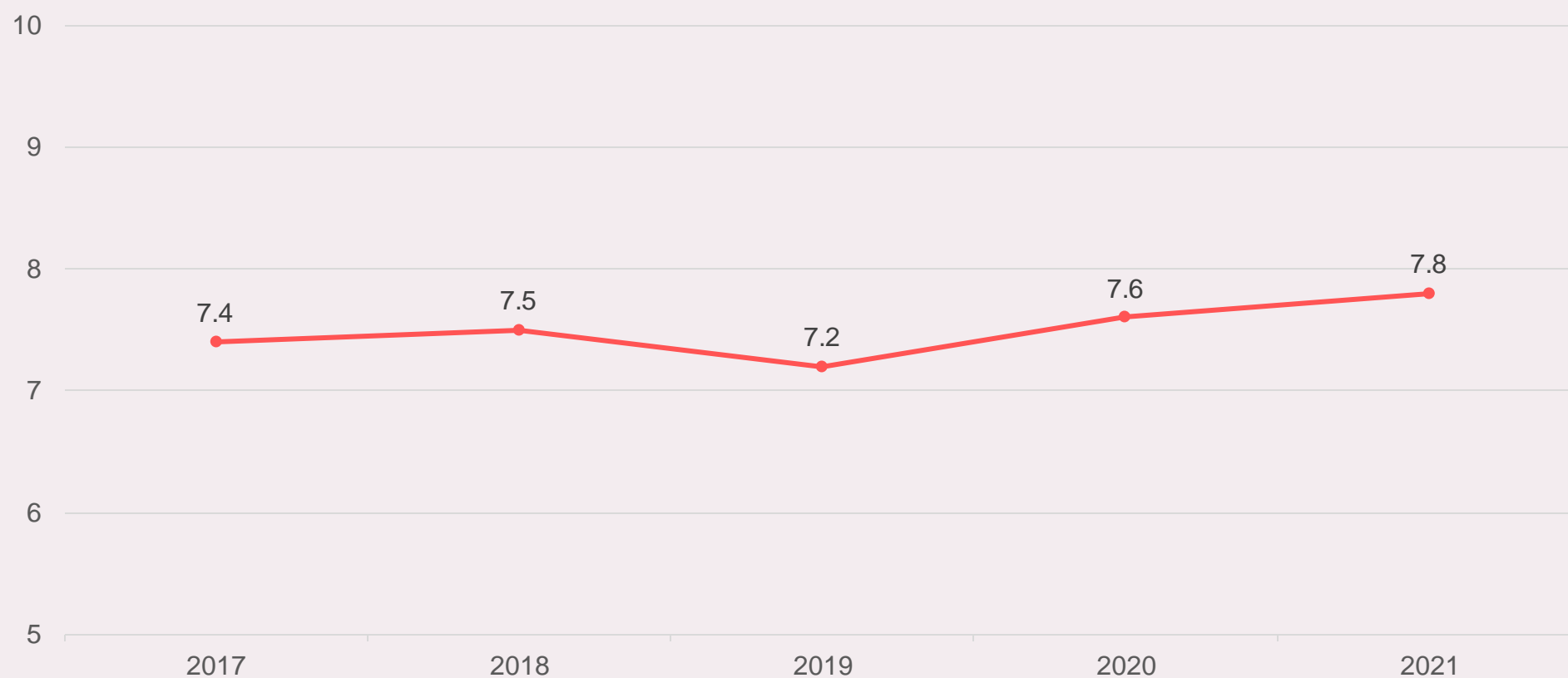




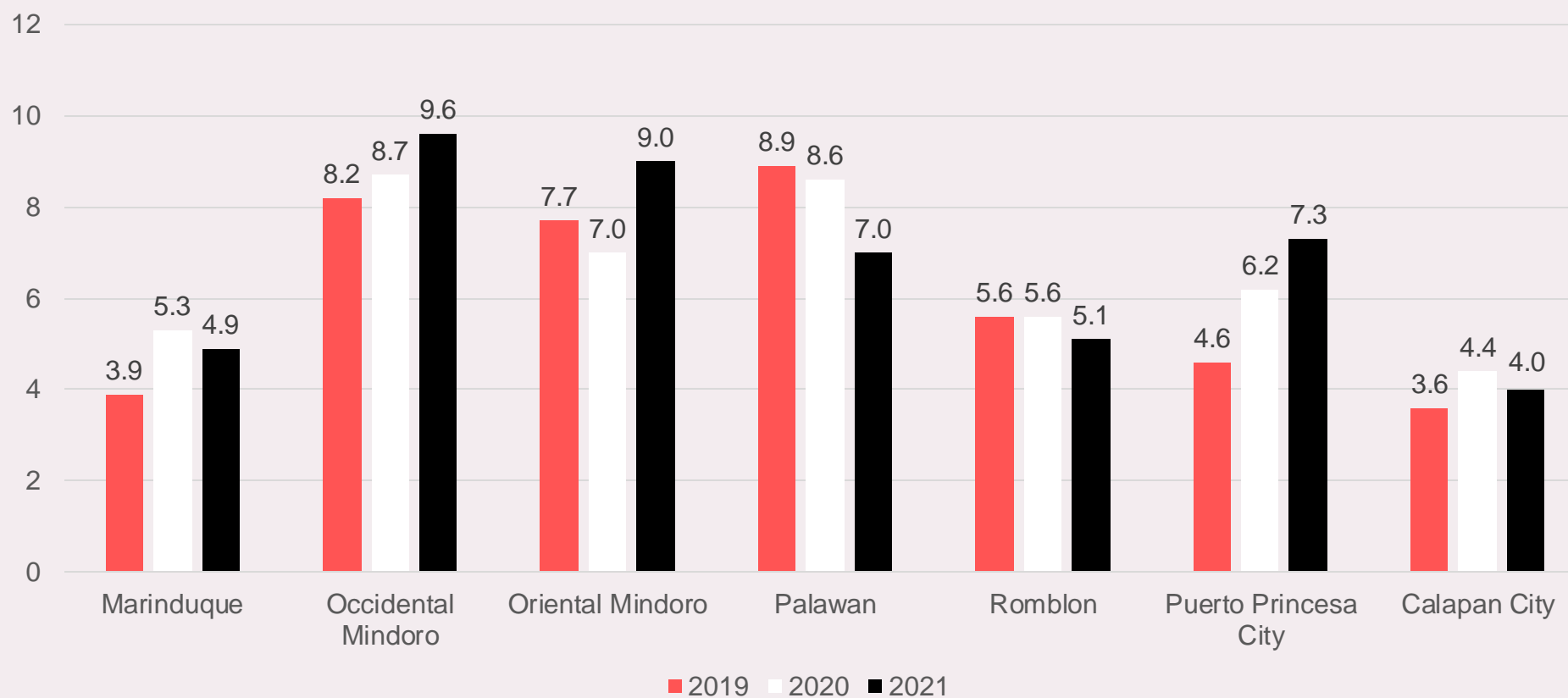
# Weight-for-Age among 0-23 months old children



## Prevalence Rate of Underweight and Severely Underweight among 0-59 months old children (2017-2021)



## Prevalence Rate of Underweight and Severely Underweight among 0-59 months old children (2019-2021) by Province/City

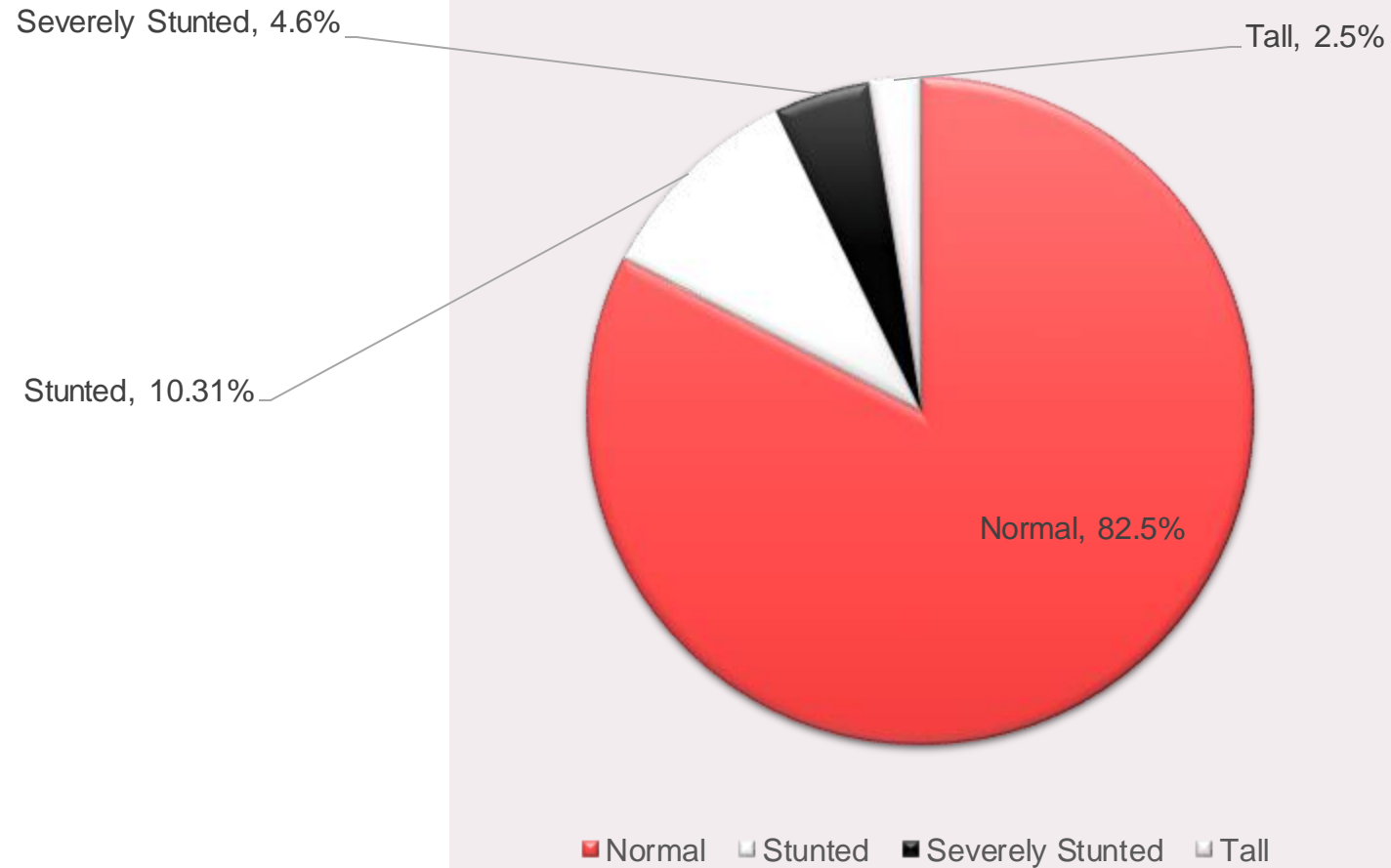




# Height-for-Age



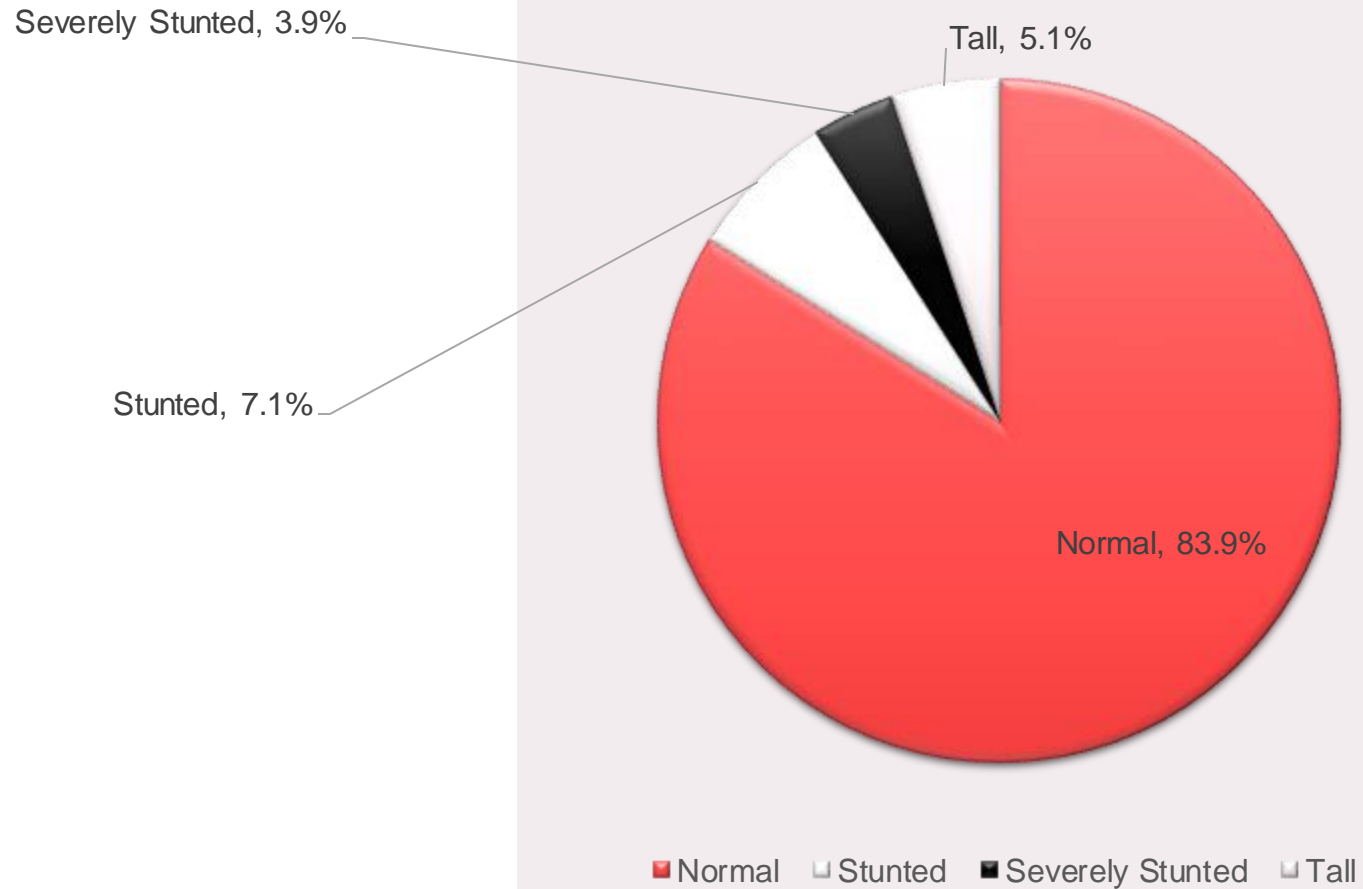
# Height-for-Age among 0-59 months old children



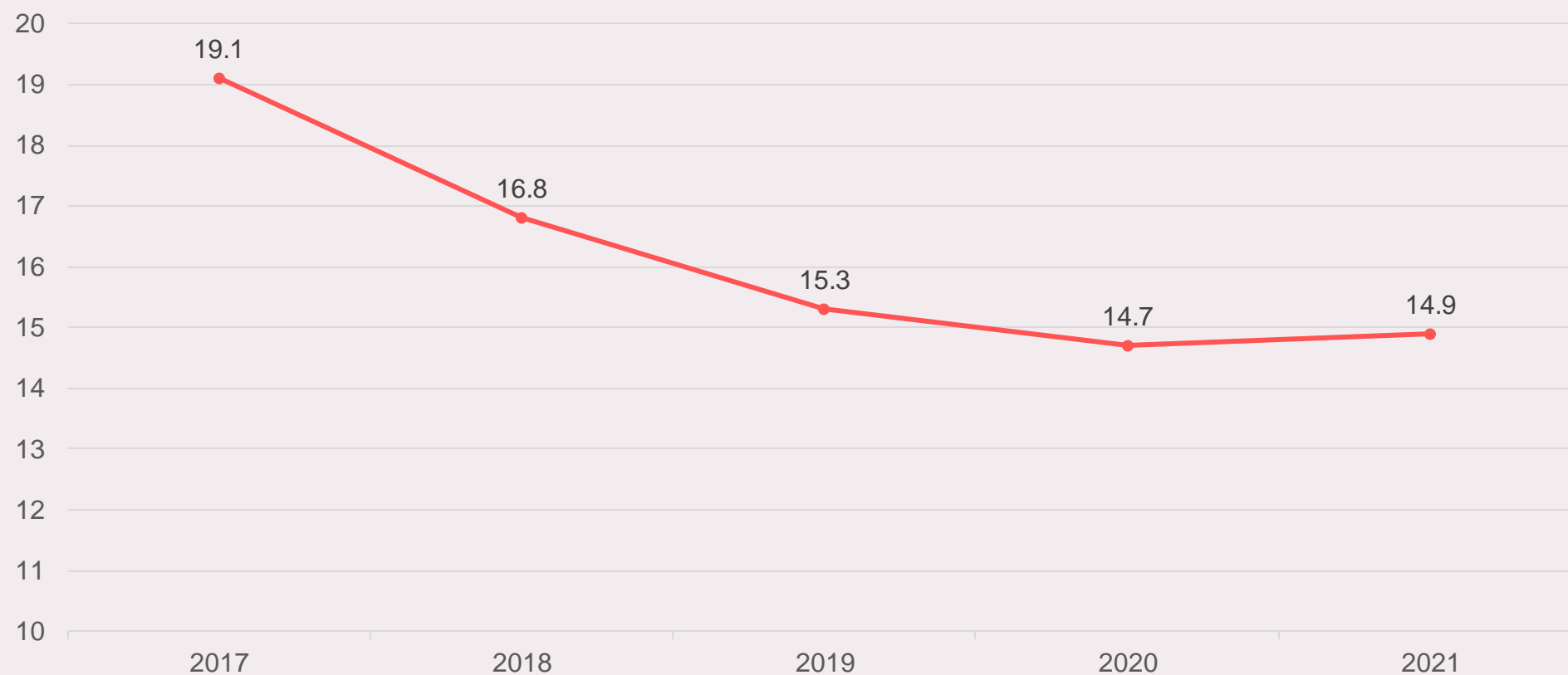




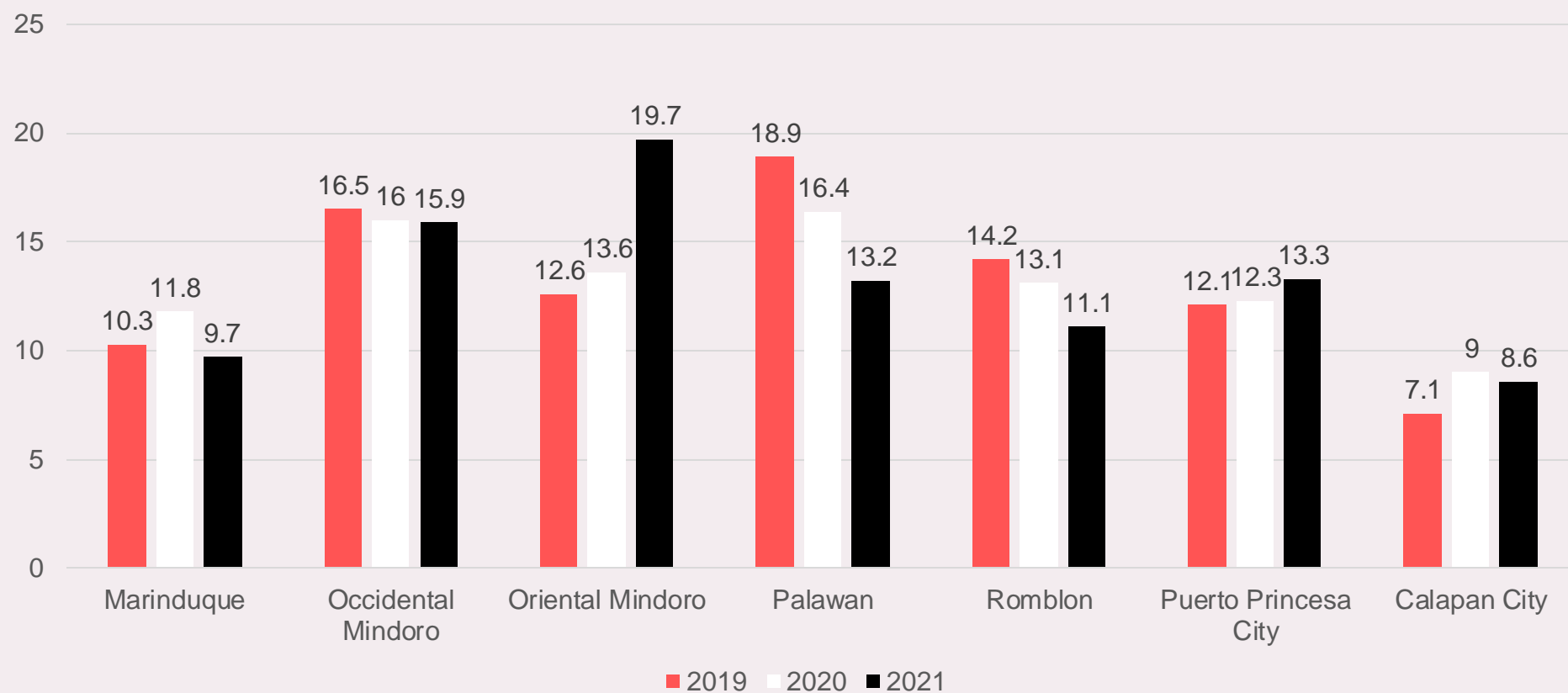
# Height-for-Age among 0-23 months old children



## Prevalence Rate of Stunting and Severe Stunting among 0-59 months old children (2017-2021) by Province/City



## Prevalence Rate of Stunting and Severe Stunting among 0-59 months old children (2019-2021) by Province/City

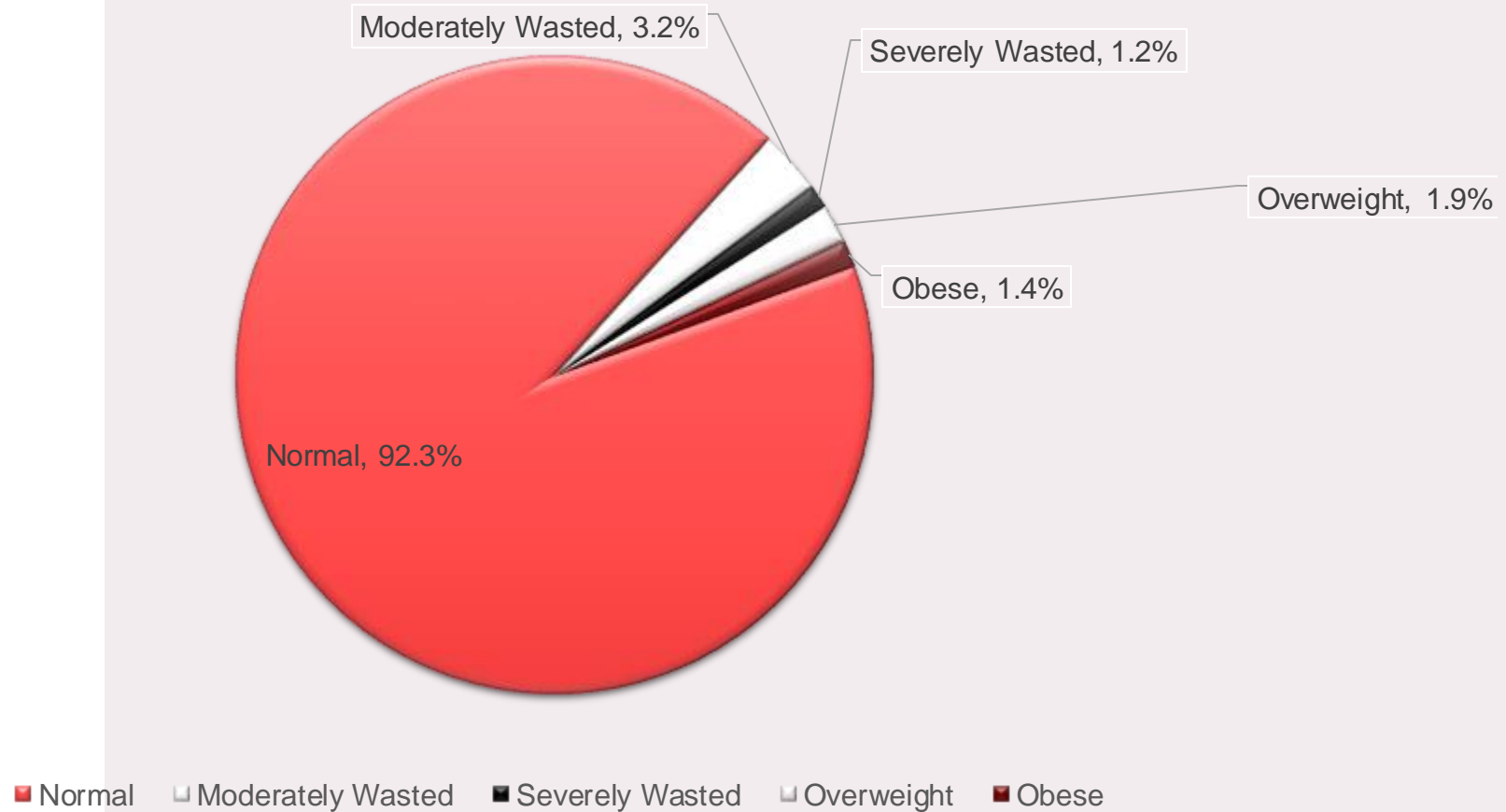




# Weight-for-Height

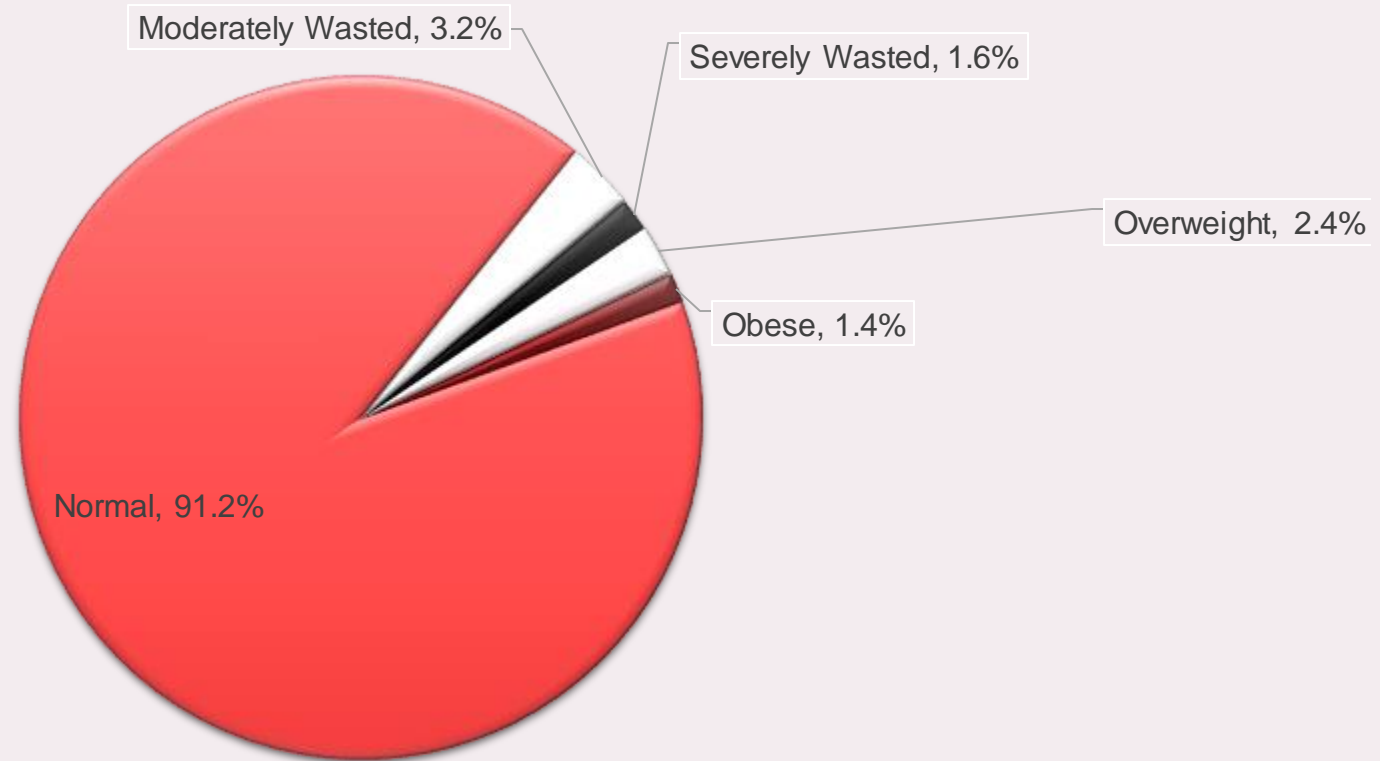


# Weight-for-Height among 0-59 months old children



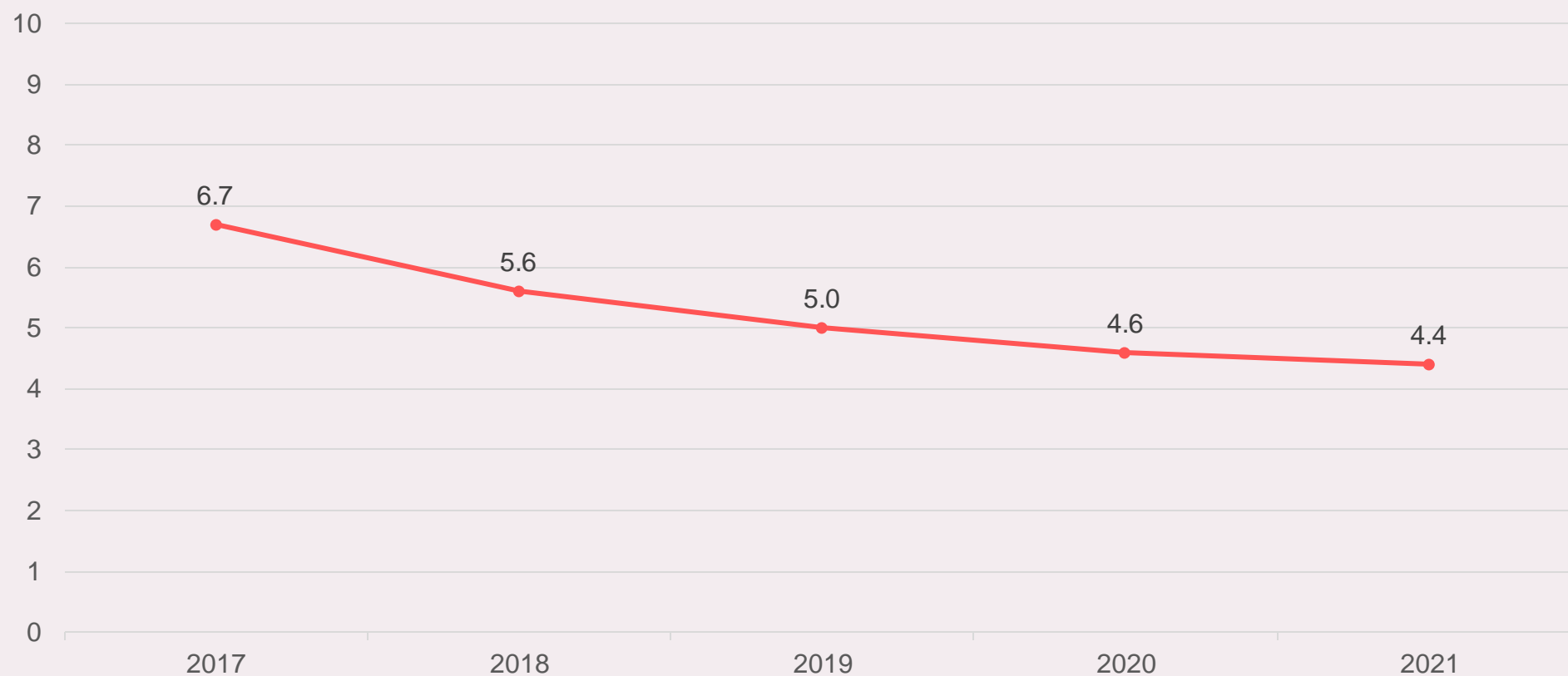


# Weight-for-Height among 0-23 months old children

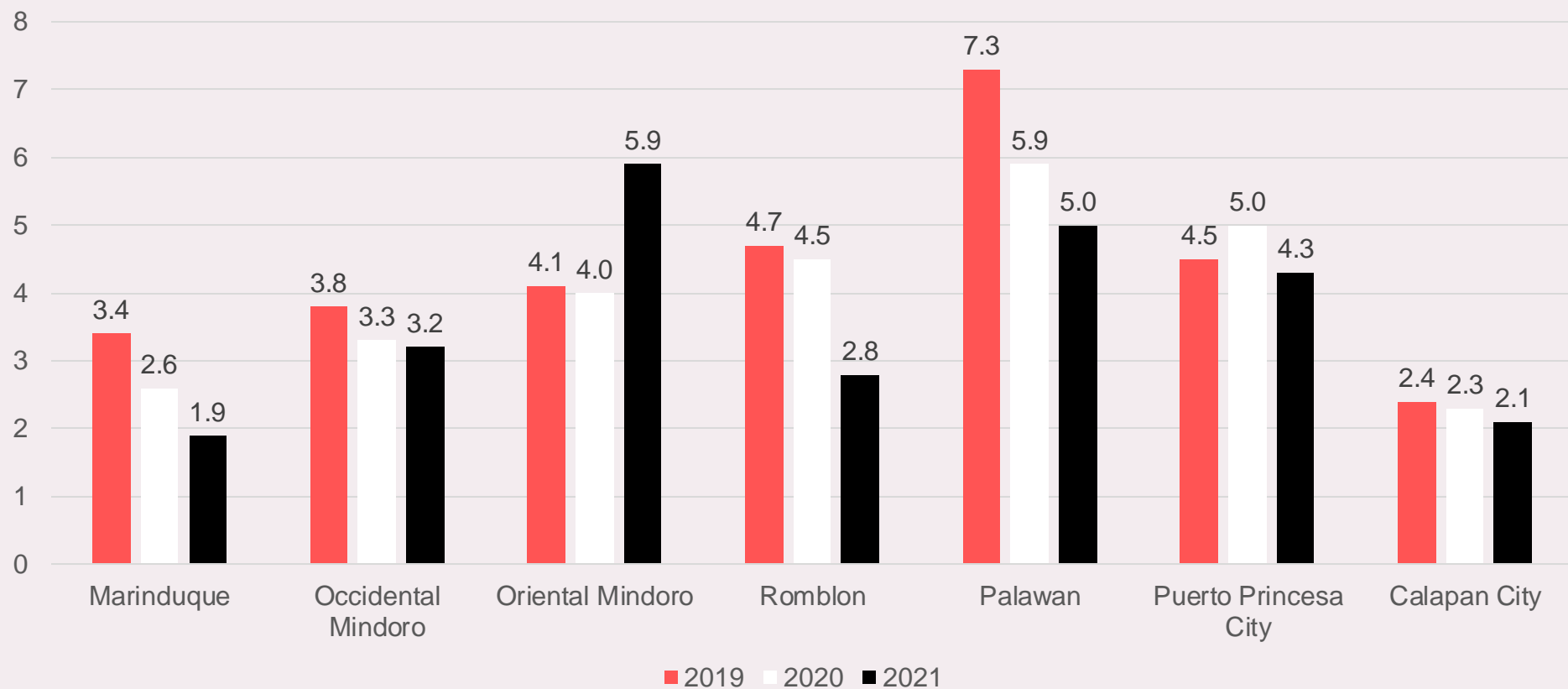


■ Normal ■ Moderately Wasted ■ Severely Wasted ■ Overweight ■ Obese

## Prevalence Rate of Wasting and Severe Wasting among 0-59 months old children (2017-2021)

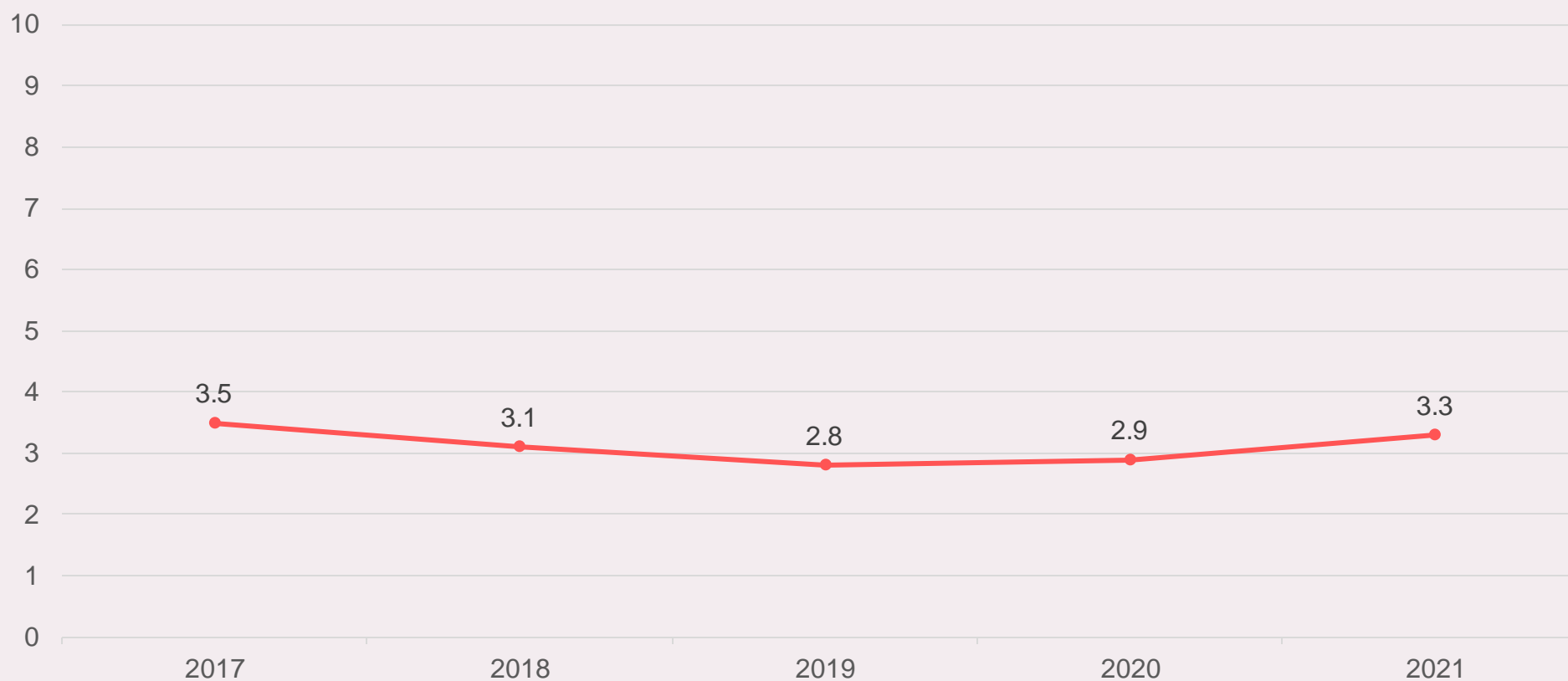


## Prevalence Rate of Wasting and Severe Wasting among 0-59 months old children (2019-2021) by Province/City

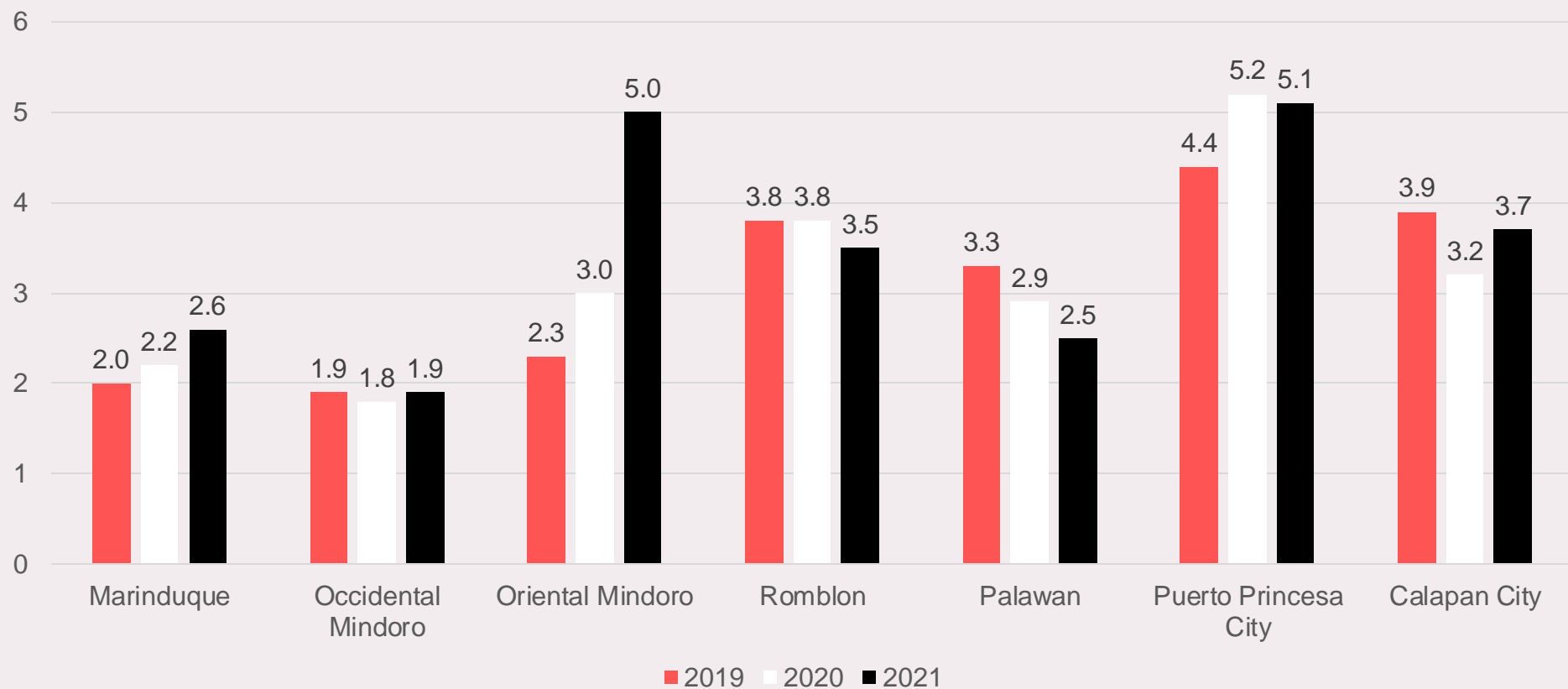




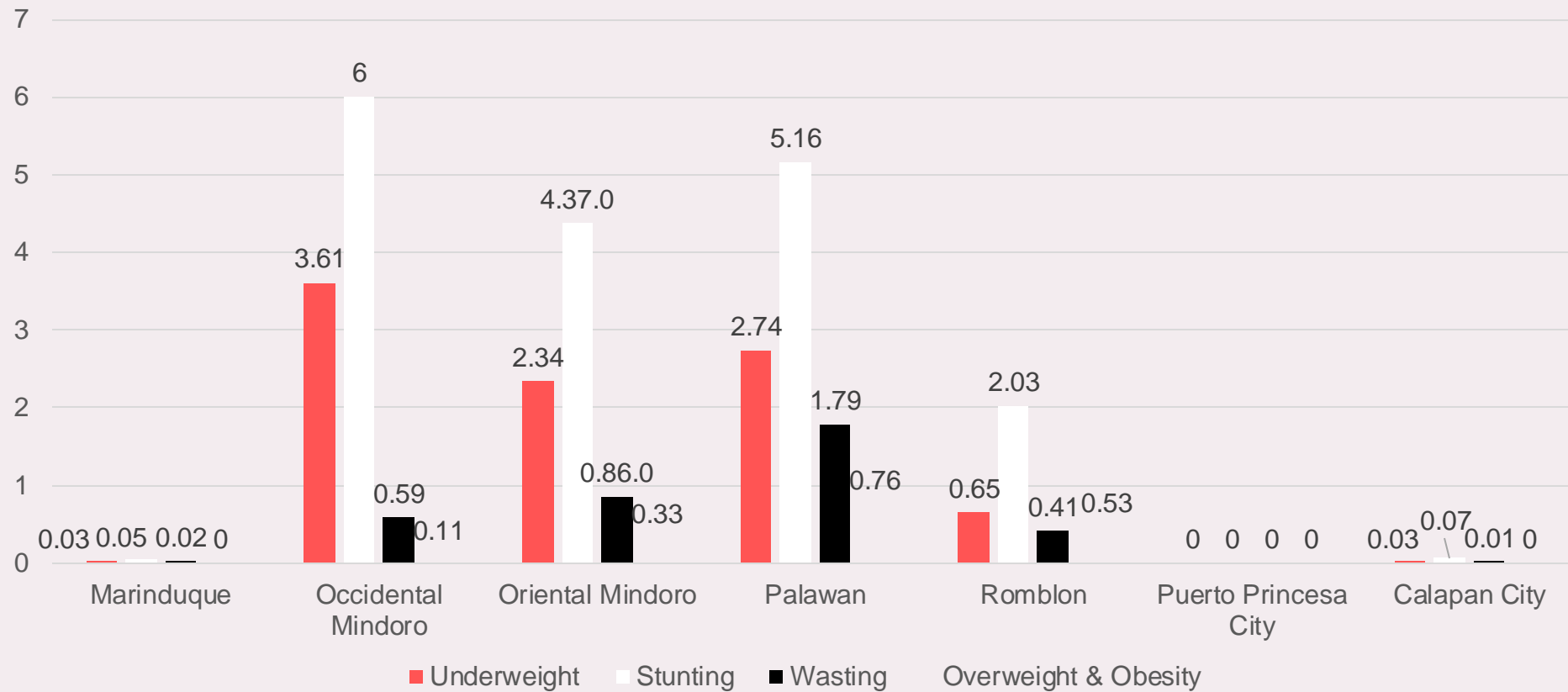
## Prevalence Rate of Overweight and Obesity among 0-59 months old children (2017-2021)



## Prevalence Rate of Overweight and Obesity among 0-59 months old children (2019-2021) by Province/City



## Prevalence Malnutrition Among IPs by Province/City



## LGUs with no submission

- 1. Mansalay, Oriental Mindoro**
- 2. San Jose, Romblon**





# Thank **you!**



*6<sup>th</sup> Floor, Avire Tower, P. Tuazon cor. Lakandula St., Project 4,  
Quezon City*

*(02) 8252 0069*

*nncmimaropa@gmail.com*

*<http://fb.com/NNCMiMaRoPaRegion>*

*<http://bit.ly/nncmimaropa>*



# WORKSHOP 2

**Jhanna Camela C. Torres**  
Nutrition Officer I



# WORKSHOP 2

Identification of Facilitating and Deterring Factors/Actions To Be Taken for 2022 and Specific Technical Assistance Needed from NNC

Name of LGU: \_\_\_\_\_

Indicators	Facilitating Factors	Deterring Factors	Actions To Be Taken for 2022	Technical Assistance from NNC RO
2.				
3.				
4.				
5.				

<b>Indicators</b>	<b>Facilitating factors</b>	<b>Deterring Factors</b>	<b>Actions to be taken</b>	<b>Assistance Needed from NNC RO</b>
Poor NAP submission (2 out of 11 municipalities)	LNP training attended by all municipalities last November 8-12 2019	NAP was submitted only to DILG not to PNAO office	Follow-up NAP to MNAO for a copy to PNAO office	None
Low coverage of submitted PPAN Quarterly Reports	MAR to follow the new forms	Confusion on the use of old vs. new forms	Use new PPAN forms for quarterly reports	PNAO, DNPC, MNAO
No LGU budget for production of Garantisadong Masustansiya	Budget inclusion for 2020	No budget allocation for production of GM powder	Use RUSF and RUTF for SAM, MAM, pregnant and lactating	DOH for food commodities





# PLANS FOR 2022

Before filling-up the matrix provided, identify the objectives you want to achieve in the next six months in relation to the results of the PIR. Then, formulate activities to achieve these objectives.

Column 1 (Activity)	-refers to the task or work to be done
Column (Objectives)	-pertains to goals you want to achieve in relation to the results of the activities
<i>Column 3 (Time Frame)</i>	<i>-pertains to the time period set for completion of activities</i>
Column 4 (Venue)	-corresponds to the place of conduct of the identified activity
Column 5 (Resources Needed)	-gives the assistance that can be readily drawn upon when needed



# PLANS FOR 2022

Name of LGU: \_\_\_\_\_

<b>Activity (1)</b>	<b>Objectives (2)</b>	<b>Time Frame (3)</b>	<b>Venue (4)</b>	<b>Resources Needed (5)</b>

<b>Activity</b>	<b>Objectives</b>	<b>Time Frame</b>	<b>Venue</b>	<b>Resources Needed</b>
ECCD – F1K expansion	To cover the remaining 40% barangays	February to August	Province Wide	LCPC fund
Production of GM Powder	To resume production of GM Powder	January to December	OMPH Compound	LCPC fund
Roll out of NiE – IM and Maternal Nutrition (MN) – IYCF	To train or orient health workers on NiE – IM and MN – IYCF	March 2019 to July	San Jose or Mamburao	PDRRM fund
PIR – Nutrition	To conduct PIR – Nutrition	October 2019	San Jose	LCPC
Conduct MELLPI – PRO	To evaluate MNAO/MNC and BNS/BNC	February to March	Province Wide	LCPC



# **PRESENTATION OF OUTPUTS**

**7 January 2022**



**ATTENDANCE LINK**

<https://bit.ly/PPANPIR2021>





**ATTENDANCE LINK: <https://bit.ly/PPANPIR2021>**

**Thank you!**



*6<sup>th</sup> Floor, Avire Tower, P. Tuazon cor. Lakandula St., Project 4,  
Quezon City*

*(02) 8252 0069*

*[nncmimaropa@gmail.com](mailto:nncmimaropa@gmail.com)*

*<http://fb.com/NNCMiMaRoPaRegion>*

*<http://bit.ly/nncmimaropa>*