



Republic of the Philippines  
**REGIONAL DEVELOPMENT COUNCIL**  
MIMAROPA Region

## Regional Project Monitoring and Evaluation System First Quarter CY 2021 Report

Prepared by the  
**NATIONAL AND ECONOMIC DEVELOPMENT AUTHORITY**  
MIMAROPA Region

## Table of Contents

<b>I. Introduction.....</b>	<b>1</b>
<b>II. Project Monitoring .....</b>	<b>2</b>
<b>A. Status of Priority Projects in MIMAROPA Region .....</b>	<b>2</b>
1. Philippine Rural Development Project.....	2
2. ELCAC PAPs Implementation .....	4
3. RRP PAPs Implementation.....	4
4. BP2 Implementation.....	4
<b>B. Status of Programs, Projects and Activities (PAPs) .....</b>	<b>5</b>
1. Department of Public Works and Highways (DPWH) MIMAROPA .....	5
2. Department of Transportation (DOTr) .....	5
3. National Power Corporation (NPC) .....	5
4. Local Water Utilities Administration (LWUA).....	6
5. National Irrigation Administration (NIA) MIMAROPA .....	6
6. Department of Agriculture (DA) MIMAROPA.....	7
7. Department of Science and Technology (DOST) MIMAROPA .....	8
8. Department of Health (DOH) MIMAROPA.....	9
9. Department of Labor and Employment (DOLE) MIMAROPA .....	9
10. Department of Social Welfare and Development (DSWD) MIMAROPA .....	9
11. Population Commission (POPCOM) .....	10
12. Marinduque State College (MSC) .....	10
13. Palawan State University .....	10
14. Provincial Government of Palawan .....	11
15. City Government of Calapan.....	12
<b>III. RPMC Meeting .....</b>	<b>12</b>
<b>IV. ProyekTanglaw (eRPMES).....</b>	<b>14</b>

## List of Tables

<i>Table 1. Status of PRDP – I-BUILD in MIMAROPA .....</i>	<i>2</i>
<i>Table 2. Status of PRDP-IREAP in MIMAROPA .....</i>	<i>3</i>
<i>Table 3. Status of MSC implemented RRP projects .....</i>	<i>4</i>

## List of Figures

<i>Figure 1. Number of Projects Monitored, by category .....</i>	<i>1</i>
<i>Figure 2. Cost of DPWH Projects by status of implementation, in millions.....</i>	<i>5</i>
<i>Figure 3. Cost of NPC projects by status of implementation, in millions .....</i>	<i>6</i>

<i>Figure 4. Cost of NIA Projects by status of implementation, in millions .....</i>	<i>7</i>
<i>Figure 5. Cost of DA Projects by status of implementation, in millions .....</i>	<i>8</i>
<i>Figure 6. Cost of DOST Projects by status of implementation, in millions .....</i>	<i>8</i>
<i>Figure 7. Cost of DOH projects by status of implementation, in millions .....</i>	<i>9</i>
<i>Figure 8. Cost of MSC Projects by status of implementation, in million .....</i>	<i>10</i>
<i>Figure 9. Cost of PSU projects by status of implementation, in millions .....</i>	<i>11</i>
<i>Figure 10. Cost of PG Palawan projects by status of implementation, in millions .....</i>	<i>11</i>
<i>Figure 11. RPMC Meeting via Zoom on February 26, 2021. ....</i>	<i>13</i>

## I. Introduction

The first quarter Regional Project Monitoring and Evaluation System (RPMES) report presents the status of implementation of 291 projects in the region. The project implementation updates were submitted to NEDA MIMAROPA as the Regional Project Monitoring Committee (RPMC) secretariat by the following government agencies: Department of Agriculture (DA) MIMAROPA, Department of Health - Center for Health Development (DOH-CHD), Department of Labor and Employment (DOLE), Department of Science and Technology (DOST) MIMAROPA, Department of Transportation (DOTr), Department of Public Works and Highways (DPWH) MIMAROPA, Department of Social Welfare and Development (DSWD) MIMAROPA, Local Water Utilities Administration (LWUA), National Irrigation Administration (NIA) MIMAROPA, National Power Corporation (NPC), Population Commission (POPCOM) MIMAROPA, Provincial Government of Palawan, City Government of Calapan, Marinduque State College (MSC), and Palawan State University (PSU).

Of the reported 291 projects, 102 projects (35.05 percent) encountered problems in implementation. These were as follows: DOH-CHD – four projects, DOST - one project, DOTr – four projects, DPWH – 62 projects, DSWD – nine projects, LWUA – one project, NIA - three projects, NPC – seven projects, POPCOM - three projects, Provincial Government of Palawan – one project, City Government of Calapan – two projects, and PSU – five projects.

A total of 114 projects or 39.18 percent were completed, 39 projects or 13.40 percent were on schedule, while 36 projects or 12.37 percent were ahead of schedule.

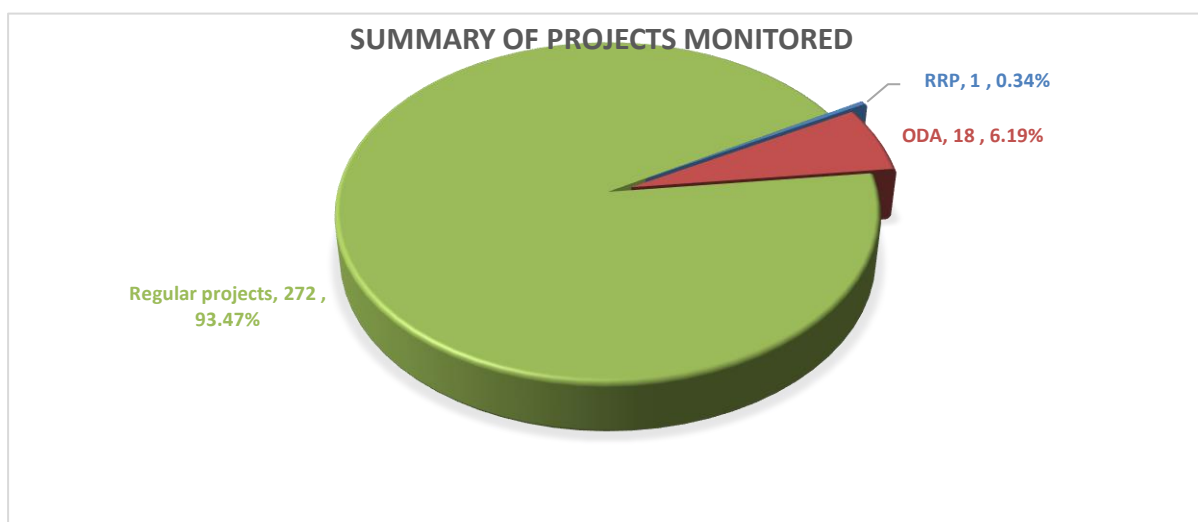


Figure 1. Number of Projects Monitored, by category  
Sources: Agency Reports

Of the reported 291 projects, 272 projects (93.47 percent) were regular projects, 18 projects (6.19 percent) were ODA projects, and one project (0.34 percent) was an RRP project (Figure 1).

There were no National Action Plan Against COVID-19 (NAP) projects, Balik Probinsya, Bagong Pag-asa (BP2) projects, and End Local Communist Armed Conflict (ELCAC) projects reported by implementing agencies for this first quarter of 2021.

This RPMES report also includes updates on the Regional Project Monitoring Committee (RPMC) meeting for the first quarter of CY 2021 that was held on February 26, 2021 via Zoom videoconference. The RPMC was unable to conduct its scheduled Field Monitoring Visit during the first quarter, due to the implementation of the Enhanced Community Quarantine in the entire Luzon.

## II. Project Monitoring

### A. Status of Priority Projects in MIMAROPA Region

Priority infrastructure projects contributed to the attainment of the regional development outcome of the majority of the population. These projects have high impact to social and economic growth of the region.

#### 1. Philippine Rural Development Project

The Philippine Rural Development Project (PRDP) is a six-year project designed to establish the government platform for a modern, climate-smart and market-oriented agri-fishery sector. PRDP partners with the local government units (LGUs) and the private sector in providing key infrastructure, facilities, technology, and information that will raise incomes, productivity, and competitiveness in the countryside.

##### *a) PRDP - Intensified Building up of Infrastructure and Logistics for Development (I-BUILD) Projects*

For the first quarter of CY 2021 the DA reported the implementation status of three PRDP I-BUILD subprojects amounting to ₱460.95 million. These subprojects aim to improve the links from production areas to markets to enhance the efficiency of transporting agricultural products.

Table 1 below shows the status of I-BUILD subprojects.

*Table 1. Status of PRDP – I-BUILD in MIMAROPA*

Project Title	Location	Project Cost				Remarks
		LP	GOP	LGU Equity	Total	
1. Upgrading/Concreting of Brgy. Poblacion Farm-To-Market Road	Magsaysay, Occidental Mindoro	76,504,421.89	9,563,052.74	9,563,052.74	95,630,527.37	92.85% physical progress as of March 31, 2021
2. Construction and Upgrading of Junction Salban-Culasian-Magsaysay	Dumaran	157,767,307.74	19,720,913.47	19,720,913.47	197,209,134.68	48.67% physical progress as of March 31, 2021

Project Title	Location	Project Cost				Remarks
		LP	GOP	LGU Equity	Total	
Farm-to-Market Road						
3. Construction of Brgy. Pato-o Proper- Sitio Aurora, Odiongan, Romblon Farm to Market Road with Two Bridges	Odiongan, Romblon	134,490,271.61	16,811,283.95	16,811,283.95	168,112,839.51	45.06% physical progress as of March 31, 2021

*Note: The sub-project under FS/DED preparation still needs approval of RPAB.*

*LP – Loan Proceeds; GOP – Government of the Philippines*

*Source: DA MIMAROPA*

**b) PRDP - Intensified Rural Agri-Fishery Enterprise and Productivity Enhancement (I-REAP)**

For the first quarter of CY 2021 the DA MIMAROPA reported the implementation status of eight PRDP I-REAP subprojects amounting to ₱30.82 million. These subprojects aim to engage broad sections of the sector in the production of marketable surplus through investments in strategic segments of the priority commodity value chains and strengthening collaboration between DA and the LGUs. Table 2 below shows the status of I-REAP subprojects.

*Table 2. Status of PRDP-IREAP in MIMAROPA*

Project Title	Location	Subproject Cost					Remarks
		LP	GEF	GOP	LGU Equity	Total	
1. Oriental Mindoro Calamansi Processing and Marketing	Pola	6,467,475.31	0	2,155,825.10	2,155,825.10	10,779,125.51	100% Completed (physical & financial) as of March 31, 2021
2. Arrowroot Production and Processing	Gasán	3,972,975.28	0	1,324,325.09	1,324,325.09	6,621,625.46	77.93% physical progress as of March 31, 2021
3. Turmeric and Ginger Processing	Pola	571,032.00	0	190,344.00	190,344.00	951,720.00	83.22% physical progress as of March 31, 2021
4. Malbog Arrowroot Production and Processing	Buenavista	583,200.00	0	194,400.00	194,400.00	972,000.00	100% Completed, undergoing liquidation of 2nd tranche as of March 31, 2021
5. Veggie Canton Noodles and Veggie Snacks Production and Marketing	Pinamalayan	426,295.20	0	142,098.40	142,098.40	710,492.00	86.77% physical progress as of March 31, 2021
6. Seaweeds Production and Marketing	Puerto Princesa City	7,673,896.63	0	2,557,965.54	2,557,965.54	12,789,827.71	Completed deliveries and 100% disbursed as of March 31, 2021
7. Improvement of Community Factory for Nipa	Calapan City	600,000.00	0	200,000.00	200,000.00	1,000,000.00	100% completed, undergoing liquidation of 2nd

Project Title	Location	Subproject Cost					Remarks
		LP	GEF	GOP	LGU Equity	Total	
Vinegar and Nipa Sugar Production							tranche as of March 31, 2021
8. Oriental Mindoro Nata de Coco Production and Marketing	Naujan	600,000.00	0	200,000.00	200,000.00	1,000,000.00	49.75% physical progress as of March 31, 2021

Note: LP – Loan Proceeds; GOP – Government of the Philippines; GEF – Global Environment Fund

Source: DA MIMAROPA

## 2. ELCAC PAPs Implementation

To attain sustainable peace and development amid the coronavirus disease (COVID)-19 pandemic, the Regional Task Force to End Local Communist Armed Conflict (RTF-ELCAC) continues to monitor the implementation of approved projects under 2021 GAA.

There is no reported ELCAC PAPs implemented for the first Quarter of 2021.

## 3. RRP PAPs Implementation

To ensure full recovery and rehabilitation of calamity-stricken areas, the implementation of RRP projects were monitored.

### a) Marinduque State College (MSC)

As of March 31, 2020, MSC reported implementing one RRP project amounting to ₱4.07 million (Table 3).

Table 3. Status of MSC implemented RRP projects

Project Name	Location	Cost (in ₱M)	RRP	Status
1. MSC Banuyo Campus, Gasan, Various Repair of Campus Facilities, (Typhoon Damaged)	Brgy. Banuyo, Gasan, Marinduque	4.07	Not specified	10% physical progress as of March 31, 2021

Source: MSC

## 4. BP2 Implementation

The Balik Probinsya, Bagong Pag-asa (BP2) program is institutionalized to ensure balanced regional development and equitable distribution of wealth, resources, and opportunities through policies and programs that boost countryside development and inclusive growth, provide adequate social services, and promote full employment, industrialization, and an improved quality of life in rural areas.

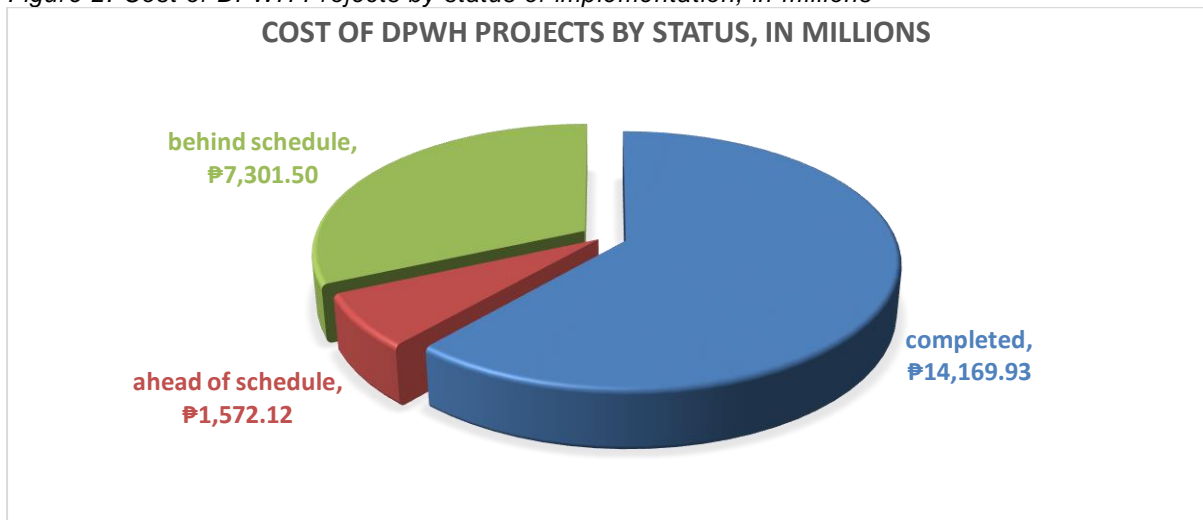
There is no reported BP2 projects implemented for the first Quarter of 2021.

## B. Status of Programs, Projects and Activities (PAPs)

### 1. Department of Public Works and Highways (DPWH) MIMAROPA

As of March 31, 2021, DPWH MIMAROPA reported implementing 166 projects funded under GAA 2016-2020 amounting to ₱23,043.55 million (Figure 2). A total of 92 projects amounting to ₱14,169.93 million were already completed, 62 projects amounting to ₱7,301.50 million encountered delays in implementation, and 12 projects amounting to ₱1,572.12 million were ahead of schedule.

Figure 2. Cost of DPWH Projects by status of implementation, in millions



Source: DPWH MIMAROPA

The project details were in the attached RPMES output forms 5 and 6 for reference.

### 2. Department of Transportation (DOTr)

The DOTr reported implementing four projects amounting to ₱162.01 million. As of March 31, 2021, the project has a physical accomplishment of 52.90 percent with a slippage of negative 32.44 percent.

The project details were in the attached RPMES output forms 5 and 6 for reference.

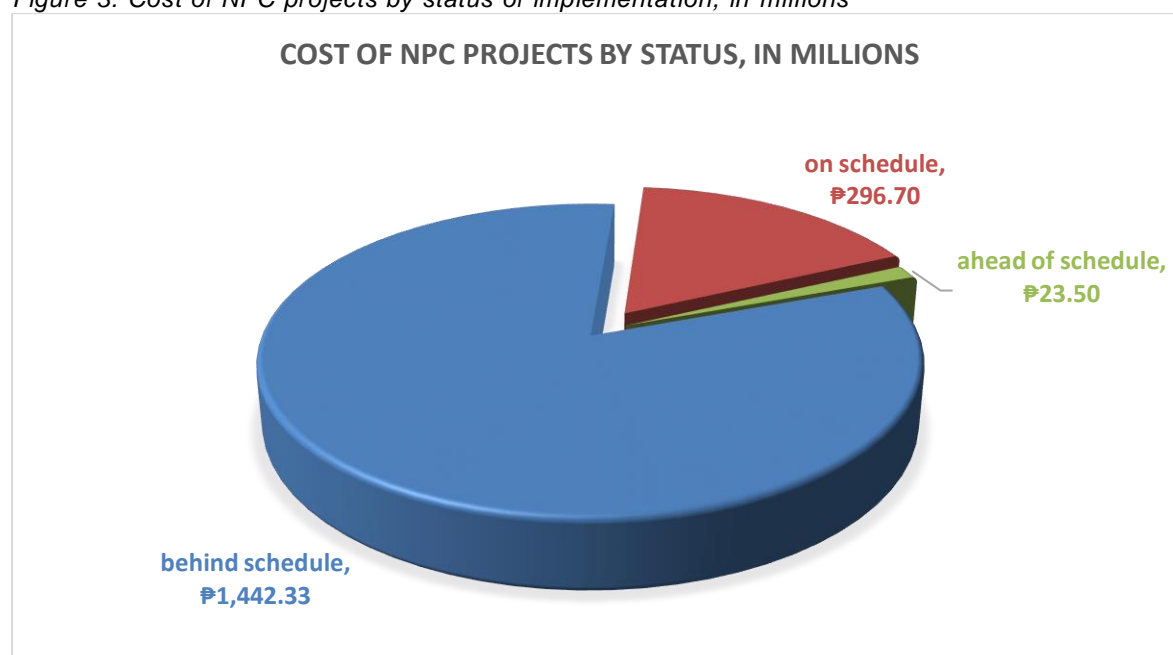
### 3. National Power Corporation (NPC)

NPC reported ten projects amounting to ₱1,762.53 million for the first quarter of 2021. The average physical accomplishment of NPC projects was 68.24 percent with an average slippage of negative 11.58 percent (Figure 3).

Of the ten reported projects, seven projects amounting to

₱1,442.33 million were behind schedule. Two projects amounting to ₱296.70 million were on schedule, while one project amounting to ₱23.50 million was ahead of schedule.

Figure 3. Cost of NPC projects by status of implementation, in millions



Source: National Power Corporation

The project details were in the attached RPMES output forms 5 and 6 for reference.

#### 4. Local Water Utilities Administration (LWUA)

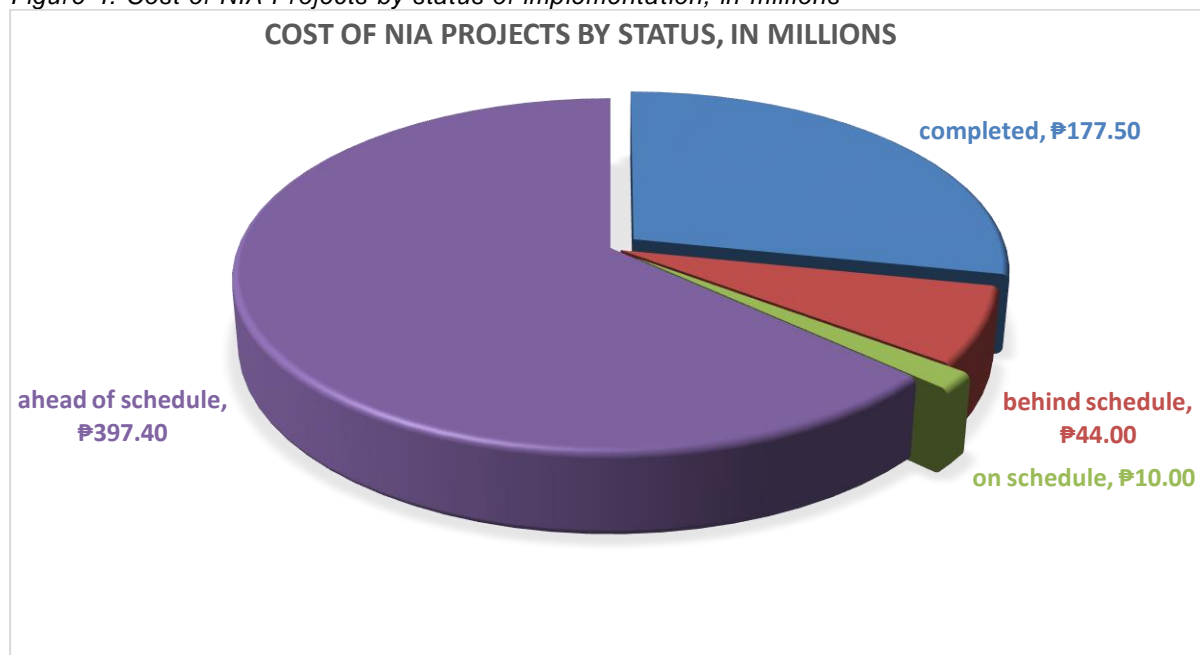
The LWUA submitted status report on the improvement and expansion of existing water supply system of Sablayan (Occidental Mindoro) Water District. Allocated budget for the projects was recorded at ₱5.92 million. As of March 31, 2021, the project has a physical accomplishment of five percent with a slippage of negative 13.66 percent.

The project details were in the attached RPMES output forms 5 and 6 for reference.

#### 5. National Irrigation Administration (NIA) MIMAROPA

As of March 31, 2021, NIA MIMAROPA reported implementing 24 projects amounting to ₱628.54 million. A total of 11 projects amounting to ₱177.50 million were already completed, three projects amounting to ₱44.00 million encountered delays in implementation, one project amounting to ₱10.00 million on schedule, and nine projects amounting to ₱397.04 million were ahead of schedule (Figure 4).

Figure 4. Cost of NIA Projects by status of implementation, in millions



Source: NIA MIMAROPA

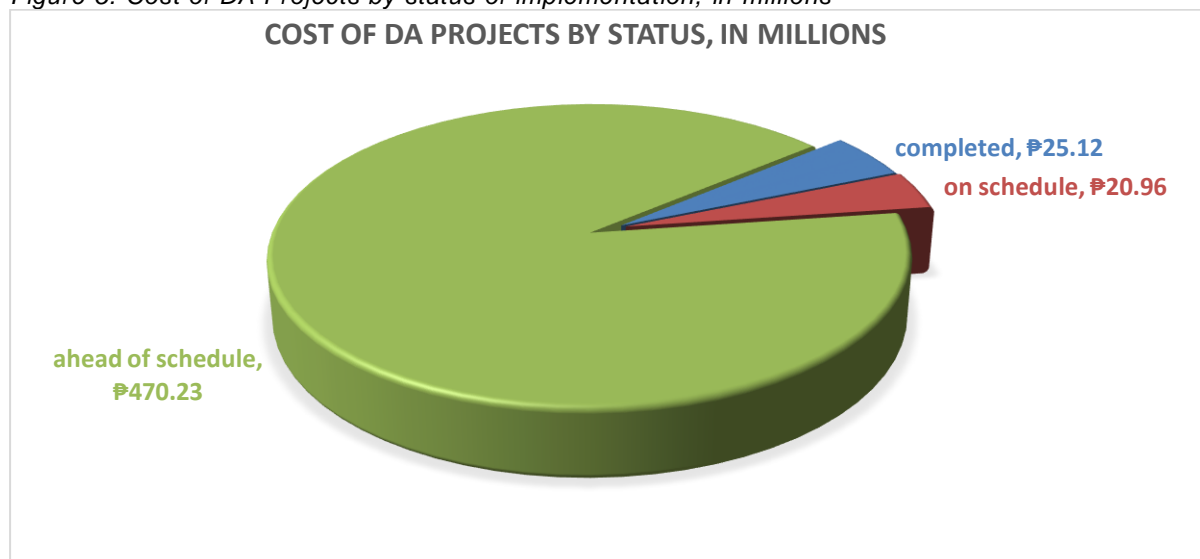
The project details were in the attached RPMES output forms 5 and 6 for reference.

## 6. Department of Agriculture (DA) MIMAROPA

The Department of Agriculture submitted the status reports on 15 projects amounting to ₱516.31 million. A total of five projects amounting to ₱25.12 million were already completed, three projects amounting to ₱20.96 million were on schedule, and seven projects amounting to ₱470.23 million were ahead of schedule (Figure 5).

Included in the report were 11 PRDP sub-projects amounting to ₱491.77 million. Details of the PRDP sub-projects were discussed in the section on Status of Priority Projects in MIMAROPA.

Figure 5. Cost of DA Projects by status of implementation, in millions



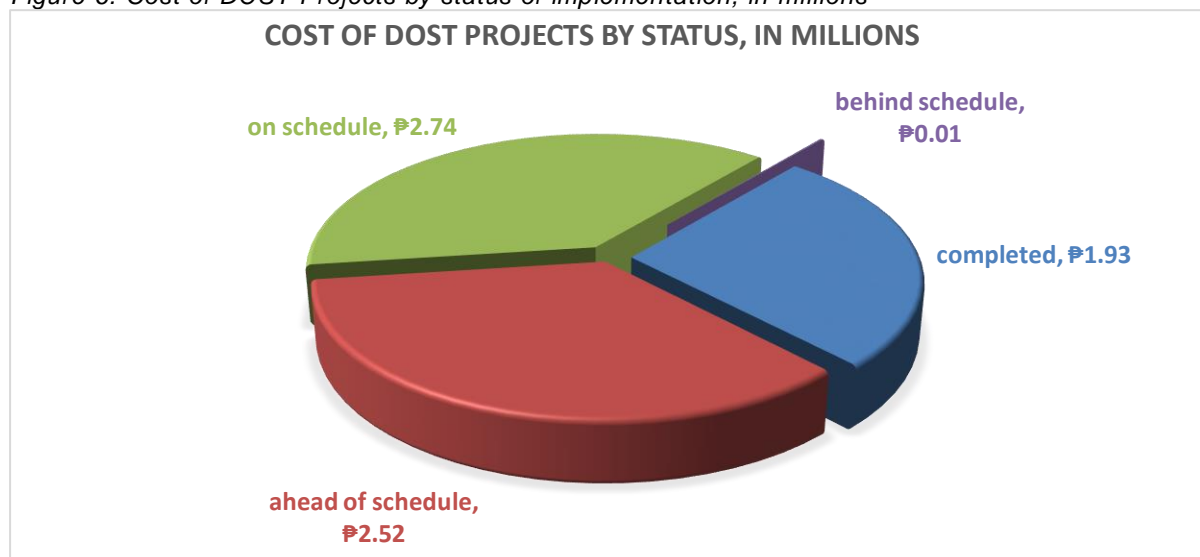
Source: DA MIMAROPA

The project details were in the attached RPMES output forms 5 and 6 for reference.

## 7. Department of Science and Technology (DOST) MIMAROPA

DOST submitted the status report on nine projects amounting to ₱7.20 million. Two projects amounting to ₱1.93 million were already completed, one project amounting to ₱0.01 million encountered delays in implementation, five projects amounting to ₱2.74 million were on schedule, and one project amounting to ₱2.52 million was ahead of schedule (Figure 6).

Figure 6. Cost of DOST Projects by status of implementation, in millions



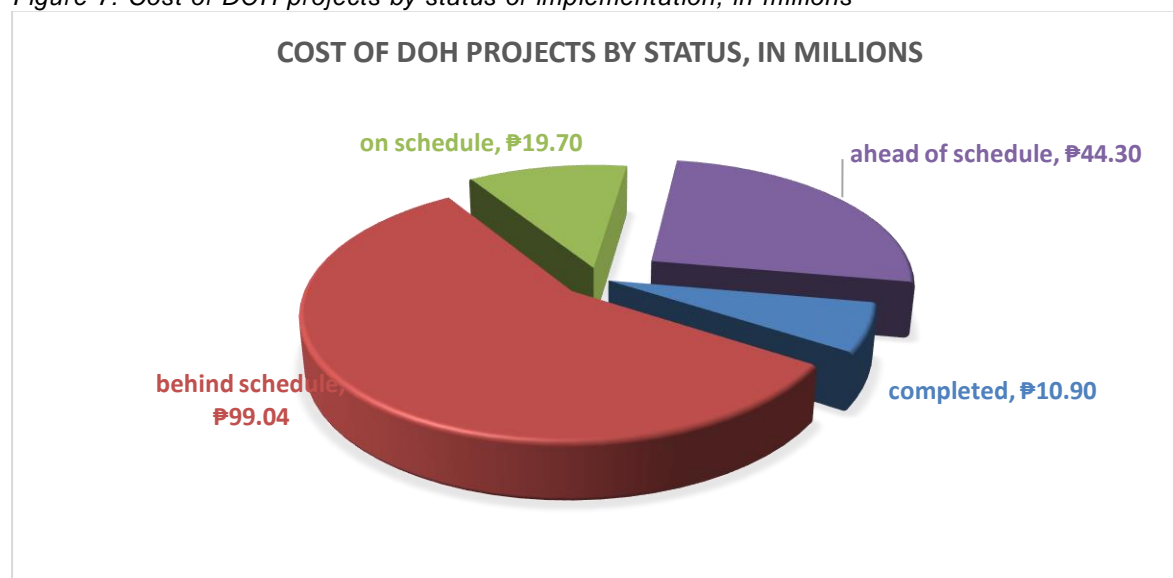
Source: DOSTMIMAROPA

The project details were in the attached RPMES output forms 5 and 6 for reference.

## 8. Department of Health (DOH) MIMAROPA

DOH MIMAROPA reported 11 projects amounting to ₱173.94 million for the first quarter of 2021. The average physical accomplishment of DOH projects was 67.51 percent with an average slippage of negative 10.31 percent.

Figure 7. Cost of DOH projects by status of implementation, in millions



Source: Department of Health MIMAROPA

Of the 11 reported projects, one project amounting to ₱10.90 million was completed, four projects amounting to ₱99.04 million were behind schedule, two projects amounting to ₱19.70 million were on schedule, while four projects amounting to ₱44.30 million were ahead of schedule (Figure 7).

The project details were in the attached RPMES output forms 5 and 6 for reference.

## 9. Department of Labor and Employment (DOLE) MIMAROPA

DOLE MIMAROPA reported eight projects amounting to ₱203.94 million for the first quarter of 2021. The average physical accomplishment of DOH projects was 9.06 percent with no slippage.

## 10. Department of Social Welfare and Development (DSWD) MIMAROPA

DSWD MIMAROPA reported 12 projects amounting to ₱6,593.51 million for the first quarter of 2021. The average physical accomplishment of DSWD projects was 78.64 percent with an average slippage of negative 21.35 percent.

The project details were in the attached RPMES output forms 5 and 6 for reference.

## 11. Population Commission (POPCOM)

PopCom submitted status report of three projects amounting to ₱1.05 million. The average physical accomplishment of POPCOM projects was 84.09 percent with an average slippage of negative 15.91 percent.

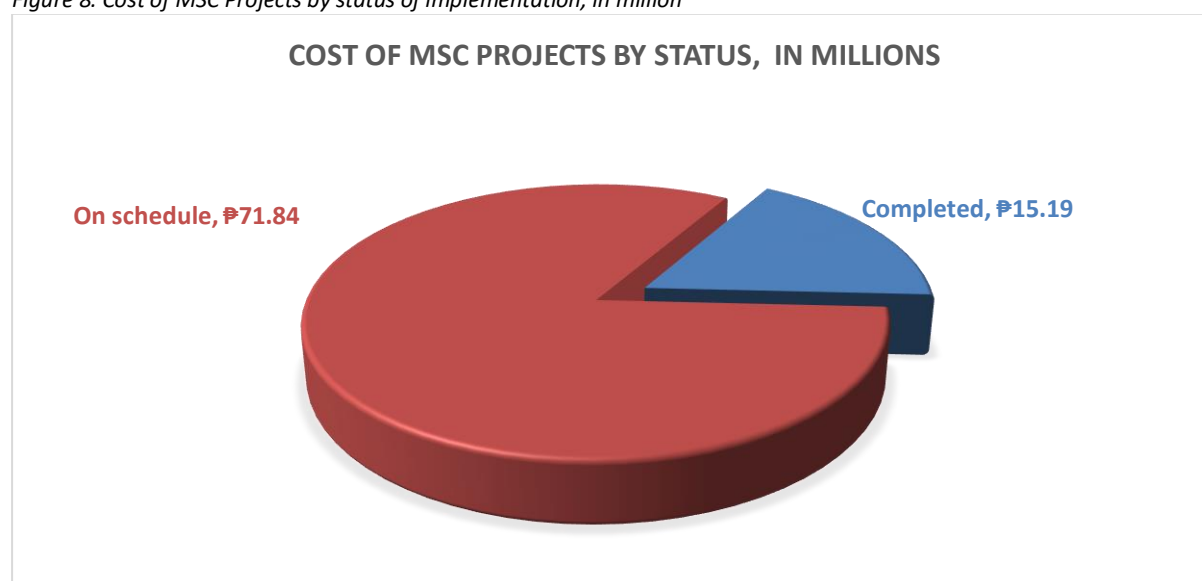
The project details were in the attached RPMES output forms 5 and 6 for reference.

## 12. Marinduque State College (MSC)

MSC submitted status reports on eight projects amounting to ₱87.03 million. The average physical accomplishment of MSC projects was 44.01 percent (Figure 8).

Out of the eight projects, two projects amounting to ₱15.19 million were completed, while six projects amounting to ₱71.84 million were on schedule.

Figure 8. Cost of MSC Projects by status of implementation, in million



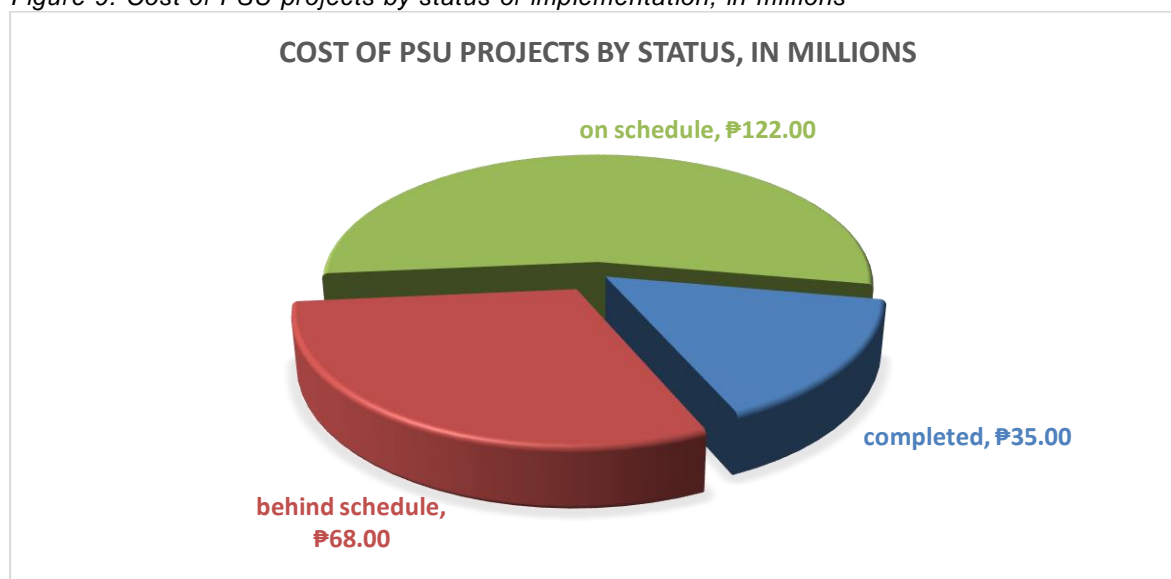
Source: MSC

The project details were in the attached RPMES output forms 5 and 6 for reference.

## 13. Palawan State University

PSU reported the status of 11 projects amounting to ₱260.00 million for the first quarter of 2021. Of the 11 reported projects, one project amounting to ₱35.00 million was completed, five projects amounting to ₱68.00 million were behind schedule, and four projects amounting to ₱122.00 million were on schedule (Figure 9).

Figure 9. Cost of PSU projects by status of implementation, in millions



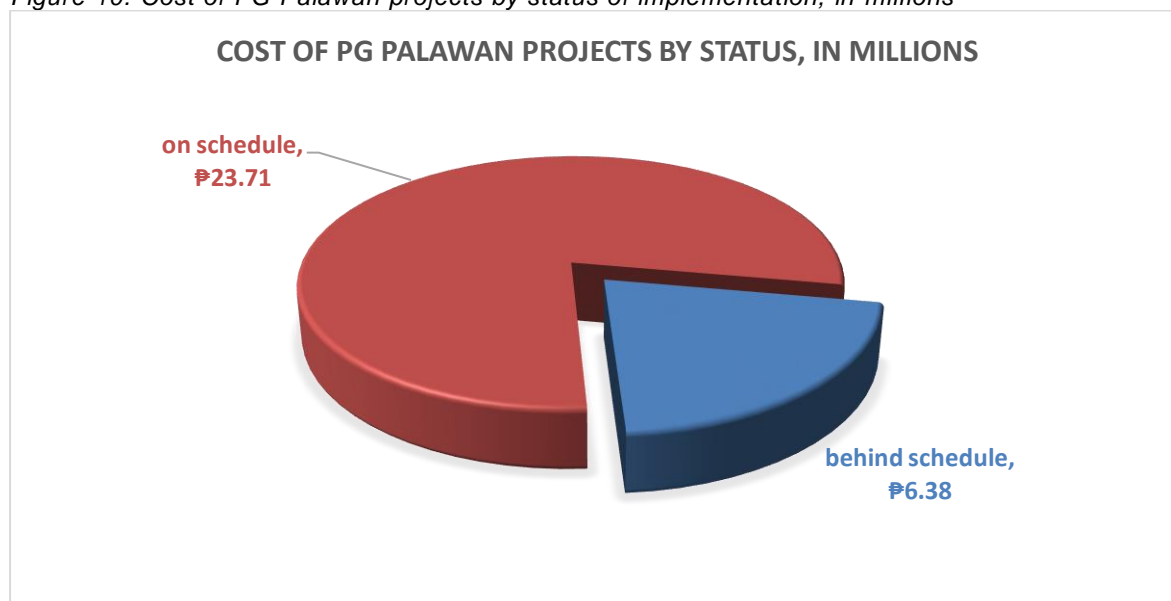
Source: PSU

The project details were in the attached RPMES output forms 5 and 6 for reference.

#### 14. Provincial Government of Palawan

The Provincial Government of Palawan reported the status of six projects amounting to ₱ 30.09 million for the first quarter of 2021. The average physical accomplishment of PG Palawan projects was 19.29 percent with an average slippage of negative 1.91 percent (Figure 10).

Figure 10. Cost of PG Palawan projects by status of implementation, in millions



Source: PG Palawan

The project details were in the attached RPMES output forms 5 and

6 for reference.

### **15. City Government of Calapan**

The City Government of Calapan reported the status of three projects amounting to ₱22.90 million for the first quarter of 2021. Of the three projects, two projects amounting to ₱22.90 million were behind schedule while one project amounting to ₱13.02 million was ahead of schedule.

### **III. RPMC Meeting**

The RPMC held its first quarter online meeting for CY 2021 on February 26, 2021 via zoom video conference.

The following were discussed during the meeting: a) RPMC 2021 Work Program; b) RPMC 2021 Monitoring Plan; c) Status of NHA Yolanda Housing Projects in Palawan; d) Status of Major DPWH Projects; e) Status of Ibato-Iraan Small Reservoir Irrigation Project; f) DA-PRDP Projects in MIMAROPA; e) CY 2020 RPMC Accomplishments; f) CY 2020 4<sup>th</sup> Quarter RPMES Report; g) Updates on ProyekTanglaw; and h) RPMC CY 2020 Summary of Attendance.

RPMC Chairperson and Regional Director Susan A. Sumbeling of the NEDA MIMAROPA expressed her gratitude and recognized the unwavering support of RPMC members in the discussion and resolution of project implementation problems.

During the meeting, the committee approved the RPMC CY 2021 Work Program and Monitoring Plan. Also, commended and given the certificate of appreciation were Mr. Cesar Contreras of Presidential Management Staff MIMAROPA and PSR Delfin M. Natal, Jr. of Philippine Rural Reconstruction Movement for their complete attendance in CY 2020 RPMC meetings.

On the status of major on-going projects in the region, the MIMAROPA agencies of DPWH, NIA, DA, and the National Housing Authority (NHA) reported positive feedback on the implementation of their major projects.

DPWH MIMAROPA reported that the road widening of Puerto Princesa North Road from two lanes to six lanes, including drainage and some portion of Construction of Missing links/New Roads of Palawan Circumferential were completed. Meanwhile, the Mindoro Circumferential Road, Mindoro Cross Island Road, and the replacement of Punong Bridge and approaches along Sibuyan Circumferential Road in Romblon are all ongoing and nearing its completion.

The NIA, meanwhile, reported that they conducted a meeting with the National Commission on Indigenous Peoples for the finalization of memorandum of agreement (MOA) for the Ibato Iraan Small Reservoir Irrigation System in Aborlan, Palawan.



Figure 11. RPMC Meeting via Zoom on February 26, 2021.

The DA, on the other hand, presented the status of the PRDP components in the region. It was reported that the I-PLAN – Support to commodities, I-BUILD Subprojects, MIMAROPA Pipelined Subprojects I-REAP subprojects, and the Marine Protected Area in Roxas, Palawan are all on-going and has not experienced major problem in implementation.

The NHA in MIMAROPA presented the updates on the status of remaining projects within the province of Palawan under the Yolanda Permanent Housing Program (YPHP). The NHA Board has approved the mutual termination of the existing MOA between NHA and the Provincial Government of Palawan (PGP) with an amendment in the original MOA that covers the implementation of the ongoing completion of 708 house and lot units in Culion, Palawan being implemented by the PGP pursuant to NHA Board Resolution No. 6569 dated August 28, 2019. NHA also decided to implement and procure the remaining projects under the “Design & Build” scheme subject to compliance within existing laws, rules and regulations.

The secretariat also presented the 4th quarter RPMES report. There were 414 projects reported by different MIMAROPA government offices in the region through the *ProyekTanglaw*, the web-based eRPMES of NRO MIMAROPA. Of the reported 414 projects, 103 projects or 24.88 percent encountered problems in implementation, 212 projects or 51.21 percent were completed, and 23 projects or 5.56 percent were ahead of schedule.

#### **IV. ProyekTanglaw (eRPMES)**

The NEDA Regional Office MIMAROPA conducted a two-day users' training on ProyekTanglaw (eRPMES) on January 18-19 through video conference.

Regional Director Susan A. Sumbeling welcomed the participants in the opening day of the training, expressing gratitude for continued support in the development of ProyekTanglaw. She emphasized that the training aimed to conduct continuing consultation with its intended users, and will pilot test the inputting of 2020 first quarter RPMES agency accomplishment reports to the system.

She explained further that "ProyekTanglaw" is a portmanteau of two Tagalog words "Proyekto" (Project) and "Tanglaw" (Torch) that is widely spoken in the MIMAROPA region. It indicates the system's special focus in monitoring projects, and it provides a guiding light towards the achievement of project's target results.

The objectives of the training were to: a) provide updates on the system development based on the observations and recommendations raised during the previous training; b) input actual data based on 4th quarter 2020 RPMES report of respective agencies, using the official username and password provided; c) assist the RPMES focal persons in using the system, and provide clarification on queries; and, d) identify any bug or glitch in using the system.

Mr. Bernard N. Layon of Information and Communications Technology Staff – Information System Development Division (ICTS-ISDD) served as the resource speaker for the virtual training. The topics include the salient features of the ProyekTanglaw; brief discussion of RPMES Forms 1 to 4; and detailed walkthrough of using the ProyekTanglaw.

The participants were given ample time for hands on practice to explore and test the online project monitoring portal. Comments and feedback from the participants were collected to identify issues and to further enhance the system's capability.

A total of 93 participants from various line agencies, GOCCs, SUCs, and LGUs attended the two-day training.