



Republic of the Philippines
REGIONAL DEVELOPMENT COUNCIL
MIMAROPA Region

Regional Project Monitoring and Evaluation System 1st Quarter CY 2022 Report

Prepared by the
NATIONAL ECONOMIC AND DEVELOPMENT AUTHORITY
MIMAROPA Region

Table of Contents

I. Introduction.....	1
II. Project Monitoring.....	2
A. Status of Priority Projects in MIMAROPA Region	2
1. RRP PAPs Implementation	2
B. Status of Programs, Projects and Activities (PAPs)	3
1. Department of Public Works and Highways (DPWH) MIMAROPA	3
2. DPWH Marinduque District Engineering Office (DEO)	4
3. DPWH Mindoro Oriental District Engineering Office (DEO)	5
4. DPWH Palawan 3rd District Engineering Office (DEO)	5
5. Civil Aviation Authority of the Philippines (CAAP) Area Center 3.....	6
6. Department of Transportation (DOTr)	6
7. Local Water Utilities Administration (LWUA).....	6
8. National Power Corporation (NPC)	6
9. Philippine Ports Authority (PPA) – Port Management Office (PMO) Mindoro	7
10. Philippine Ports Authority (PPA) – Port Management Office (PMO) Palawan	7
11. Department of Labor and Employment (DOLE) MIMAROPA	7
12. Department of Science and Technology (DOST) MIMAROPA	7
13. Department of Social Welfare and Development (DSWD) MIMAROPA	7
14. National Housing Authority (NHA) Region 4	8
15. Marinduque State College (MSC)	8
16. Mindoro State University (MinSU)	8
17. Occidental Mindoro State College (OMSC)	8
18. Palawan State University (PSU).....	9
19. Romblon State University (RSU).....	10
20. Western Philippines University (WPU)	10
21. Provincial Government of Occidental Mindoro	10
III. RPMC Meeting.....	11
IV. Trainings Conducted	12
A. Webinar Series on Engineering for Non-engineers: Roads and Bridges.....	12

List of Tables

<i>Table 1. Status of NHA Region RRP projects</i>	<i>2</i>
<i>Table 2. Status of MSC implemented RRP projects</i>	<i>3</i>

List of Figures

<i>Figure 1. Number of Projects Monitored, by category</i>	<i>2</i>
--	----------

<i>Figure 2. Cost of DPWH Projects by status of implementation, in millions.....</i>	<i>4</i>
<i>Figure 3. Cost of DPWH Marinduque DEO Projects by status of implementation, in millions</i>	<i>4</i>
<i>Figure 4. Cost of DPWH Oriental Mindoro DEO Projects by status of implementation, in millions</i>	<i>5</i>
<i>Figure 5. Cost of DPWH Palawan 3 DEO Projects by status of implementation, in millions</i>	<i>6</i>
<i>Figure 6. Cost of OMSC projects by status of implementation, in millions</i>	<i>9</i>
<i>Figure 7. Cost of PSU projects by status of implementation, in millions</i>	<i>9</i>
<i>Figure 8. Cost of PG Occidental Mindoro projects by status of implementation.....</i>	<i>10</i>
<i>Figure 9. RPMC Meeting via Zoom on February 24, 2022.</i>	<i>12</i>
<i>Figure 10. Engineering for Non Engineers Webinar Series: Roads and Bridges</i>	<i>13</i>

I. Introduction

For the 1st quarter of CY 2022, 21 Government Agencies reported the status of 289 projects amounting to ₱23.261 billion implemented in the MIMAROPA region. These agencies were as follows: Civil Aviation Authority of the Philippines (CAAP) Area Center 3, Department of Labor and Employment (DOLE), Department of Science and Technology (DOST), Department of Transportation (DOTr), Department of Public Works and Highways (DPWH), DPWH Marinduque District Engineering Office, DPWH Mindoro Oriental District Engineering Office, DPWH Palawan 3rd District Engineering Office, Department of Social Welfare and Development (DSWD), Local Water Utilities Administration (LWUA), Marinduque State College (MSC), Mindoro State University (MinSU), National Housing Authority (NHA), National Power Corporation (NPC), Occidental Mindoro State College (OMSC), Provincial Government of Marinduque, Provincial Government of Occidental Mindoro, Philippines Ports Authority (PPA) - Port Management Office (PMO) Mindoro, Philippines Ports Authority (PPA)- Port Management Office (PMO) Palawan, Palawan State University (PSU), Romblon State University (RSU), and Western Philippine University (WPU).

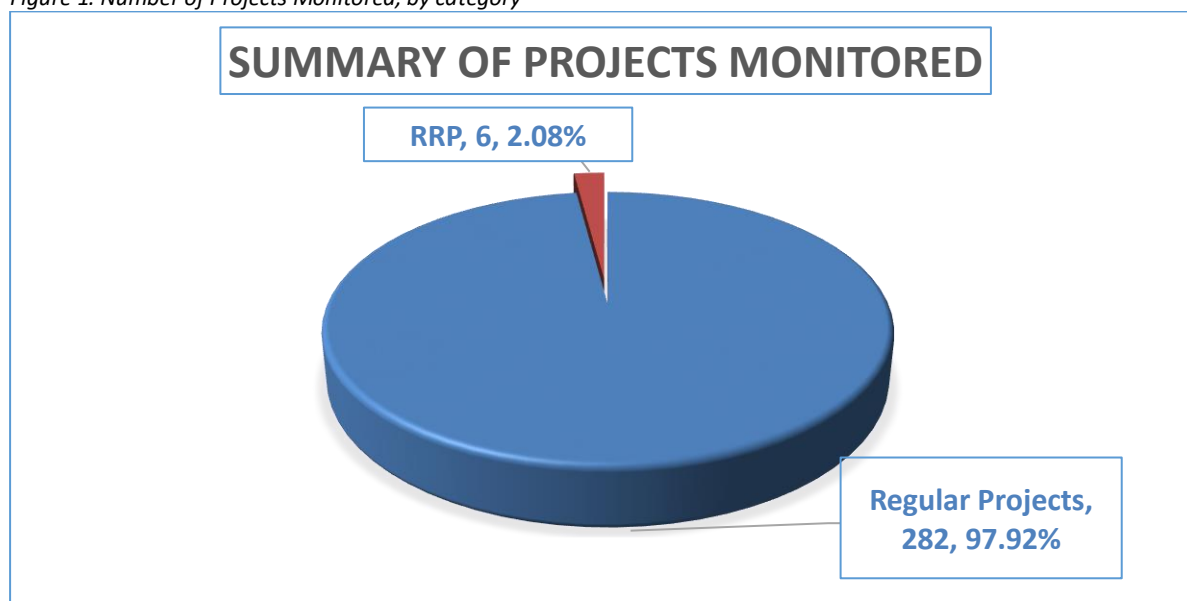
These 289 projects generated a total employment of 9,350, of which 7,491 (80.1%) are male, and 1,859 (19.9%) are female.

Of the reported 289 projects, 41 projects or 14.19 percent were completed, 27 projects or 9.34 percent were on schedule, while 67 projects or 23.18 percent were ahead of schedule.

A total of 154 projects (53.29 percent) encountered problems in implementation with the following breakdown: DOTr – one project, DPWH – 61 projects, DPWH Marinduque DEO – 8 projects, DPWH Oriental Mindoro DEO – 8 projects, DPWH Palawan 3 DEO – 26 projects, LWUA – one project, MSC – two projects, MinSU – two projects, NHA – four projects, NPC – nine projects, OMSC – four projects, PG Occidental Mindoro – 16 projects, PPA PMO Palawan – two projects, PSU – nine projects, and WPU – one project.

Of the reported 289 projects, 283 (97.92 percent) were regular projects, 6 (2.08 percent) were rehabilitation and recovery projects (RRP) (Figure 1).

Figure 1. Number of Projects Monitored, by category



Source: Agency Reports

There were no Balik Probinsya, Bagong Pag-asa (BP2) and End Local Communist Armed Conflict (ELCAC) projects reported by implementing agencies for the first quarter of 2022.

This report also includes the highlights of the RPMC meeting for the first quarter of CY 2022 that was held on February 24, 2022 via Zoom videoconference.

II. Project Monitoring

A. Status of Priority Projects in MIMAROPA Region

Priority infrastructure projects contributed in the attainment of the outcomes of the Regional Development Plan 2017-2022. These projects have high impact to social and economic growth of the region.

1. RRP PAPs Implementation

To ensure full recovery and rehabilitation of calamity-stricken areas, the implementation of RRP projects were monitored.

a) National Housing Authority Region 4 (NHA Region 4)

As of March 31, 2022, NHA Region 4 reported implementing five RRP projects amounting to ₱1.035 billion (Table 1).

Table 1. Status of NHA Region 4 RRP projects

Project Name	Location	Cost (in ₱M)	RRP	Status
1. Yolanda Permanent Housing Project in Culion, Palawan	Brgy. Baldat, Culion, Palawan Brgy. Binudac, Culion,	194.7	Yolanda	No Status provided

Project Name	Location	Cost (in ₱M)	RRP	Status
	Palawan Brgy. Galoc, Culion, Palawan			
2. Procurement of 1,200 Fully Developed Lots and Completed Housing Units located in Coron Residences, Brgy. San Nicolas, Coron, Palawan under the NHA's Yolanda Permanent Housing Program (YPHP)	Brgy. San Nicolas, Coron, Palawan	333.7	Yolanda	37.71% physical progress as of March 31, 2022
3. Procurement of 328 Fully Developed Lots and Completed Housing Units located in Safari Ville, Brgy. Old Busuanga, Busuanga, Palawan under the NHA's Yolanda Permanent Housing Program (YPHP)	Brgy. Old Busuanga, Busuanga, Palawan	30.04	Yolanda	11.32% physical progress as of March 31, 2022
4. Procurement of 796 Fully Developed Lots and Completed Housing Units located in San Pablo Homes, Brgy. Malaking Patag, Culion, Palawan under the NHA's Yolanda Permanent Housing Program (YPHP)	Brgy. Malaking Patag, Culion, Palawan	68.43	Yolanda	6% physical progress as of March 31, 2022
5. Procurement of 1,470 Fully Developed Lots and Completed Housing Units located in Coron Heights, Brgy. San Nicolas, Coron, Palawan under the NHA's Yolanda Permanent Housing Program (YPHP)	Brgy. San Nicolas, Coron, Palawan	408.43	Yolanda	27.22% physical progress as of March 31, 2022

Source: NHA 4

b) Marinduque State College (MSC)

As of March 31, 2022, MSC reported implementing one RRP project amounting to ₱4.06 million (Table 2).

Table 2. Status of MSC implemented RRP projects

Project Name	Location	Cost (in ₱M)	RRP	Status
1. MSC Banuyo Campus, Gasan, Various Repair of Campus Facilities, (Typhoon Damaged)	Brgy. Banuyo, Gasan, Marinduque	4.07	Brgy. Banuyo, Gasan, Marinduque	98% physical progress as of March 31, 2022

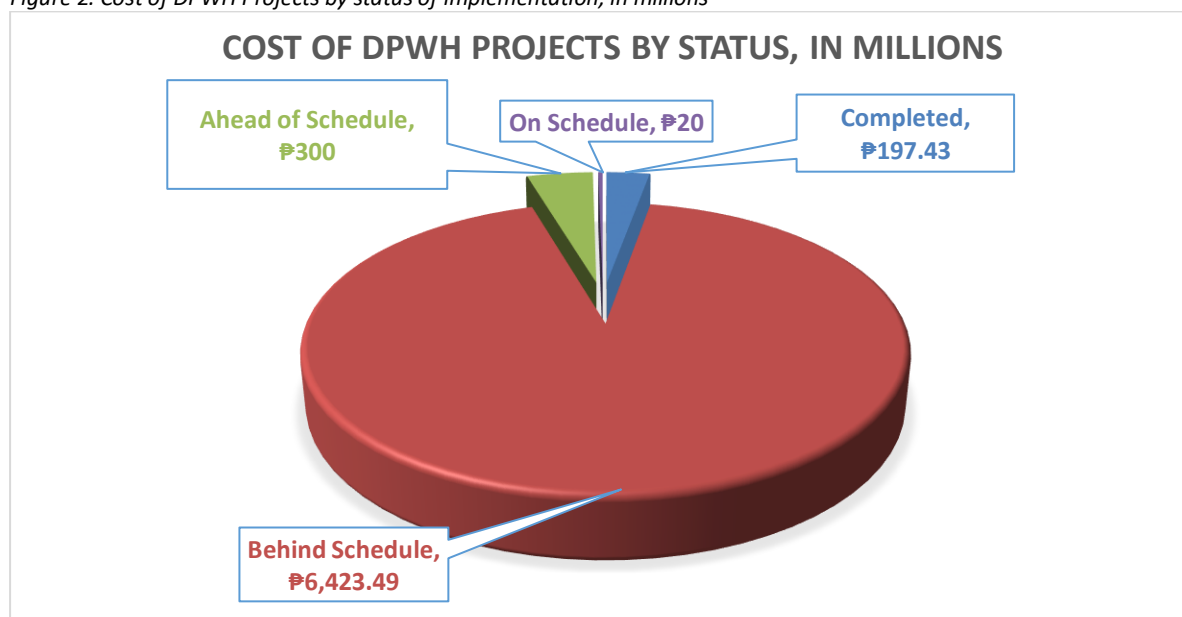
Source: MSC

B. Status of Programs, Projects and Activities (PAPs)

1. Department of Public Works and Highways (DPWH) MIMAROPA

As of March 31, 2022, DPWH MIMAROPA reported implementing 68 projects funded under GAA 2020-2021 amounting to ₱6,940.92 million (Figure 2). A total of two projects amounting to ₱197.43 million were already completed, 61 projects amounting to ₱6423.49 million encountered delays in implementation, one project amounting to ₱20 million was on schedule, and four projects amounting to ₱300 million were ahead of schedule.

Figure 2. Cost of DPWH Projects by status of implementation, in millions



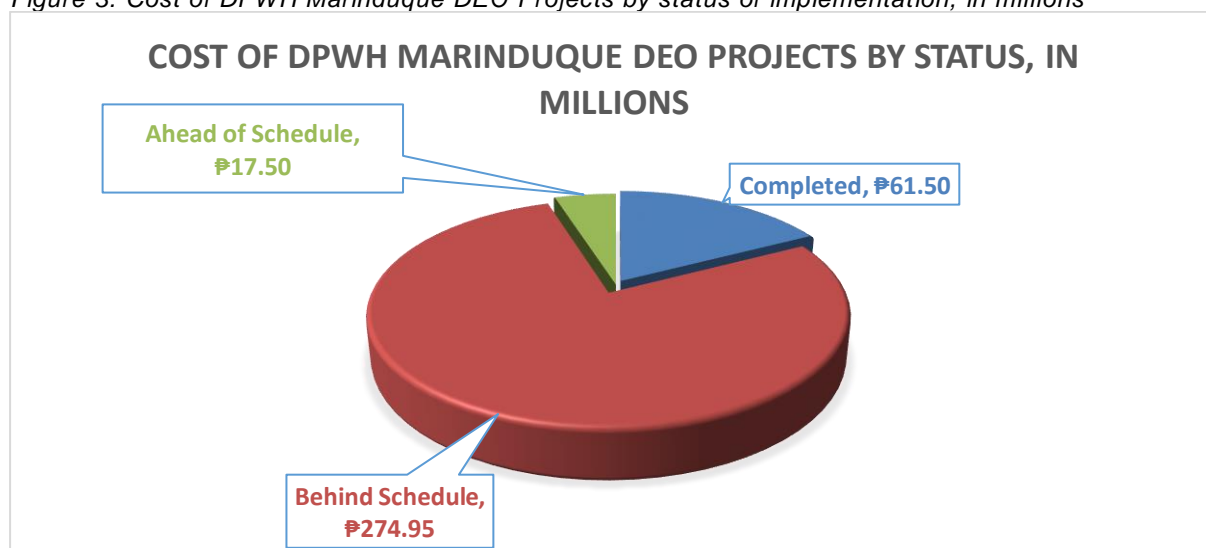
Source: DPWH MIMAROPA

The project details are in the attached RPMES output forms 5 and 6 for reference.

2. DPWH Marinduque District Engineering Office (DEO)

DPWH Marinduque DEO reported implementing 40 projects amounting to ₱353.95 million. A total of five projects amounting to ₱61.50 million were already completed, eight projects amounting to ₱274.95 million encountered delays in implementation, and two projects amounting to ₱17.50 million were ahead of schedule (Figure 3).

Figure 3. Cost of DPWH Marinduque DEO Projects by status of implementation, in millions



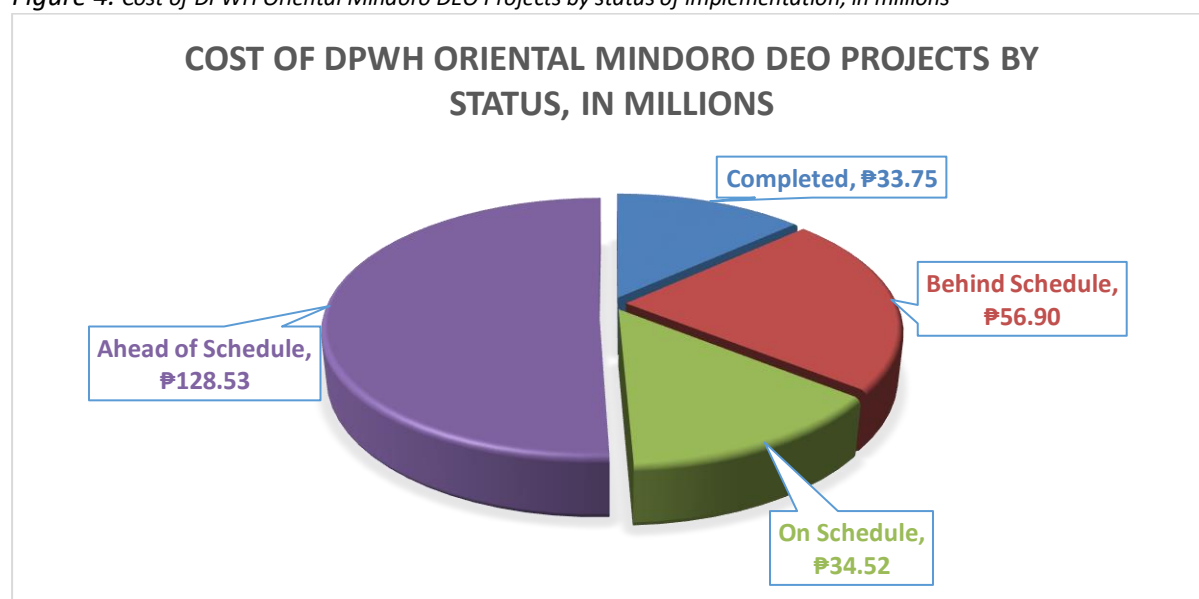
Source: DPWH Marinduque DEO

The project details are in the attached RPMES output forms 5 and 6 for reference.

3. DPWH Mindoro Oriental District Engineering Office (DEO)

DPWH Mindoro Oriental DEO reported implementing 39 projects amounting to ₱253.70 million. A total of seven projects amounting to ₱33.75 million were already completed, eight projects amounting to ₱56.90 million encountered delays in implementation, four projects amounting to ₱34.52 million were on schedule, and 20 projects amounting to ₱128.53 million were ahead of schedule. (Figure 4).

Figure 4. Cost of DPWH Oriental Mindoro DEO Projects by status of implementation, in millions



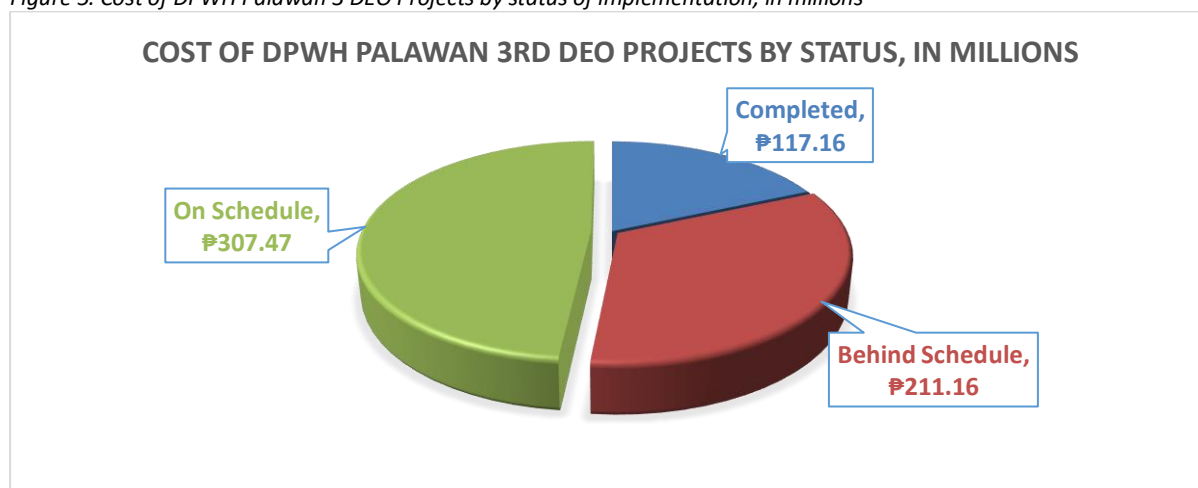
Source: DPWH Oriental Mindoro DEO

The project details are in the attached RPMES output form 5 for reference.

4. DPWH Palawan 3rd District Engineering Office (DEO)

DPWH Palawan 3rd DEO reported implementing 54 projects amounting to ₱635.79 million. A total of 12 projects amounting to ₱117.16 million were already completed, 26 projects amounting to ₱211.16 million encountered delays in implementation, and 16 projects amounting to ₱307.47 million were ahead of schedule (Figure 5).

Figure 5. Cost of DPWH Palawan 3 DEO Projects by status of implementation, in millions



Source: DPWH Palawan 3rd DEO

The project details are in the attached RPMES output forms 5 and 6 for reference.

5. Civil Aviation Authority of the Philippines (CAAP) Area Center 3

CAAP Area Center 3 reported one completed project amounting to ₱1.39 million for the first quarter of 2022.

The project details are in the attached RPMES output forms 5 and 6 for reference.

6. Department of Transportation (DOTr)

The DOTr reported implementing one project amounting to ₱65.46 million. As of March 31, 2022, the average physical accomplishment of DOTr projects was 83.84 percent.

The project details are in the attached RPMES output forms 5 and 6 for reference.

7. Local Water Utilities Administration (LWUA)

LWUA reported one project amounting to ₱25 million for the first quarter of 2022. The physical accomplishment of the LWUA project was 33.5 percent.

The project details are in the attached RPMES output forms 5 and 6 for reference.

8. National Power Corporation (NPC)

NPC reported nine projects amounting to ₱1.4 billion for the first quarter of 2022. The average physical accomplishment of NPC projects was 82.74 percent with an average slippage of negative 16.11 percent.

The project details are in the attached RPMES output forms 5 and 6 for reference.

9. Philippine Ports Authority (PPA) – Port Management Office (PMO) Mindoro

PPA PMO Mindoro reported six projects amounting to ₱1,902.28 million for the first quarter of 2022. The average physical accomplishment of PPA - PMO Mindoro projects was 40.40 percent with an average slippage of positive 23.50 percent.

The project details are in the attached RPMES output forms 5 and 6 for reference.

10. Philippine Ports Authority (PPA) – Port Management Office (PMO) Palawan

PPA PMO Palawan reported two projects amounting to ₱47.74 million for the first quarter of 2022. The average physical accomplishment of PPA PMO Palawan projects was 68 percent with an average slippage of negative 0.90 percent.

The project details are in the attached RPMES output forms 5 and 6 for reference.

11. Department of Labor and Employment (DOLE) MIMAROPA

DOLE MIMAROPA reported three projects amounting to ₱12.21 million for the first quarter of 2022. The average physical accomplishment of DOLE MIMAROPA projects was 48.77 percent.

The project details are in the attached RPMES output forms 5 and 6 for reference.

12. Department of Science and Technology (DOST) MIMAROPA

DOST MIMAROPA submitted the status report on 19 projects amounting to ₱10.86 million. Six projects were already completed, ten projects were on schedule, and three projects were ahead of schedule.

The project details are in the attached RPMES output forms 5 and 6 for reference.

13. Department of Social Welfare and Development (DSWD) MIMAROPA

DSWD MIMAROPA reported four projects amounting to ₱6,871 million for the first quarter of 2022.

Of the four reported projects, one project amounting to ₱5,215.60 million were completed and three projects amounting to ₱1,655.40 million

were on schedule.

The project details are in the attached RPMES output forms 5 and 6 for reference.

14. National Housing Authority (NHA) Region 4

NHA Region 4 submitted status report of five projects amounting to ₱840.60 million. The average physical accomplishment of NHA projects was 24.74 percent with an average slippage of negative 10 percent.

The project details are in the attached RPMES output forms 5 and 6 for reference.

15. Marinduque State College (MSC)

MSC submitted status reports on three projects amounting to ₱30.60 million. The average physical accomplishment of MSC projects was 96.67 percent with an average slippage of negative 1.40 percent.

Out of the three projects, two projects amounting to ₱14.07 million were behind schedule while one project amounting to ₱15.99 million was on schedule.

The project details are in the attached RPMES output forms 5 and 6 for reference.

16. Mindoro State University (MinSU)

MinSU submitted status reports on two projects amounting to ₱45.00 million. The average physical accomplishment of MinSU projects was 77.79 percent with an average slippage of negative 21.05 percent.

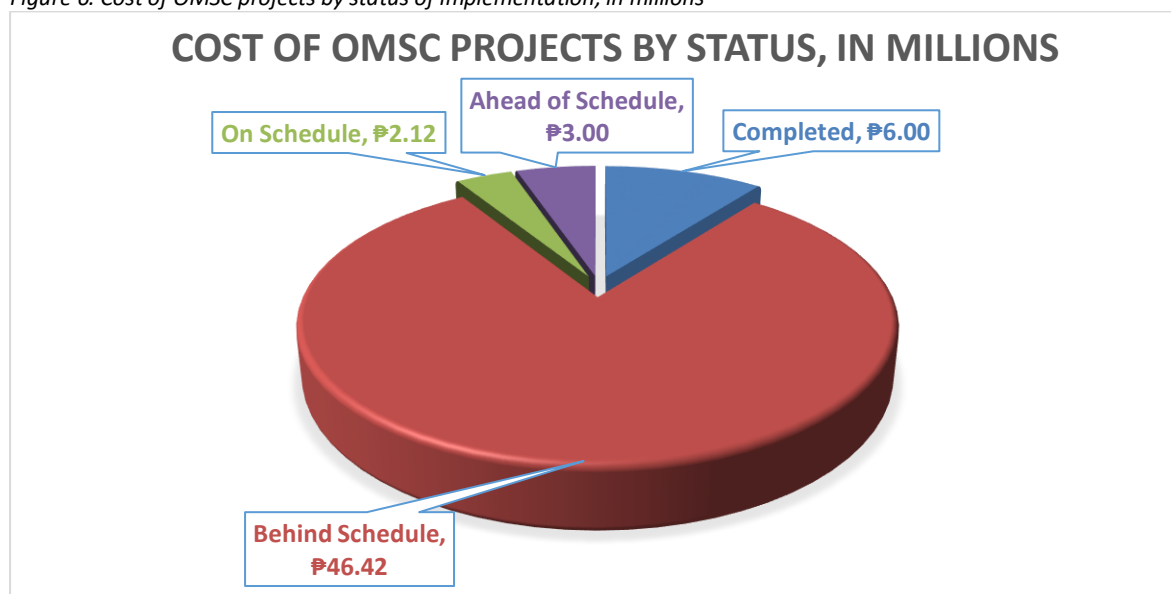
The project details are in the attached RPMES output forms 5 and 6 for reference. (Figure 6)

17. Occidental Mindoro State College (OMSC)

OMSC submitted status reports on eight projects amounting to ₱57.54 million. The average physical accomplishment of MSC projects was 35.14 percent with an average slippage of negative 36.26 percent.

Out of the eight projects, two projects amounting to ₱6 million were completed, four projects amounting to ₱46.42 million were behind schedule, one project amounting to ₱2.12 million was on schedule while one project amounting to ₱3 million was ahead of schedule (Figure 5).

Figure 6. Cost of OMSC projects by status of implementation, in millions



Source: OMSC

The project details are in the attached RPMES output forms 5 and 6 for reference.

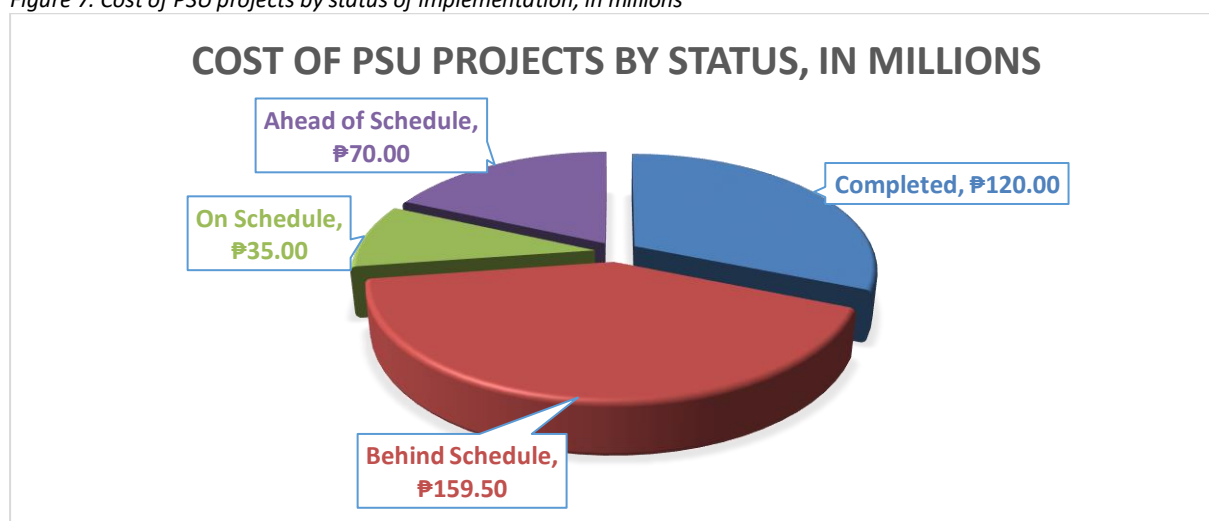
18. Palawan State University (PSU)

PSU reported the status of 16 projects amounting to ₱384.50 million for the first quarter of 2022.

Of the 16 reported projects, two projects amounting to ₱120 million was completed, nine projects amounting to ₱159.50 million were behind schedule, one project amounting to ₱35 million was on schedule, while three projects amounting to ₱70 million were ahead of schedule. (Figure 7)

The project details are in the attached RPMES output forms 5 and 6 for reference.

Figure 7. Cost of PSU projects by status of implementation, in millions



Source: PSU

19. Romblon State University (RSU)

RSU reported the status of two completed projects amounting to ₱44.09 million for the first quarter of 2022

The project details are in the attached RPMES output form 5 for reference.

20. Western Philippines University (WPU)

WPU reported the status of three projects amounting to ₱80.44 million for the first quarter of 2022. The average physical accomplishment of WPU projects was 58.69 percent with a positive slippage of 0.35 percent.

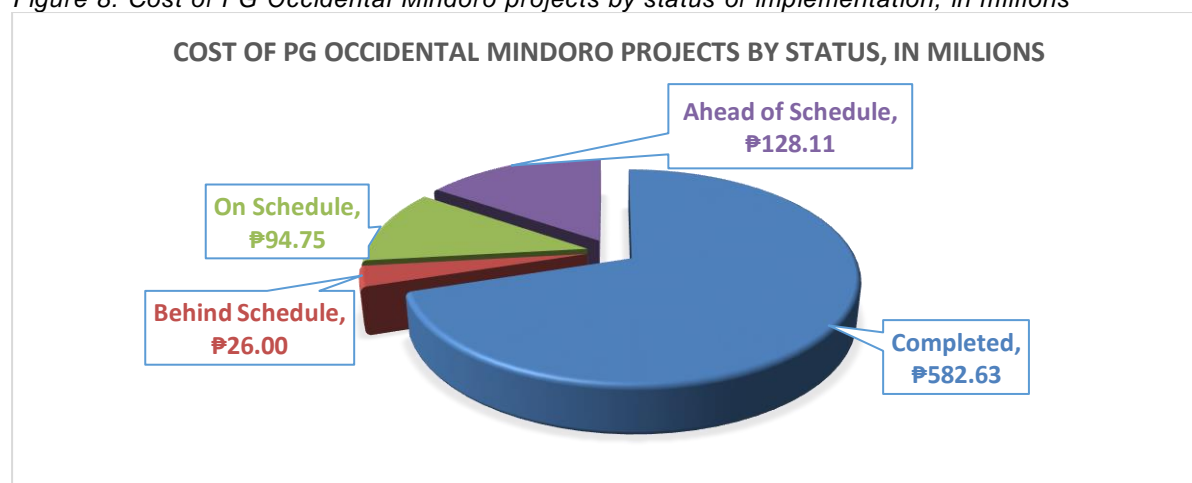
The project details are in the attached RPMES output form 5 for reference.

21. Provincial Government of Occidental Mindoro

The Provincial Government of Occidental Mindoro reported the status of 28 projects amounting to ₱282.16 million for the first quarter of 2022.

Of the 28 reported projects, 16 projects amounting to ₱68.70 million were behind schedule, two projects amounting to ₱6.56 million were on schedule, while 10 projects amounting to ₱206.90 million were ahead of schedule (Figure 8).

Figure 8. Cost of PG Occidental Mindoro projects by status of implementation, in millions



Source: PG Occidental Mindoro

The project details are in the attached RPMES output forms 5 and 6 for reference.

III. RPMC Meeting

RPMC Co-Chairperson Ricky Sanchez, who is also Department of Budget and Management (DBM) MIMAROPA Regional Director, presided over the MIMAROPA RPMC meeting through zoom video conference on February 24, 2022.

RPMC Secretary Roy Dimayuga presented the MIMAROPA 2022 RPMC Work Program and the Monitoring and Evaluation (M&E) Plan for approval and adoption of the committee.

Mr. Dimayuga reported that for 2022, the RPMC will focus on the following: (a) preparation of quarterly RPMES monitoring reports; (b) conduct of RPMC meetings; (c) conduct of project monitoring visits or activities; (d) provision of trainings – engineering for non-engineers; (e) project facilitation; and (f) conduct of Local Project Monitoring Committee or LPMC summit.

The RPMC will also continue to run the engineering for non-engineers webinar series that provides technical assistance to the LPMCs, implementing agencies, state universities and colleges, and private sector representatives.

The Department of Public Works and Highways (DPWH), National Irrigation Administration (NIA), Department of Agriculture (DA), and the National Housing Authority (NHA) reported the status on the implementation of their major projects.

DPWH MIMAROPA reported that two of the proposed four bridges located in Mindoro Island Circumferential Road were already funded in 2022. While, the NIA MIMAROPA reported that they have conducted a validation of the memorandum of agreement and its ratification together with the Tagbanua Indigenous Cultural Community, and National Commission on Indigenous Peoples (NCIP).

The LPMCs of Oriental Mindoro, Occidental Mindoro, and Palawan also reported the functionality assessments of their local/city/municipal PMCs.

The meeting concluded with an agreement that all provincial/city PMCs should report on the functionality of their PMCs as regular agenda of the RPMC.

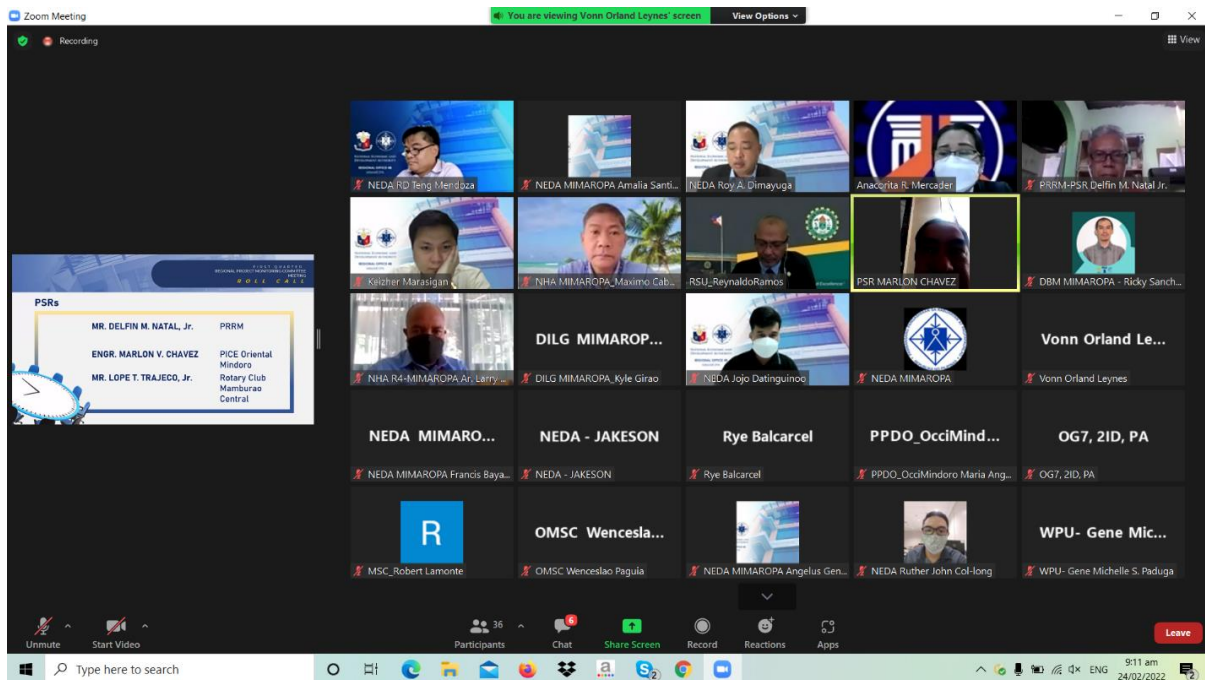


Figure 9. RPMC Meeting via Zoom on February 24, 2022.

IV. Trainings Conducted

A. Webinar Series on Engineering for Non-engineers: Roads and Bridges

The NEDA Regional Office (NRO) MIMAROPA conducted the webinar Engineering for Non-Engineers on March 22 and 23, 2022 through Zoom video conference. The training is a rerun of the first session of the webinar series focusing on roads and bridges construction.

It was attended by 99 participants, consisting of 51 men and 48 women, from various government agencies and organizations composed of five provinces, two cities, 26 municipalities, one state university, 11 non-government organizations, representatives from the Department of the Interior and Local Government (DILG) provincial offices, and staffs from NRO MIMAROPA.

In his opening message, NRO MIMAROPA Regional Director Agustin C. Mendoza welcomed the participants and emphasized the importance of being well-equipped, and in enhancing the quality of monitoring projects at the local level owing to the implementation of the Mandanas-Garcia Supreme Court ruling.

Mr. Roy A. Dimayuga, Engr. Amalia F. Santiago, Engr. Francis Bayani M. De Guzman, and Mr. Keizher T. Marasigan of the Project Monitoring and Evaluation Division served as resource speakers on the first day of the training. The topics covered monitoring and evaluation, planning, implementation, gender mainstreaming efforts, and organization of project monitoring committees.

Engr. Jakeson D. Alcones discussed the road classification, common equipment used including earth works such as embankment, base, and sub-base course involved in road construction, and erroneous practices.

On the second day, Engr. De Guzman continued the discussion on roads such as surface course, drainage and slope protection structures, and common defects and deficiencies. This was followed by a presentation on bridge construction and rehabilitation by Engr. Jojo Datinguinoo.

The participants were also provided with additional information on the use of Regional Project Monitoring and Evaluation System Forms 7 and 8, on the project inspection report and problem solving session or facilitation meetings conducted, respectively.

NRO MIMAROPA ARD Apollo Edwin S. Pagano, in his closing message, stressed the key lessons from the presentations and insights from the participants. He underscored that the valuable knowledge gained from the training is essential to achieve effective project monitoring and evaluation in the MIMAROPA region.



Figure 10. Engineering for Non Engineers Webinar Series: Roads and Bridges