

4th Quarter 2022 MRFC REPORT

Presented by:

Mr. Jeb B. Badlon

Section Head

MEPEO / Environmental Management & QC Section



Section I.

CBNC PROJECT AREAS

(Introduction)

Section I.1 PROJECT AREA

Project Information	
ECC No.	ECC CO-1806-0014
MPP No.	006-2004-IVB (3 rd Renewal)
Date Approved	07-Dec-20
Permit Holder	Coral Bay Nickel Corporation
President	SHIRO IMAI
Area	583 has.
Location	Rio Tuba, Bataraza, Palawan
Product	Mixed Sulfide of Nickel and Cobalt
Type of Processing	High Pressure Acid Leach Technology

Source of Material	(MPSA) Tenement No.	Commodity
Rio Tuba Nickel Mining Corp.	114-98-IV	Limonite Ore



Section II.

CAPACITY & PRODUCTION DATA



**Coral Bay
Nickel Corporation**

Section II.1 Production Data

2022	Milled Ore/ Slurry Feed	Metal Content		Mixed Sulfide
		NICKEL	COBALT	
	DMT	MT	MT	DMT
JANUARY	206,218	1,897	156	3,250
FEBRUARY	163,983	1,453	108	2,481
MARCH	165,877	1,572	112	2,682
APRIL	182,435	1,561	104	2,653
MAY	121,496	1,154	80	1,962
JUNE	175,702	1,593	115	2,691
JULY	192,776	1,782	144	3,033
AUGUST	193,299	1,725	144	2,935
SEPTEMBER	162,450	1,511	124	2,619
OCTOBER	182,639	1,653	137	2,857
Total	1,746,875	15,902	1,223	27,163

Section III.



REQUIRED ENVIRONMENTAL FUNDS & FEES

Section III.1



Required Funds	Required Amount Php	Deposited Amount		Account Name / Number at DBP Trust System
		Php	As of	
ETF	200,000.00	320,054.02	Oct. 24, 2022	CBNC - ETF / 016-24-211312
MTF	150,000.00	164,404.56	Oct. 24, 2022	CBNC - MTF / 016-24-111312
RCF	5,000,000.00	5,743,385.04	Oct. 24, 2022	CBNC - RCF / 016-24-011312
FMRDPF	Required cumulative amount of deposit in year 2022: 264,372,502.00	278,081,278.44	Oct.27, 2022	CBNC FMRDP – ESCROW / 016-24- 012278
TOTAL		284,309,122.06		

REQUIRED FUNDS for ETF, MTF, RCF, FMRDPF

Section III.2

FMRDP Fund Update

Amount of 1st Lodging	Total Deposited as of Oct. 27, 2022	Amount to be deposited for 2022 as per approved FMRDP	Total Cumulative Amount required as of 31 Dec 2022
	Php	Php	Php
28,071,450.00	278,081,278.44	66,093,125.00	264,372,502.00

**Deposited on
October 25, 2022**

Schedule of Annual Cash Provisions for the Final Mine
Rehabilitation and Decommissioning Fund of Coral Bay Nickel
Corporation's CBNC Expansion Project

Year	Factor	Amount to be Deposited, ₱	Cumulative Amount, ₱
2010-2019	-	105,930,000.00	105,930,000.00
2020	0.333	4,115,054.00*	110,045,054.00
2021	0.267	88,234,322.00	198,279,376.00
2022	0.200	66,093,125.00	264,372,502.00
2023	0.133	43,951,928.00	308,324,430.00
2024	0.067	22,141,197.00	330,465,627.00
2025	-	-	-
Total	1.00	330,465,627.00	330,465,627.00

*Note – CBNC will only be required to deposit an amount of P4,115,053.79 to complete the required cash provision of P110,045,053.79 for 2020. This is after deducting its total approved FMRDF of P105,930,000.00 from 2010-2019, which is already deposited by the company.

✓

171-2020-14
NOV 04 2020

Run Date: 11-02-2022
Run Time: 14:09:22



TRUST SYSTEM
OUTSTANDING BALANCE OF INVESTMENT
As of October 31, 2022

CBN NUMBER 011312

T.O. In No.	Value Date	Cash Out	Gross Rate	Net of Tax	Coupon Rate	Full Term	Maturity Date	Sec Type	Face Value	Maturity Value	Maturity Value Net of Trust Fees
016-24 -011312 - CORAL BAY NICKEL CORPORATION - RCF											
00159882	10/24/22	5,743,385.04	4.500000%	3.600000%	0.000000%	35	11/28/22	CTO	5,743,385.04	5,763,486.89	5,760,694.97
016-24 -012278 - CORAL BAY NICKEL CORPORATION FMRDF-ESCROW											
00159583	10/12/22	4,507,909.64	4.375000%	3.500000%	0.000000%	35	11/16/22	CTO	4,507,909.64	4,523,249.05	4,522,153.38
00159585	10/12/22	45,364,385.74	4.375000%	3.500000%	0.000000%	35	11/16/22	CTO	45,364,385.74	45,518,750.66	45,507,724.59
00159586	10/12/22	20,429,664.21	4.375000%	3.500000%	0.000000%	35	11/16/22	CTO	20,429,664.21	20,499,181.82	20,494,216.28
00159587	10/12/22	5,636,646.36	4.375000%	3.500000%	0.000000%	35	11/16/22	CTO	5,636,646.36	5,655,826.61	5,654,456.59
00159589	10/12/22	13,160,077.37	4.375000%	3.500000%	0.000000%	35	11/16/22	CTO	13,160,077.37	13,204,858.19	13,201,659.56
00159592	10/12/22	51,176,986.43	4.375000%	3.500000%	0.000000%	35	11/16/22	CTO	51,176,986.43	51,351,130.34	51,338,691.49
00159593	10/12/22	2,275,345.87	4.375000%	3.500000%	0.000000%	35	11/16/22	CTO	2,275,345.87	2,283,088.37	2,282,535.33
00159594	10/12/22	3,893,125.53	4.375000%	3.500000%	0.000000%	35	11/16/22	CTO	3,893,125.53	3,906,372.97	3,905,426.72
00159878	10/24/22	1,751,068.84	4.500000%	3.600000%	0.000000%	35	11/28/22	CTO	1,751,068.84	1,757,197.58	1,756,771.97
00159881	10/24/22	5,838,439.21	4.500000%	3.600000%	0.000000%	35	11/28/22	CTO	5,838,439.21	5,858,873.75	5,857,454.68
00159883	10/24/22	50,982,490.14	4.500000%	3.600000%	0.000000%	35	11/28/22	CTO	50,982,490.14	51,160,928.86	51,148,537.28
00159935	10/26/22	1,134,523.98	4.575000%	3.660000%	0.000000%	30	11/25/22	CTO	1,134,523.98	1,137,984.28	1,137,747.92
00159991	10/27/22	4,181,202.92	4.500000%	3.600000%	0.000000%	35	12/01/22	CTO	4,181,202.92	4,195,837.13	4,194,820.87
00159992	10/27/22	1,656,287.20	4.500000%	3.600000%	0.000000%	35	12/01/22	CTO	1,656,287.20	1,662,084.21	1,661,681.64
00159993	10/27/22	66,093,125.00	4.500000%	3.600000%	0.000000%	35	12/01/22	CTO	66,093,125.00	66,324,450.94	66,308,386.64
016-24 -111312 - CORAL BAY NICKEL CORPORATION - MTF											
00159880	10/24/22	164,404.56	4.500000%	3.600000%	0.000000%	35	11/28/22	CTO	164,404.56	164,979.98	164,900.06
016-24 -211312 - CORAL BAY NICKEL CORPORATION - ETF											
00159879	10/24/22	320,054.02	4.500000%	3.600000%	0.000000%	35	11/28/22	CTO	320,054.02	321,174.21	321,018.63
TOTAL		<u>284,309,122.06</u>							<u>284,309,122.06</u>	<u>285,289,455.84</u>	<u>285,218,878.60</u>

Section III.3



DBP BANK STATEMENT REQUIRED FUNDS



Wastewater Discharge Fee = *Php 138,630.12*
covering the period of Oct. 2021 to Sep.2022

Computation of Discharge Fee per Month Peso	Remarks
P 12,124.91	
P 16,050.31	
P 16,610.08	
P 0.00	No Discharge. Water recycled to the HPP
P 6,427.94	
P 11,995.57	
P 21,180.42	
P 6,735.54	
P 7,580.85	
P 1,473.97	
P 26,877.43	
P 11,573.10	
P 138,630.12	WASTEWATER DISCHARGE FEE PAYABLE

WDF = $L_n \times R$
Where:
WDF = Wastewater Discharge Fee
 L_n = Net waste Load = $(Q \times TSS \times 0.001)$
 R = Rate per kilogram = P 5/kg for TSS

	<p>Department of Environment and Natural Resources ENVIRONMENTAL MANAGEMENT BUREAU MIMAROPA REGION</p> <p>1515-1 & 5-Bldg., Roxas Blvd., Ermita, Manila Tel. Nos. (02) 521-4554/4536-8786</p>	
		27-Oct-22
<u>ORDER OF PAYMENT</u>		Date
 MEMORANDUM		
TO :	The Cashier DENR-EMB MIMAROPA Region	
FROM :	Clearance and Permitting Division	
Please receive the amount of <u>C One Hundred Eight Thousand Six Hundred Thirteen and Two Cents</u> P138,632.12 covering the remittance described below:		
NAME OF REMITTER :	<u>CORAL BAY NIKEL CORPORATION</u>	
PLANT/Locations/ADDRESS :	<u>SIO TUBA, SAKARAN, PILIWAN</u>	
A. Application for Discharge Permit (RA 9275 - Clean Water Act)		
Fund Cluster:	National Water Quality Management Fund (Fund 152) Area Water Quality Management Fund (Fund 153)	
Receiving Body of Water	WACMA Sub Fund Code _____	
Permit Fee (Fund 152)	_____	
Filing Fee (Fund 152)	_____	
Legal Research Fee (PC 1656)	_____	
Wastewater Discharge Fee (Fund 153)	_____	
Administrative Penalty (Fund 153)	_____	
Penalty under BAD Orders (Fund 152)	P138,632.12	
Documentary Stamp Tax	_____	
B. Pollution Control Officer (PCO) Certificate of Accreditation		
Processing Fee	_____	
Documentary Stamp Tax	_____	
C. Others Services		
1. Request for Amendment of Permit Condition(s)	_____	
Processing Fee	_____	
Documentary Stamp Tax	_____	
2. Request for Miscellaneous Certification	_____	
Processing Fee	_____	
Documentary Stamp Tax	_____	
3. Request for Certified True Copy/Accreditation	_____	
Processing Fee	_____	
Documentary Stamp Tax	_____	
TOTAL		P138,632.12
[] Cash	[] Cashier's Cheque No. _____	[] Postal Money Order No. _____
Prepared by: _____ Approved by: _____ <div style="text-align: right; margin-right: 50px;">CPII</div>		

Section III.5

Payment of Mill Tailings Fee

Period	Mill Tailings Generated (MT)	Amount Paid (₱)	Date of Payment
Jul-Dec 2021	1,103,167.53	110,316.75	Jan.28, 2022 (OR. No. 6099778 I) Jul.21, 2022 (OR. No. 6100741)
Jan-Jun 2022	1,270,582.35	127,058.24	

Section IV. ***AEPEP ACCOMPLISHMENTS***

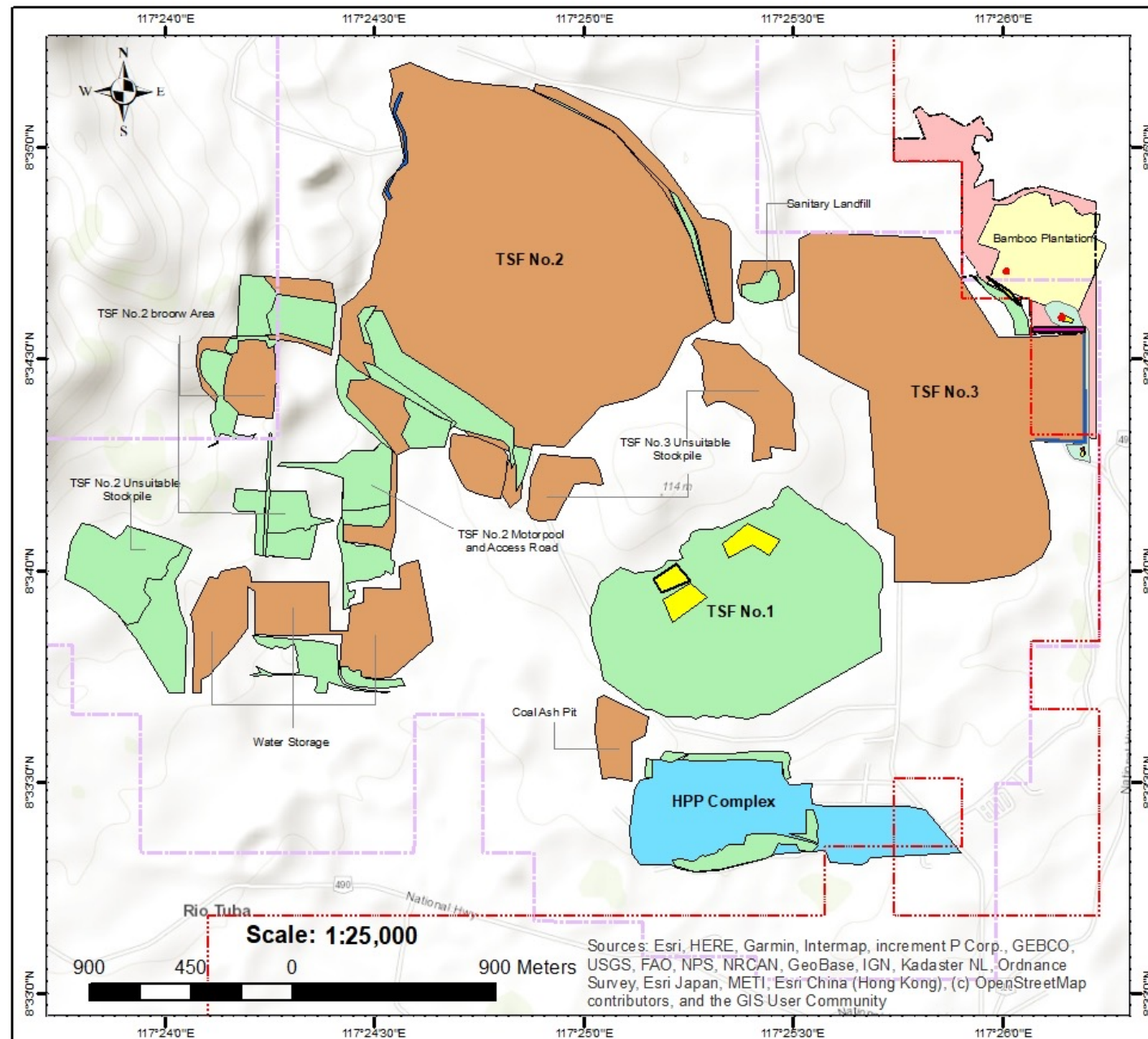
94% Physical Accomplishment as of November 2022

117% Financial Accomplishment as of September 2022

Section IV. 1 Land Resources - 2022 AEPEP Accomplishment

2022 AEPEP Activities	Unit of Work Measure (UWM)	Annual Physical / Financial Target, Php	Quarterly Physical / Financial Accomplishment				Total as of this Quarter	% Accomplishment	REMARKS
	Unit Cost, Php		1stQ	2ndQ	3rdQ	4thQ			
1. Land Resource								94%	PHYSICAL ACCOMPLISHMENT
a. Progressive Rehabilitation									
a.1 New Area established	Area planted (hectares)	5	0	0.5	1.0	2.7	4	83%	0.8 hectare is currently being planted with trees at TSF3 Motorpool. Target finish Dec. 15, 2022.
	239,555	1,197,774	0	0	368,164	0	368,164	31%	No billing yet.
	no. of seedlings planted	13,332	0	0	3,580	6,106	9,686	73%	
	Grass planted (in hectares)	2	0	0.5	0.2	1.3	2	100%	1.3 ha. Grass planted at stockpile of TSF3 Unsuitable Material at TSF2 North Dam.
a.2 Maintenance of established areas	Total Area maintained (hectares)	167	167	167	167	167	167	100%	Maintenance and Enhancement conducted.
	27,885	4,656,838	952,201	891,577	844,726	0	2,688,504	58%	
	no. of seedlings to be replanted	4,444	0	0	500	250	750	17%	Less replanting is positive because it means higher survival rate of the previously planted areas.
	no. of seedling planted for enhancement	25,556	500	15,686	15,736	0	31,922	125%	In 2Q2022, enrichment planting is at TSF-1 and TSF-3 buffer zone. In 1Q2022 enrichment planting is at TSF-3 buffer zone during the Bataraza National High School Founding Anniversary Tree Planting with the school faculty, staff and students.
b. Mangrove reforestation									
b.1 New Area established	Area planted (hectares)	15	0	15	0	0	15	100%	With the confirmation of CENRO Brooke's Pt., 15 hectare area at Sito Bongkol-bongkol, Rio Tuba was planted with mangrove by CBNC.
	12,500	187,500	0	187,500	0	0	187,500	100%	
	no. of seedlings planted	37,500	0	37,500	0	0	37,500	100%	
b.2 Maintenance of established areas	Area maintained (hectares)	51	51	51	51	51	51	100%	Continue Maintenance of 51 has. Of mangrove area was planted (2015-2021)
	Maintenance of mangrove planted	100%	100%	100%	100%	100%	1	100%	
c. Bamboo Plantation									
c.1 New Area established	Area planted (hectares)	20	2	18	0	0	20	100%	Finished planting of the 20 hectare bamboo plantation 2022 target.
	15,580	311,600	141,836	256,293	48,036	0	446,165	143%	Exceeded the budget because bamboo plantation area is not a mined out area and grass grows faster than what was observed in the mined out areas.
	no. of propagules planted	4,080	408	3,672	0	0	4,080	100%	Already accomplished in the 2 nd quarter 2022. 204 Culms per Hectare
c.2 Maintenance of established areas	Area maintained (hectares)	30	30	30	30	30	30	100%	Continue Maintenance of Planted Bamboo
	27,885	836,558	406,033	405,587	426,456	0	1,238,076	148%	Exceeded the budget because bamboo plantation area is not a mined out area and grass grows faster than what was observed in the mined out areas.
	no. of propagules maintained	6,120	6,120	6,120	6,120	6,120	6,120	100%	Continued maintenance of the previously planted bamboo propagules.
d. Seedlings production	no. of seedlings produced	90,000	17,668	5,168	48,117	25,928	96,881	108%	This seedling will be produced in 2022 for the 2023 planting to new area for rehab,
	15	1,350,000	284,179	310,454	438,658	0	1,033,292	77%	enrichment, donation and ornamental plants.
SUB Total		8,540,270	1,784,249	2,051,411	2,126,040	0	5,961,701	70%	FINANCIAL ACCOMPLISHMENT (4Q is not yet updated-waiting for end of quarter billing)

Section IV. 2 Land Resources - 2022 AEPEP Accomplishment



Map
Showing the Area Covered
For
Progressive Rehabilitation
of
Coral Bay Nickel Corporation
CY: January-November 2022

Item No.	Category	Project Facility (Disturbed Area)	Specific Area	Total No. of Trees	Total Area Covered per specific Area (Ha.)
1	Enrichment/Enhancement	TSF-1	Impoundment	24,681	3.7
			Fruit Trees	2,103	
		TSF-3	Embankment and Buffer	5,525	0.8
		Piersite	Buffer and Ancillaries	552	0.83
		N/A	Bongkibongkol	4,582	
2	Re-planting	TSF-3	Buffer and Ancillaries	750	0.115
		N/A	Bamboo	450	2
		N/A	Bongkibongkol	1,000	0.15
3	Tree Planting/New Area	TSF3 motorpool and Laboratory	Buffer and Ancillaries	6,806	1.53
		TSF-2	West Diversion Canal	2,880	0.7
			Bukit-bukit	7,500	3
			N/A	Bongkibongkol	30,000
Other Accomplishment					
4	Grass Planting	TSF-2	East Dam Slope		1.3
		TSF-3	Motorpool		1.7
5	Bamboo Planting	TSF-3	RTN Tenement	4,0820	20.0
Total				90,921	48

LEGEND

	MPSA Boundary
	PEZA Boundary
	CBNC Disturbed Area
	HPP Complex
	CBNC Rehabilitation Area
	2021 Bamboo Plantation
	2022 Bamboo Plantation
	New Area
	Enrichment Planting
	Re-planting
	Grasses

LEGEND

	MPSA Boundary
	PEZA Boundary
	CBNC Disturbed Area
	HPP Complex
	CBNC Rehabilitation Area
	2021 Bamboo Plantation
	2022 Bamboo Plantation
	New Area
	Enrichment Planting
	Re-planting
	Grasses

Section IV. 3 Land Resources - 2022 AEPEP Accomplishment



Top Soil Overlay. Around 0.5 meter thickness

Planting of native trees



Care for the newly planted trees.



***1.4 hectare newly planted
with trees at TSF-3
Motorpool for 4Q 2022.***

Section IV. 4 Land Resources - 2022 AEPEP Accomplishment



***1.3 hectare newly planted
with grass at TSF-2 North
Dam Slope for 4Q 2022.***



Section IV. 3 Land Resources - 2022 AEPEP Accomplishment



Top Soil Overlay. Around 0.5 meter thickness

Planting of native trees



Care for the newly planted trees.




1.4 hectare newly planted with trees at TSF-3 Motorpool for 4Q 2022.



Section IV. 4 Land Resources - 2022 AEPEP Accomplishment



1.3 hectare newly planted with grass at TSF-2 North Dam Slope for 4Q 2022.

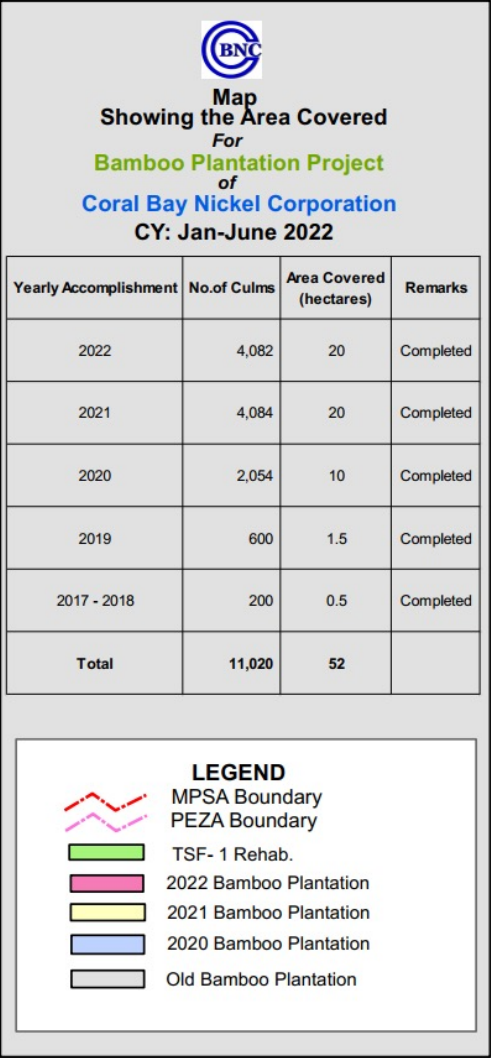
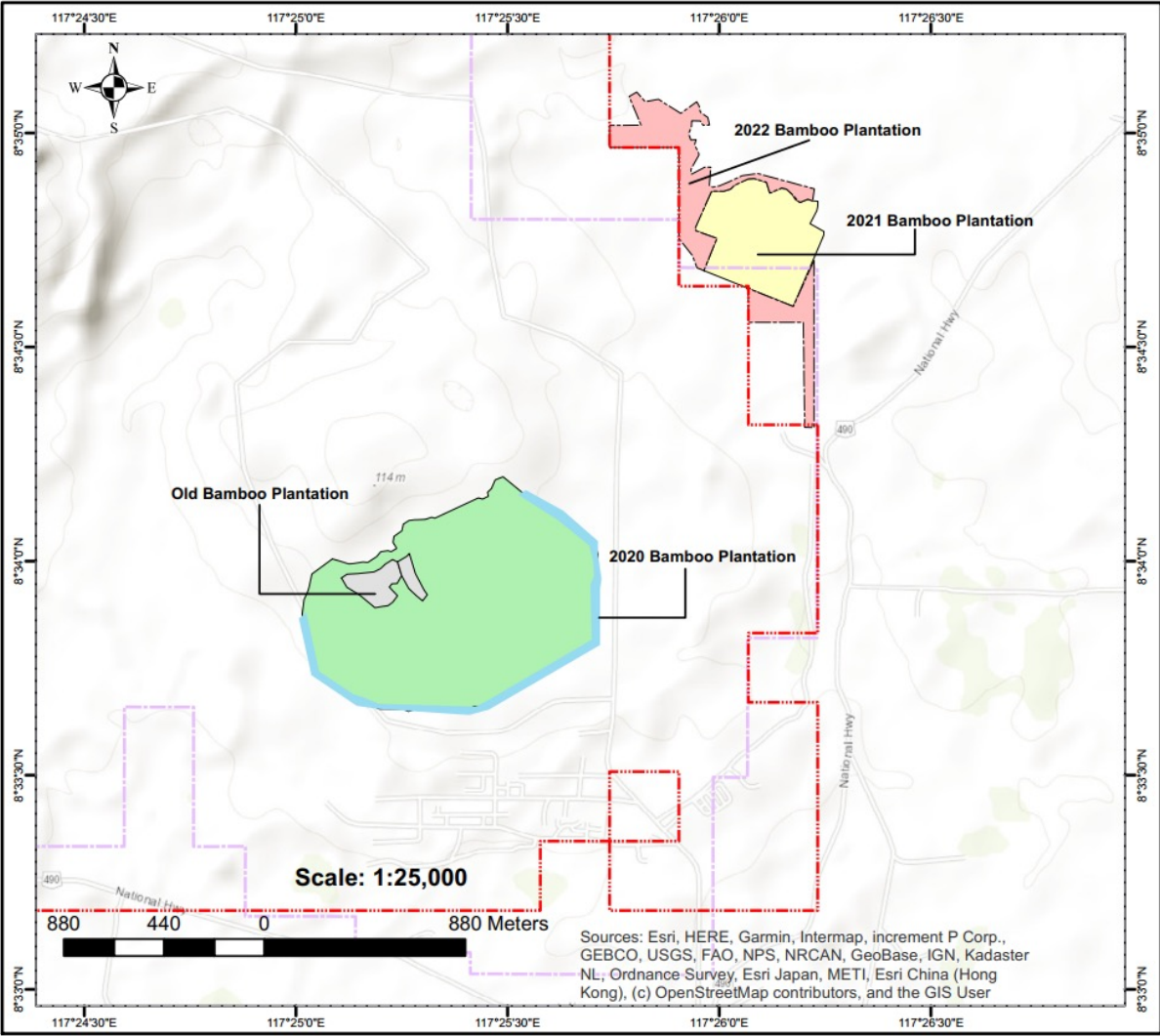


Section IV. 6 Land Resources - 2022 AEPEP Accomplishment



Maintenance and Protection of Recent Reforestation Area at Piersite Buffer Zone.

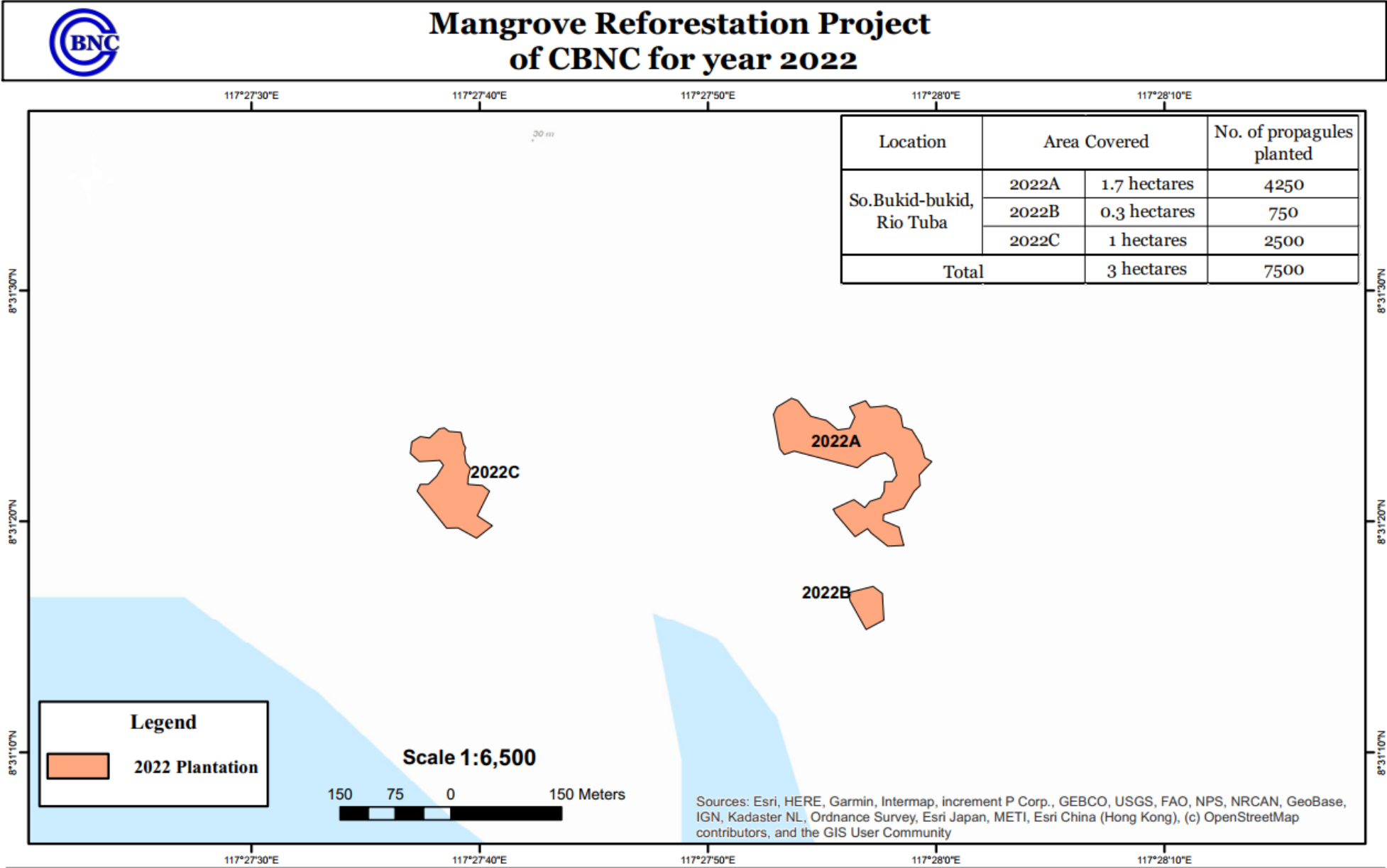
Section IV. 7 Land Resources - 2022 AEPEP Accomplishment for Bamboo Plantation Project



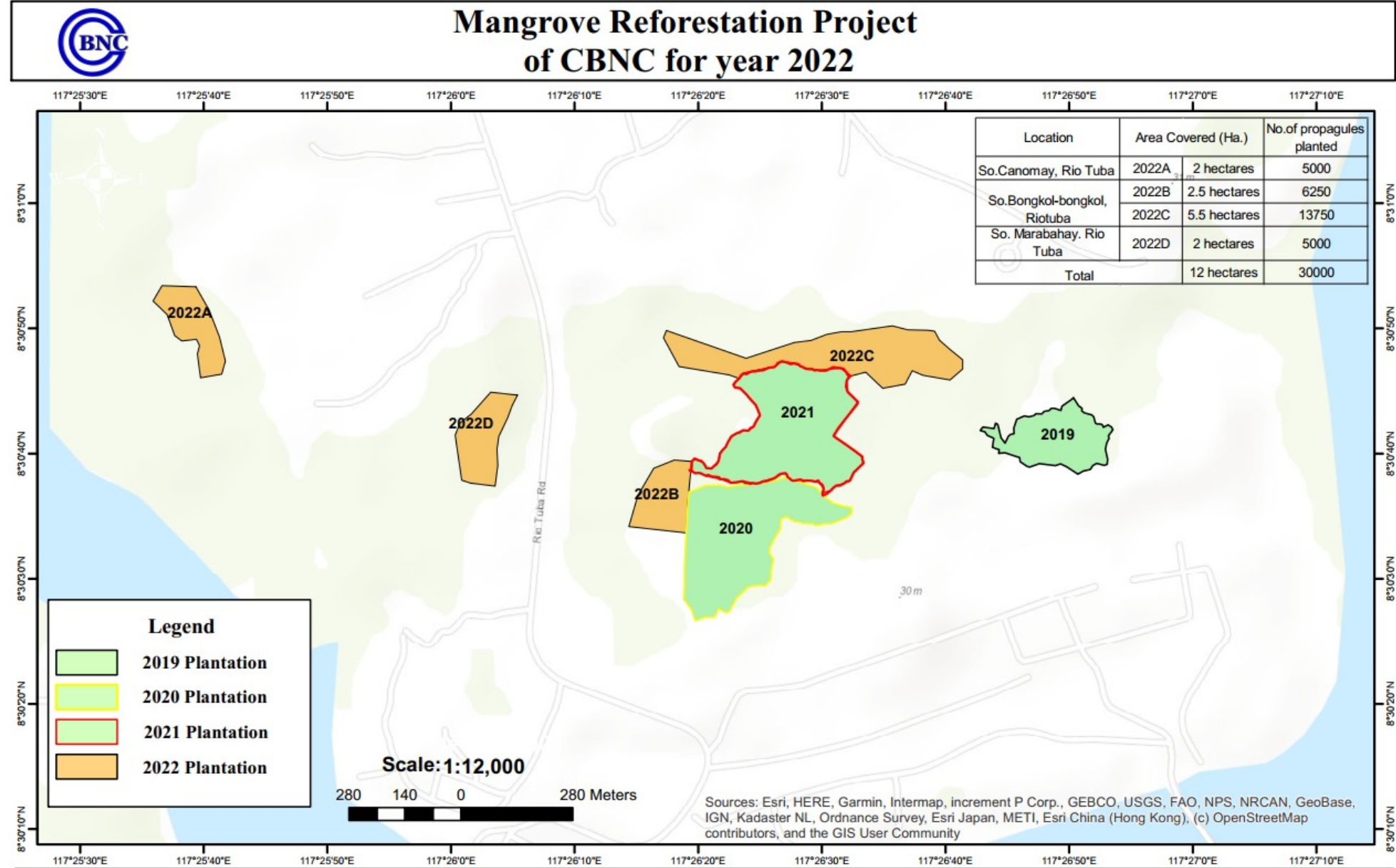
- Completed 20 hectares bamboo plantation in Bohoy Road near TSF-3 Buffer zone.
- A total of 4,082 bamboo culms was planted within the acquired lot of



Section IV. 10 Land Resources - 2022 AEPEP Accomplishment_Mangrove Reforestation So. Bukid-bukid



Section IV. 11 Land Resources - 2022 AEPEP Accomplishment_Mangrove Reforestation_So. Bongkol-bongkol, Canomay, Marabahay



Section IV. 12 Land Resources – Seedlings Donations to Schools in Bataraza and Brooke's Point



***Donated 1,000 Plus
Seedlings for Native
Trees and Ornamental
Plants in PSU Bataraza***



***Donated 600 Plus
Seedlings for Native
Trees and Ornamental
Plants to Schools in
Brooke's Point***

Section V. Water Resource and Quality - 2022 AEPEP Accomplishment

2022 AEPEP Activities	Unit of Work Measure (UWM)	Annual Physical / Financial Target, Php	Quarterly Physical / Financial Accomplishment				Total as of this Quarter	% Accomplishment	REMARKS
	Unit Cost, Php		1stQ	2ndQ	3rdQ	4thQ			
2. Water Resource and Quality								93%	PHYSICAL ACCOMPLISHMENT
a. Water Pollution Control Facilities									
a.1 Operation of Final-Neutralization Plant	no. of fully operational final neutralization plant	2	2	2	2	2	2	100%	Continuously operated
	no. of days operational final neutralization plant	365	90	79	92	92	353	97%	
	3,727,008	1,360,357,747	426,572,769	493,724,817	613,962,074	0	1,534,259,659	113%	
a.2 Operation of Tailings Storage Facilities (TSF)	no. of fully operational TSF	1	1	1	1	1	1	100%	TSF is operational throughout the year.
	no. of days of fully operational TSF	365	90	91	92	92	365	100%	
	54,809	20,005,191	1,320,983	8,681,612	5,001,298	0	15,003,893	75%	
b.1 Water Quality Monitoring - (Effluent) and Water Bodies	no. of submissions to laboratory for analysis	12	3	3	3	3	12	100%	Conducted sampling as planned
	26,406	316,876	73,080	136,600	280,733	0	490,413	155%	
	no. of lots of sampling materials/equipment utilized	12	3	3	3	3	12	100%	
	6,192	74,300	0	0	0	0	0	0%	
	No. of sampling conducted	264	66	66	66	66	264	100%	Sampling conducted per month to 22 stations
	No. of parameters measured per sample	16	16	16	16	16	16	100%	Analyzed parameters: As, Cd, COD, Cu, Fe, Pb, Mn, Hg, Ni, O&G, pH, Se, Temp. TSS, Zn, Cr6+.
b.2 Water Quality Monitoring - Ground Water Quality Monitoring	No. of sampling conducted	24	6	6	6	6	24	100%	Conducted sampling as planned
	No. of parameters measured per sample	14	14	14	14	14	14	100%	pH, Temp., TSS, Mn, As, Cd,Pb,Ni, COD, Se, Fe, Cu, Zn, Hg
c. Solid Waste Management									
c.1 Non-Hazardous Waste Management	No. of days of wastes collection	313	77	79	79	79	314	100%	No collection during Sundays. Practiced solid waste segregation at source and complied RA 9003
	41,102	12,865,000	2,419,653	1,551,626	1,882,925	0	5,854,204	46%	
	Amount of wastes generated (Tons)	2,600	418	475	365	247	1,505	58%	
c.2 Hazardous Waste Management	No. of Transport and Treatment	3	1	1	0	1	3	100%	March 26, 2022 Date of Treatment for the first transported wastes this year as per Certificate of Treatment (COT).
	878,333	2,635,000	102,971	1,161,401	164,238	0	1,428,609	54%	Still waiting for billing from Transporter and Treater.
	Amount of wastes generated (Tons)	100	22	29	20	26	98	98%	39 Tons of various hazardous wastes was treated as of 2nd quarter as per COT.
d. Coal ash sampling & analysis	No. of analysis conducted	2	1	0	0	1	2	100%	1H2022, there are 2 stations per sampling (Line 1 and 2 coal ash)
	133,153	266,306	0	13,560	0	0	13,560	5%	
	No. of sampling conducted	4	2	0	0	2	4	100%	
	No. of parameters measured per sample	8	8	0	0	8	8	100%	Parameters: Pb, As, Hg, Cd, Cr, Ba, Se, F
e. Fish tissue & sediment sampling & analysis	No. of analysis conducted	2	1	0	0	1	2	100%	Analysis conducted in 1Q2022
	205,800	411,600	0	132,567	0	0	132,567	32%	
	No. of sampling conducted	34	17	0	0	17	34	100%	
	No. of parameters measured per sample	7	7	0	0	7	100%	14%	Parameters: As, Cr, Co, Ni, Pb, Hg and Cd
SUB Total		1,396,932,020	430,489,456	505,402,182	621,291,267	0	1,557,182,906	111%	FINANCIAL ACCOMPLISHMENT (4Q is not yet updated- waiting for end of quarter billing)

Section V. 1 Water Resource and Quality - 2022 AEPEP Accomplishment



**October 04, 2022
Seagrass Re-planting**



**October 07, 2022 Polyculture Pen at
CBNC causeway**



**October 11, 2022 Sediment and
Water Sampling**



**October 13,2022
Bacteria & Chlorine Sampling**



November 22, 2022 MMT Water Sampling.

Section VI Noise - 2022 AEPEP Accomplishment



2022 AEPEP Activities	Unit of Work Measure (UWM)	Annual Physical / Financial Target, Php	Quarterly Physical / Financial Accomplishment				Total as of this Quarter	% Accomplishment	REMARKS
	Unit Cost, Php		1stQ	2ndQ	3rdQ	4thQ			
3. Noise								100%	PHYSICAL ACCOMPLISHMENT
a. Noise Monitoring Activities	No. of monitoring conducted	12	3	3	3	3	12	100%	Conducted Activity
	175	2,100	525	525	525	525	2,100	100%	
	No. of sampling stations	84	21	21	21	21	84	100%	
SUB Total		2,100	525	525	525	525	2,100	100%	FINANCIAL ACCOMPLISHMENT

Section VII Air Quality - 2022 AEPEP Accomplishment

2022 AEPEP Activities	Unit of Work Measure (UWM)	Annual Physical / Financial Target, Php	Quarterly Physical / Financial Accomplishment				Total as of this Quarter	% Accomplishment	REMARKS
	Unit Cost, Php		1stQ	2ndQ	3rdQ	4thQ			
4. Air Quality								100%	PHYSICAL ACCOMPLISHMENT
a. Air Pollution Control Facilities	no. of fully operational Air Pollution Control Facilities plant	4	4	4	4	4	4	100%	Continuously Operated
	no. of days operational final neutralization plant	326	90	79	92	46	307	94%	
	1,118,327	364,574,655	126,898,204	164,135,978	216,745,415	0	507,779,597	139%	
b. Air Quality Monitoring - TSP/PM 10 Air Sampling (1 hour), NOx and Sox (1 hour), Acid Mist Inside Plantsite (1 hour)	Monthly Lab. Analysis Cost	12	3	3	3	3	12	100%	Conducted
	5,864	70,364	16,200	10,800	16,848	0	43,848	62%	Conducted
	Monthly Materials/Equipment Cost	12	3	3	3	3	12	100%	Cleaning of equipment only.
	42,957	515,479	0	0	0	0	0	0%	No material cost for this quarter
	No. of sampling conducted	204	51	51	51	51	204	100%	17 Stations per Month
	No. of parameters measured per sample	1	1	1	1	1	1	100%	1 parameter per station. Some for TSP/PM10 and Acid Mist, Nox and Sox for others
	No. of Activity	1	0	1	0	0	1	100%	
c. Stack Sampling	1,355,415	1,355,415	0	0	870,524	0	870,524	64%	June 20-25, 2022 by OMLI SET Team and witnessed by Engr. Erwin Lizardo EMB MIMAROPA
	No. of sampling conducted	13	0	13	0	0	13	100%	
	No. of parameters measured per sample	3	0	3	0	0	3	100%	
	No. of CGA conducted	1	0	0	1	0	1	100%	
d. Cylinder Gas Audit (CGA) for Continuous Emission Monitoring System (CEMS)	316,613	316,613	0	0	316,613	0	316,613	100%	Conducted September 14. All CEMS are accurate base on CGA. Witnessed by Engr. Mark Rogel of EMB MIMAROPA
	No. of sampling conducted	7	0	0	7	0	7	100%	
	No. of parameters measured per sample	3	0	0	3	0	3	100%	
SUB Total		366,832,526	126,914,404	164,146,778	217,949,400	#REF!	509,010,582	139%	FINANCIAL ACCOMPLISHMENT (4Q is not yet updated-waiting for end of quarter billing)

Section VII.1 Air Quality - 2022 AEPEP Accomplishment



***November 22, 2022
MMT Air Sampling***

Section VII.2 Conservation Values- 2022 AEPEP Accomplishment

2022 AEPEP Activities	Unit of Work Measure (UWM)	Annual Physical / Financial Target, Php	Quarterly Physical / Financial Accomplishment				Total as of this Quarter	% Accomplishment	REMARKS
	Unit Cost, Php		1stQ	2ndQ	3rdQ	4thQ			
5. Conservation Values								103%	PHYSICAL ACCOMPLISHMENT
a. ICRMP (Partner with Bataraza LGU)	No.of project implemented	1	1	1	1	1	1	100%	1. Drafting of the ICRM plan this December 2022.2. TWG members from MENRO, PCSD, CENRO, and CBNC will conduct a two-day write-shop for the remaining components and finalization of the plan before submitting it to CBNC management and the LGU for final review. (The tentative schedule for the write-shop activity will be on December 20 and 21, 2022.)
		3,550,000	80,000	0	114,498	0	194,498	5%	
	Progress report prepared	4	1	1	1	0	3	75%	
b. Carbon Sink Program (Mangrove Forest Protection & Enhancement)	MOA signed	1	1	0	0	1	2	200%	01DEC2022- Meeting with CENRO for the finalization of the MOA. Activities must be done in 2023.
	40,000	40,000	0	0	0	0	0	0%	
c. Maintenance of Bio Indicators	No.of project implemented	1	1	1	1	1	1	100%	Progress Report is Prepared
		367,800	23,007	4,715	136,790	0	164,512	45%	
	Progress report prepared	4	1	1	1	0	3	75%	
d. CRA	No. of Activity	1	0	1	0	0	1	100%	Conducted May 23-28, 2022 (by Mr. Perez of Threesevens)
	239,940	239,940	0	62,350	0	0	62,350	26%	
e. Fauna	No. of Activity	1	0	1	0	0	1	100%	Conducted June 12-18, 2022 (by For. De Guia of Ferestereplan)
	309,441	309,441	0	202,883	26,835	0	229,718	74%	
f. Flora	No. of Activity	1	0	1	0	0	1	100%	Conducted May 30-June 4, 2022 (by For. Castillo of Foresterei)
	265,100	265,100	0	61,155	75,000	0	136,155	51%	
g. Coastal Resources Protection and Enhancement of Ameril and Ursula Islands	No. of Activity	4	1	1	1	1	4	100%	1. 4Q2022, delivery of 160 liters of diesel for monitoring and patrolling activities on the island. 2. Provision of 10 units of life jackets for M/B Ursula Boat 3. The 4th en banc PAMB meeting was conducted on November 25, 2022. (MOM to be submitted by the secretariat) 4. Finalization of the deed of conveyance for the M/B Ursula donation (This is being reviewed by the Legal Department.) 5. Maintenance and repair for M/B Ursula will be scheduled for the last week of December.
	290,277	1,161,108	241,182	115,053	141,685	0	497,920	43%	
h. Piersite Nursery (Mangrove and other Trees)	No. of nursery maintained	1	1	1	1	1	1	100%	Continued operation of Nursery.
	18,500	74,000	0	0	0	0	0	0%	
i. Support to National and International Environmental Activities									
i.1 Solid Waste Month (Jan)	No. of Activity	1	1	0	0	0	1	100%	Conducted. January 29, 2022 Food 20,650, shirt,tarp 32,944
	101,000	101,000	53,594	0	0	0	53,594	53%	
i.2 World Wildlife Day (Mar)	No. of Activity	1	1	0	0	0	1	100%	Conducted. March 12, 2022 Shirts, snacks and prizes and Tarp
	116,000	116,000	40,000	0	0	0	40,000	34%	
i.3 Earth Hour (Mar)	No. of Activity	1	1	0	0	0	1	100%	Conducted. March 26, 2022
	80,000	80,000	0	3,840	0	0	3,840	5%	
i.4 Month of the Ocean (May)	No. of Activity	1	0	1	0	0	1	100%	Conducted May 14, 2022 No billing yet
	80,000	80,000	0	0	30,432	0	30,432	38%	
i.5 Arbor Day, Shokoju Day and World Environment Day (Jun)	No. of Activity	1	0	1	0	0	1	100%	Conducted June 11, 2022 No billing yet
	80,000	80,000	0	0	307,764	0	307,764	385%	
i.6 International Coastal Cleanup and World Bamboo Day (Sep)	No. of Activity	1	0	0	1	0	1	100%	Conducted September 27, 2022. CENRO Brooke's Point, LGU Rio Tuba, Sitio Tagdalongon Residents and Sanguniang Kabataan of Bataraza.
	80,000	80,000	0	0	166,805	0	166,805	209%	
SUB Total		6,544,389	334,776	445,281	748,521	0	1,528,578	23%	FINANCIAL ACCOMPLISHMENT (4Q is not yet updated-waiting for end of quarter billing)

Section VII.4 Conservation Values- 2022 AEPEP Accomplishment



Mr. Tornisio Mastari received a Certificate of Recognition in honor of his retirement.



Employees of CBNC and IP contractors smile broadly in celebrating the National Indigenous Peoples Month.



DPM Yoshida gave his special message to the IP's



IP's playing their cultural games called supok (blow gun)



IP's served their cultural foods



IP's performed their traditional and cultural dance

2022 National Indigenous Peoples Month_October 29, 2022

This year's celebration has a theme of "Pagtataguyod ng Pamayanang Kultural para sa Isang Matatag na Pilipinas." It is centered on the responsibility of cultural communities to sustain the IP's culture amid modern times and the pandemic. At present, 85% of the personnel working for plant nursery operation, tree planting, slope stabilization, TSF-1 care, maintenance, and production, landscaping projects, hydrometallurgical processing plant (HPP) solid waste management, and hazardous waste management.

Section VIII Environmental Research-2022 AEPEP Accomplishment

2022 AEPEP Activities	Unit of Work Measure (UWM)	Annual Physical / Financial Target, Php	Quarterly Physical / Financial Accomplishment				Total as of this Quarter	% Accomplishment	REMARKS
	Unit Cost, Php		1stQ	2ndQ	3rdQ	4thQ			
6. Environmental Research								75%	PHYSICAL ACCOMPLISHMENT
a. Bamboo Growth Performance on Dried Tailings Soil Study	Research conducted	1	1	1	1	1	1	100%	Field planting conducted last January 26 - 28, 2022; Watering and Maintenance continuously conducted from planting to recent; Fertilizer application and Data gathering for culm height and counting of culms was conducted on March 28, 2022
	-								
	Progress Report submitted/prepared	4	1	1	1	0	3	75%	Research progress report is prepared.
b. Seagrass Enhancement	Research conducted	1	1	1	1	1	1	100%	On-going evaluation of the sea grass growth and survival performance.
	-								Operational Expense
	Progress Report submitted/prepared	4	1	1	1	0	3	75%	Research progress report is prepared.
c. Fish at Kinurong	Research conducted	1	1	1	1	1	1	100%	On going evaluation of the fish stock status.
	-								Operational Expense
	Progress Report submitted/prepared	4	1	1	1	0	3	75%	Research progress report is prepared.
d. Soil Amelioration	Research conducted	1	1	1	1	1	1	100%	Tailings Sample Analysis for Microbial content
	Progress Report submitted/prepared	4	0	1	1	0	2	50%	Research progress report is prepared.
	Established Plots	15	0	0	0	0	0	0%	
	147,280	2,209,200	0	13,300	0	0	13,300	1%	Expenses for Soil Microbial Analysis
SUB Total		2,209,200	0	13,300	0	0	13,300	1%	FINANCIAL ACCOMPLISHMENT (4Q is not yet updated- waiting for end of quarter billing)

Section VIII.1 Environmental Research-2022 AEPEP Accomplishment

GROWTH PERFORMANCE OF BAMBOO ON DRIED TAILINGS SOIL

Activities	2022			
	1QTR	2QTR	3QTR	4QTR
Site preparation and field planting				
Gathering of soil sample for analysis				
Maintenance, monitoring and data gathering				
Research Writing				
Report Submission				



On going drafting the research paper for this study. The final draft will be submitted on or before December 15, 2022.



Section VIII. Environmental Research-2022 AEPEP Accomplishment

SOIL AMELIORATION STUDY

Activities	2022			
	1QTR	2QTR	3QTR	4QTR
Planting material preparation				
Site Identification and Inspection		June 13, 2022		
Gathering of Soil sample for Microbial and pH Analysis		June 18, 2022		
Preparation and mixing of tailings soil & soil ameliorant, and monitoring of soil structure				
Report writing				

Note:

The work request for rental of equipment to be used in hauling tailings soil have been generated. Hauling and stocking of tailings soil will be executed once weather is favorable and safe access to TSF-2 is available.

Section VIII Environmental Research-2022 AEPEP Accomplishment

Seagrass Enhancement at CBNC Causeway



High survival rate of seagrass planted was observed during monitoring. Continuous re-planting and enhancement also is conducted. Presence of echinoderms like sea cucumber are found around the panting area.

Section VIII Environmental Research-2022 AEPEP Accomplishment

Fish Stock Enhancement at Lower Kinurong



on going improvement and extension of fish enhancement facility conducted.



60% of the fish stock are already adults that is capable of reproduction.

Section IX. Others (Administration, Compliance Management and MEPEO Operation)-2022 AEPEP Accomplishment



2022 AEPEP Activities	Unit of Work Measure (UWM)	Annual Physical / Financial Target, Php	Quarterly Physical / Financial Accomplishment				Total as of this Quarter	% Accomplishment	REMARKS
	Unit Cost, Php		1stQ	2ndQ	3rdQ	4thQ			
7. Others (Administration, Compliance Management and MEPEO Operation)								95%	PHYSICAL ACCOMPLISHMENT
a.1 MEPEO Operation	MEPEO Operationalized	1	1	1	1	1	1	100%	Continue Operation and Management of MEPEO
	No. of months operated	12	3	3	3	3	12	100%	
	155,306.77	1,863,681	3,468,758	4,116,013	9,719,579	0	17,304,350	929%	
a.2 Office Management (inc. safety, PPE issuance, transportation, materials & Equipment for Envi. Mgt., etc.)	No. of months managed	12	3	3	3	3	12	100%	CoVid-19 protocols are continuously implemented.
	7,667	92,000	52,982	0	1,478,524	0	1,531,505	1665%	
a.3 Covid-19 Prevention Activities in the Workplace	No. of Activity	12	3	3	3	3	12	100%	
	3,333	40,000	0	0	0	0	0	0%	Conducted April 9-10, 2022. A total of 7 instruments for air and water sampling.
a.4 Calibration of Monitoring Instruments	No. of Calibration	1	0	1	0	0	1	100%	
	39,375	39,375	0	0	45,000	0	45,000	114%	
a.5 Envi. Monitoring Equipment Maintenance & Repairs	No. of maint and repair	12	3	3	3	3	12	100%	Note: 3Q is an adjustment because of the 2Q2022 expense adjustment.
	108,692	1,304,298	162,378	1,237,724	-158,242	0	1,241,860	95%	
b. Maintenance of Integrated Management System	Audit conducted	4	1	1	1	1	4	100%	2nd Ext Audit- Oct. 7, 2nd Int. Audit Sep. 19-23 last week.
	156,000	623,999	3,750	91,755	54,155	0	149,660	24%	
c. Permitting and Compliance (Regulatory Fees, New Application, Amendment and Renewal)	Permitting Compliance Activity conducted	4	1	1	1	1	4	100%	Tailings Mgt. Sys. Conformance to GISTM and Activities for ECC Amendment
	2,791,908	11,167,631	648,671	3,589,845	946,569	0	5,185,084	46%	
d. MMT validation and sampling	MMT Monitoring Conducted	4	1	1	1	1	4	100%	November 22-26, 2022 MMT 3Q 2022
	413,560	1,654,240	316,553	901,638	217,386	0	1,435,577	87%	
e. MRFC Meeting	Meeting conducted	4	2	0	1	1	4	100%	Dec 13 - 4Q 2022 MRFC Meeting Expenses for 1Q2022 MRFC Meeting
	118,400	473,600	106,990	27,066	47,968	0	182,024	38%	
f. EMB Monitoring/Validation	Monitoring conducted	1	0	1	0	0	1	100%	Awaiting schedule of EMB MIMAROPA on the regular EMB Validation. Note: EMB Conducted New Monitoring to ECP's. 1H2022 was conducted last June 28-30, 2022.
	53,908	53,908	0	0	18,540	0	18,540	34%	
g. MGB Inspections	SHES Monitoring conducted	1	0	1	0	0	1	100%	June 1-3, 2022 by MGB MIMAROPA
g.1SHES (RO)		50,000	0	9,500	0	0	9,500	19%	
g.2 TSHES/MPP (RO)	TSHES/MPP monitoring conducted	1	1	0	0	0	1	100%	March 2-7, 2022 by MGB MIMAROPA
	60,000	60,000	52,358	538	6,450	0	59,346	99%	
g.3 Mill Tailings Fee Inspection	Inspection conducted	2	0	0	0	0	0	0%	For 1H2022 MGB MIMAROPA will possibly conduct on July 2022
	5,314	10,628	0	0	0	0	0	0%	
h. PEZA Annual Inspection for PTO Renewal	Inspection conducted	1	1	0	0	0	1	100%	March 22-26, 2022, by MEZ
	150,000	150,000	91,250	4,800	0	0	96,050	64%	
i. IEC for Stake Holders, Visitors and Workers.	IEC Conducted	6	2	2	0	3	7	117%	Please see photos
	46,333	278,000	185,160	0	126,600	0	311,760	112%	
SUB Total		17,861,359	5,088,851	9,978,879	12,502,528	0	27,570,258	154%	FINANCIAL ACCOMPLISHMENT (4Q is not yet updated- waiting for end of quarter billing)

Section IX. Others (Administration, Compliance Management and MEPEO Operation)-2022 AEPEP Accomplishment



October 04, 2022 MRFC Meeting



October 08, 2022 DMTG Meeting



**October 14, 2022 ISO Surveillance
Audit**



October 18-20, 2022 PMIEA Validation



October 21, 2022 IAT Meeting

Section IX. Others (Administration, Compliance Management and MEPEO Operation)-2022 AEPEP Accomplishment



October 22, 2022 First Aid Drill at TSF 1



October 25, 2022 Scrap Disposal Worker Safety Orientation



October 05, 2022 IEC at Bataraza on World Teacher's Day Celebration



October 07, 2022 IEC to RT Brgy. Council for Issues & Concerns Gathered From Public Hearing



October 12, 2022 IEC to Shutdowners



October 26, 2022 IEC to SMMPH Personnel

Section IX. Others (Administration, Compliance Management and MEPEO Operation)-2022 AEPEP Accomplishment



November 04, 2022 – IEC to Shutdowners



November 07, 2022 – IEC to Taratak Brgy. Council for ECC Amendment



November 11, 2022 – IEC to Sandoval Brgy. Council for ECC Amendment



November 07, 2022 – IEC to WESCOM OJTs about Nursery Management

Section IX. Others (Administration, Compliance Management and MEPEO Operation)-2022 AEPEP Accomplishment



November 7-9, 2022 – World Town Planning Day_31st PIEP National Convention at Legazpi City, Albay



November 16, 2022 PEMU Palawan Visits SLF at GP 28



November 7-11, 2022 – Mechanical & Electrical Installations Inspection, PTO



November 22-26, 2022 MMT 3rd Quarter 2022 Validation

Section IX. Others (Administration, Compliance Management and MEPEO Operation)-2022 AEPEP Accomplishment



November 14-18, 2022 ANMSEC at Baguio City

Section IX. Others (Administration, Compliance Management and MEPEO Operation)-2022 AEPEP Accomplishment



November 25, 2022 Re – Education of Applicable IMS & EMQCS Procedures (Level 01 – 04)



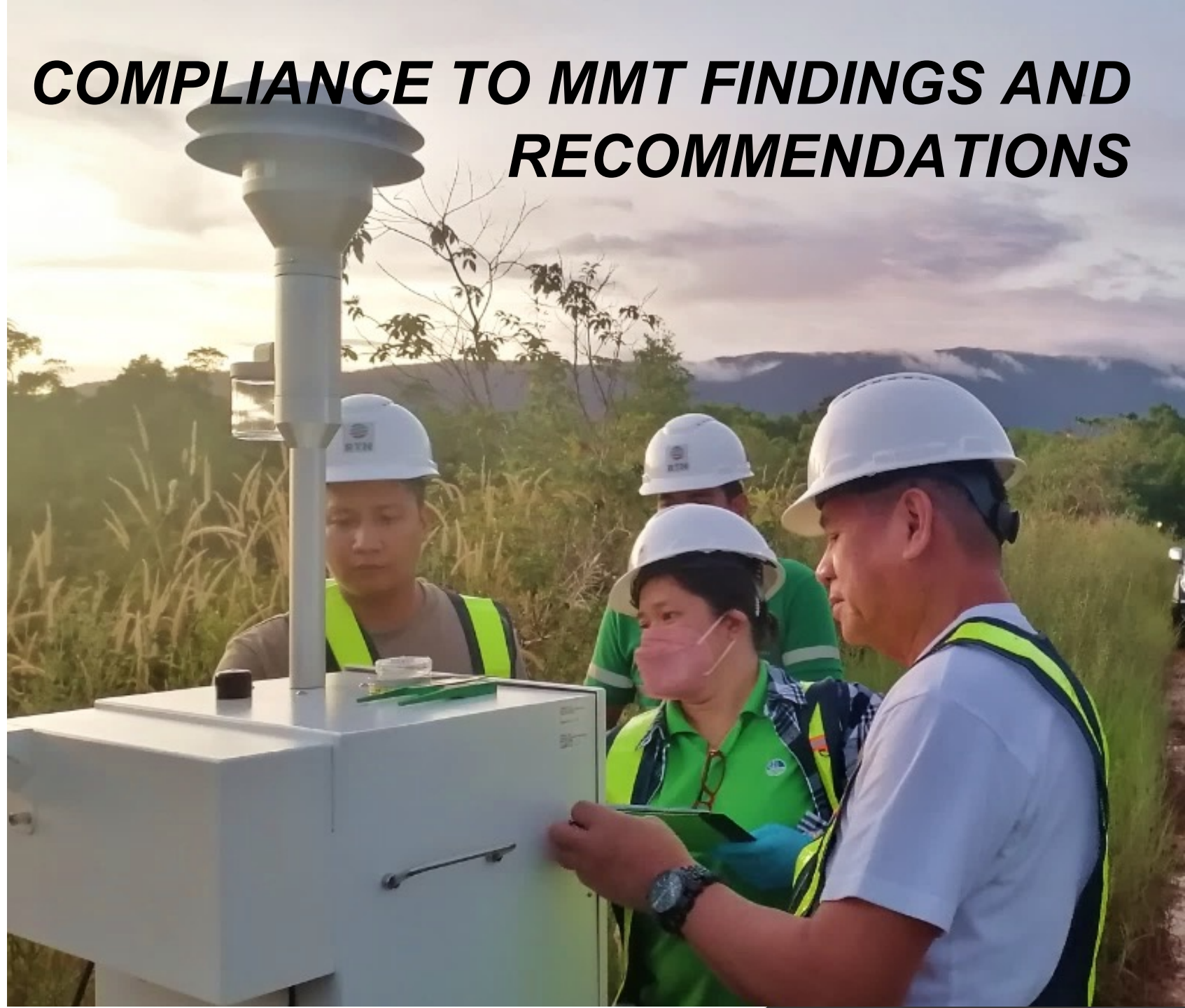
November 25, 2022 Protected Area Management Board (PAMB) Meeting



November 28, 2022 – Philippine Coast Guard (PCG) Inspection of CBNC Oil Water Separator (OWS)

Section X

COMPLIANCE TO MMT FINDINGS AND RECOMMENDATIONS



Section X.1 Compliance to MMT Findings & Recommendations (November 21-27, 2022 –Validation, Inspection & Sampling)

Commitment - MMT Findings & Recommendations	Compliance Status	Area	Update as of December 7, 2022
Hazardous Waste Drums at Utilities L2 and Material Recovery Facility should be installed with label (include prescribed yellow label	completed	Utilities Line 2/ HWA	Installed signage and labels. Please see photo documentation.
Installation of sign board and discharge permit to the Coal Silt Pond of Piersite	completed	EMQCS and PLD	Installed sign board and discharge permit. Please see photo documentation.
MMT 2023 Work and Financial Plan is still for finalization because the budget for member capacity building is requested to be increased	For finalization	MMT	Waiting for proposals from MMT members
Good practices especially on reforestation was commended and applauded by the MMT	Appreciated by CBNC	EMQCS	Shall continue its best reforestation practices

Note:


No major findings and still good safety and environmental management performance are evident as per MMT reports.

Section X.1 Compliance to MMT Findings & Recommendations (November 21-27, 2022 –Validation, Inspection & Sampling)



**Hazardous Waste Drums at
Utilities L2 and Material
Recovery Facility with
hazardous and yellow label**

Section X.1 Compliance to MMT Findings & Recommendations (November 21-27, 2022 –Validation, Inspection & Sampling)



Sign board and
discharge permit to
the Coal Settling Pond
of CBNC Piersite



Section XI

LATEST DRONE PHOTOS OF CBNC PROJECT

Section XI.1 TSF-1 Rehabilitation



December 4, 2022



Section XI.2 TSF-2 Operation




December 4, 2022

Section XI.3 TSF-3 Construction



November 29, 2022

Section XI.4 CBNC HPP Complex



October 1, 2022



Section XI.5 Piersite Operations



December 4, 2022

