



Regional COVID-19 Case Tracker

MIMAROPA Region

Data Updated as of
March 20, 2023

42,740

TOTAL COVID-19 Cases*

Province

- ☐ Marinduque
- ☐ Occidental Mindoro
- ☐ Oriental Mindoro
- ☐ Palawan
- ☐ Puerto Princesa City
- ☐ Romblon

16 new active case(s)

Total ACTIVE **19** (0.0%)

10 new recovery(ies)

Total RECOVERIES **40,858** (95.6%)

0 new death(s)

COVID-19 DEATHS **1611** (3.8%)

* Cases positive on RT-PCR test only.

Counting of cases is based on onset date of illness (or of exposure or date of testing if asymptomatic)

Weekly Surveillance Update

Morbidity Week 11 (Mar 12-18, 2023)

LOCATION OF ACTIVE COVID-19 CASES
IN MIMAROPA REGION





Regional COVID-19 Case Tracker

MIMAROPA Region

Updated on **March 20, 2023**

42,740

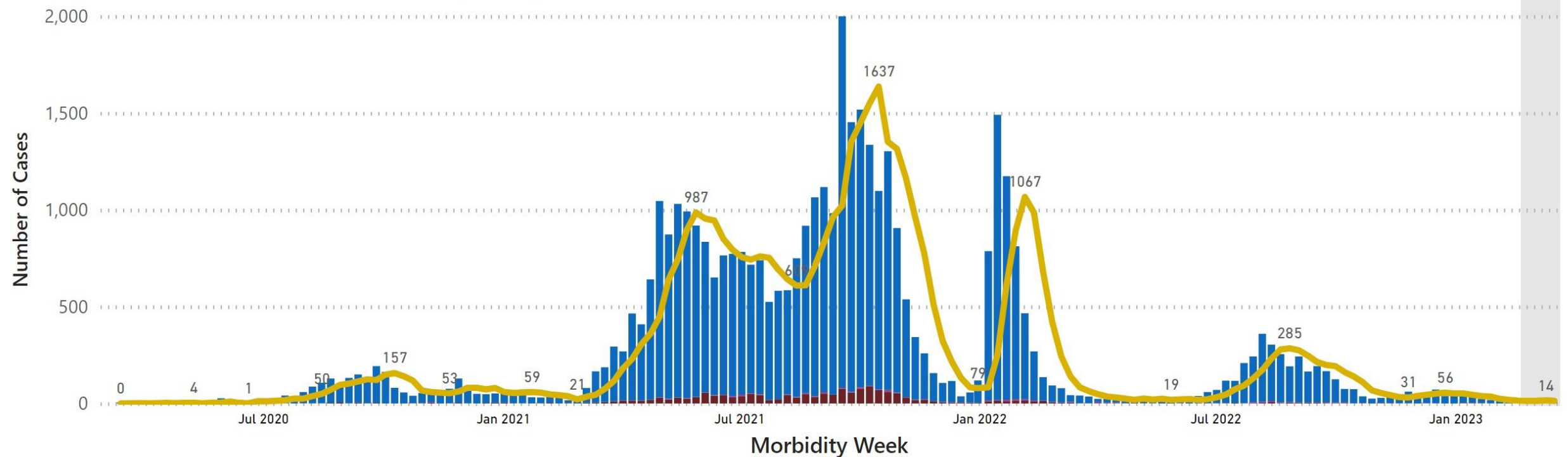
TOTAL COVID-19 Cases

Province

- ☐ Marinduque
- ☐ Occidental Mindoro
- ☐ Oriental Mindoro
- ☐ Palawan
- ☐ Puerto Princesa City
- ☐ Romblon

Distribution of Cases* by Morbidity Week

● Active ● Died ● Died (Non-COVID) ● Recovered ● Average (4-wk period)



* **Cases positive on RT-PCR test only.** Counting of cases is based on onset date of illness (or of exposure or date of testing if asymptomatic)

DISCLAIMER: Collection and reporting of COVID-19 data is a continuing process and errors may occur at any given time. Readers/users of data on this dashboard are advised to verify and/or double check from concerned LGU sources. CHD MIMAROPA/CRE@TE shall not be held responsible for errors, nor liable for damage(s) resulting from the use or reliance upon this material.



Regional COVID-19 Case Tracker

MIMAROPA Region

Updated on **March 20, 2023**

42,740

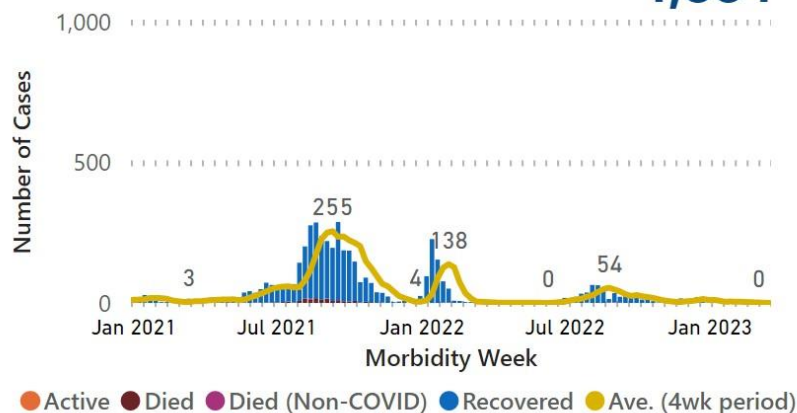
TOTAL COVID-19 Cases

Outcome

- ☐ Active
- ☐ Died
- ☐ Died (Non-COVID)
- ☐ Recovered

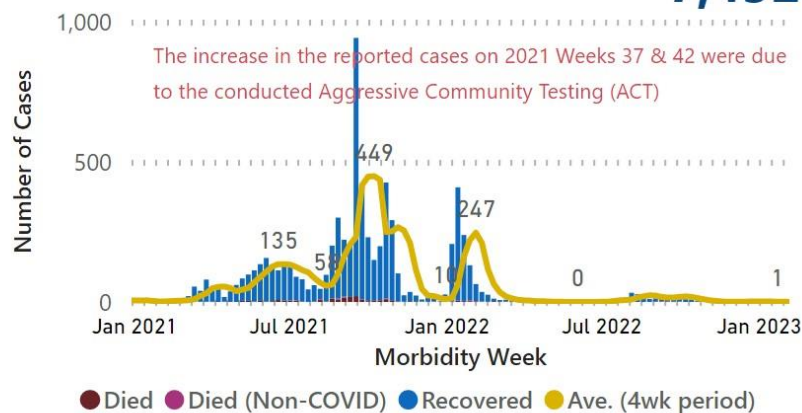
MARINDUQUE

4,884



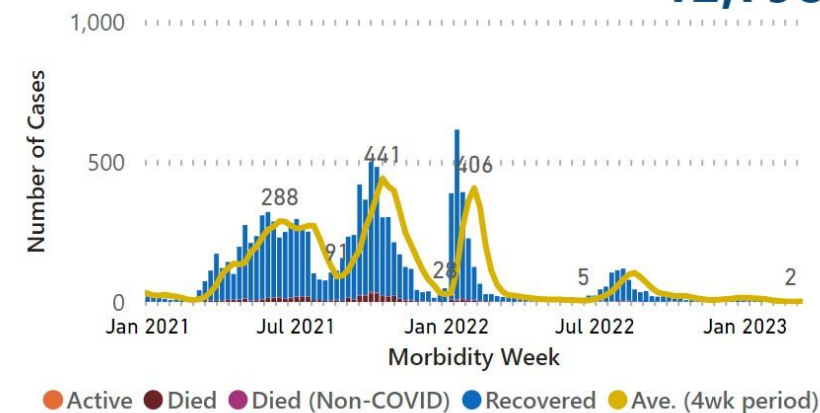
OCCIDENTAL MINDORO

7,452



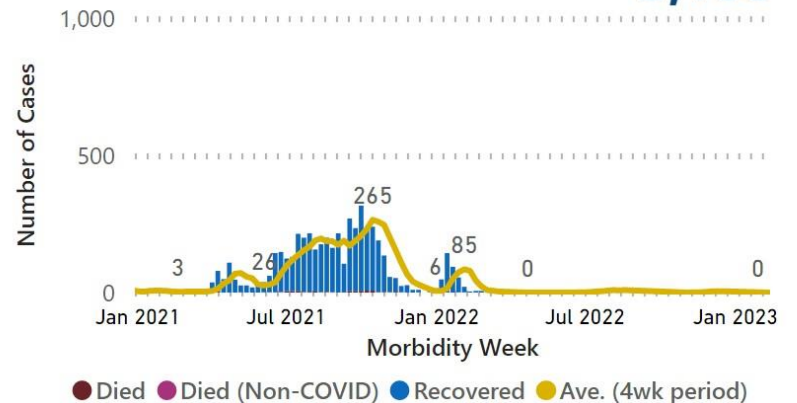
ORIENTAL MINDORO

12,798



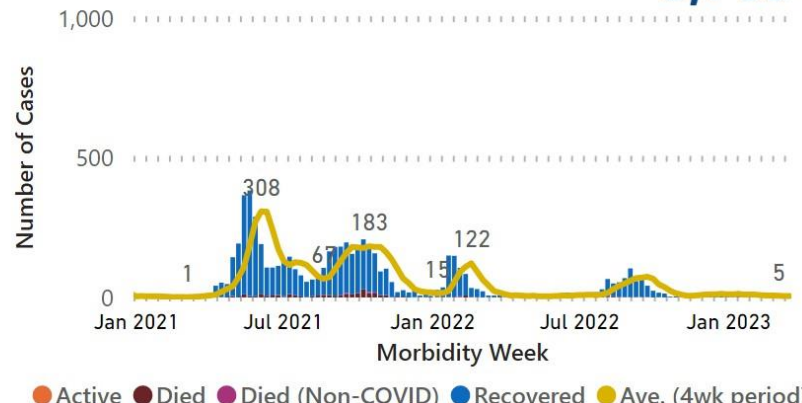
ROMBLON

5,168



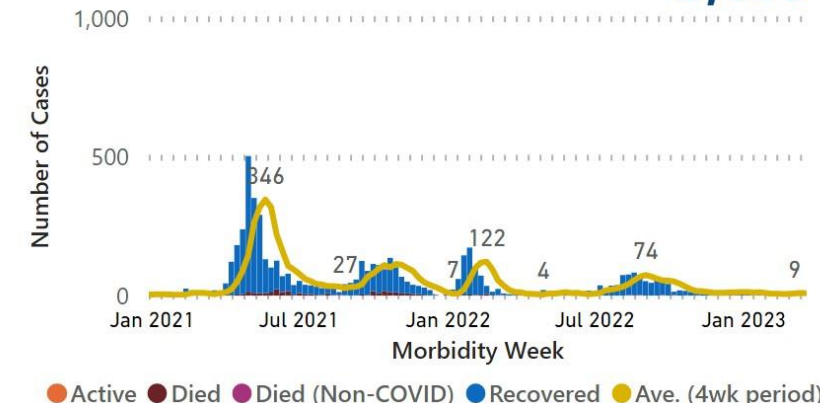
PALAWAN

6,769



PUERTO PRINCESA CITY

5,669





Regional COVID-19 Case Tracker

MIMAROPA Region

Updated on **March 20, 2023**

19

ACTIVE COVID-19 CASES

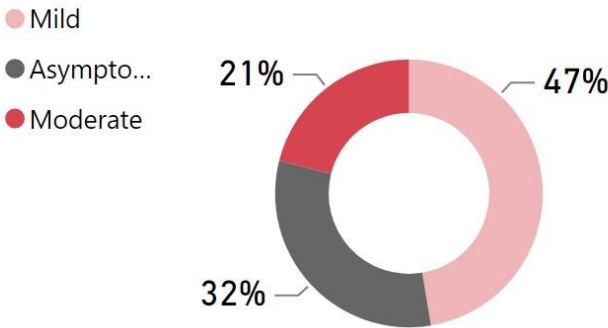
- Province
- ☐ Marinduque
 - ☐ Occidental Mindoro
 - ☐ Oriental Mindoro
 - ☐ Palawan
 - ☐ Puerto Princesa City
 - ☐ Romblon

Active Cases

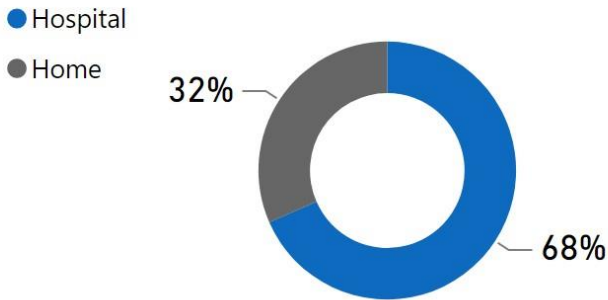
Distribution by Location

Location	New Active Cases	Total Active Cases	Total COVID Cases
<input type="checkbox"/> Puerto Princesa City	8	10	5,669
<input type="checkbox"/> Palawan	6	7	6,769
<input type="checkbox"/> Marinduque	1	1	4,884
<input type="checkbox"/> Oriental Mindoro	1	1	12,798
<input type="checkbox"/> Occidental Mindoro	0	0	7,452
<input type="checkbox"/> Romblon	0	0	5,168
Total	16	19	42,740

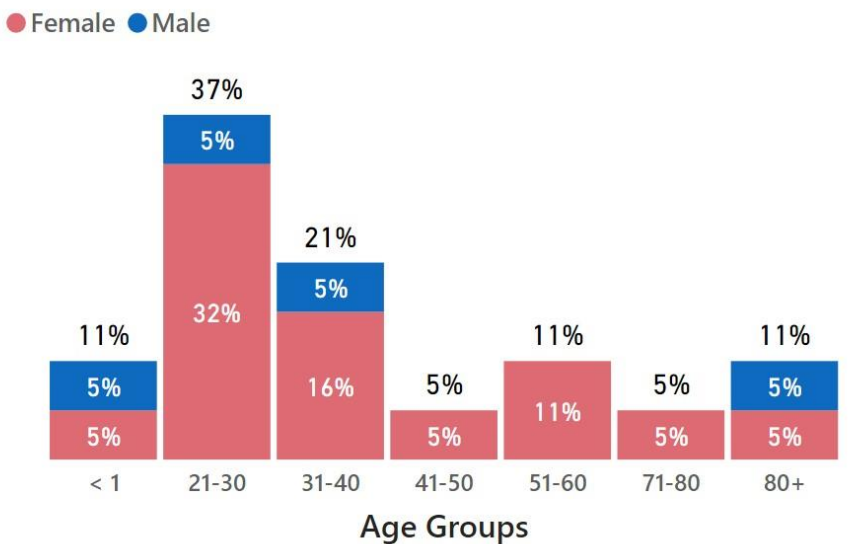
Severity of Symptoms



Isolation/Quarantine Status



Age Group & Sex



Vaccination Status (Primary Dose)



Counting of cases is based on onset date of illness (or of exposure or date of testing if asymptomatic)



Regional COVID-19 Case Tracker

MIMAROPA Region

Updated on **March 20, 2023**

1611

TOTAL COVID-19 DEATHS

Province

- ☐ Marinduque
- ☐ Occidental Mindoro
- ☐ Oriental Mindoro
- ☐ Palawan
- ☐ Puerto Princesa City
- ☐ Romblon

Deaths

Distribution by Location

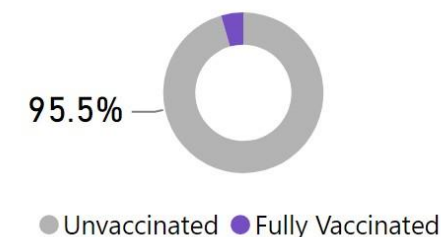
Province/MunCity/Bgry	*New Death(s)	Total Deaths	CFR
<input type="checkbox"/> Puerto Princesa City	0	297	5.2%
<input type="checkbox"/> Palawan	0	287	4.2%
<input type="checkbox"/> Oriental Mindoro	0	532	4.2%
<input type="checkbox"/> Marinduque	0	165	3.4%
<input type="checkbox"/> Occidental Mindoro	0	232	3.1%
<input type="checkbox"/> Romblon	0	98	1.9%
Total	0	1611	3.8%

Co-Morbidity Status

- With Co-Morbid
- W/o Co-Morbid
- Unknown Co-M...

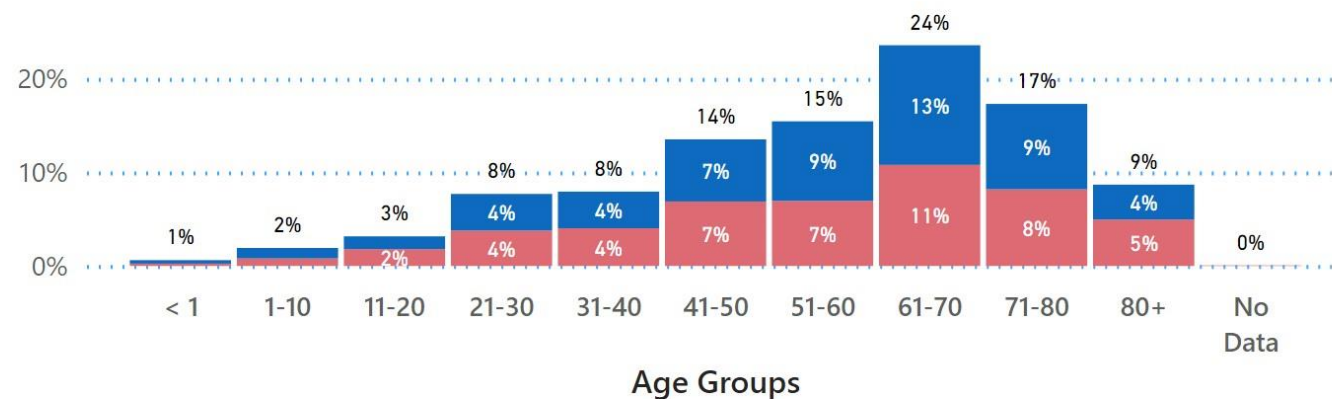


Vaccination Status**



Age Group & Sex

- Female
- Male



**Vaccine Breakthrough Infection: Detection of COVID-19 from a person 14 or more days after completion of all recommended (primary) doses of COVID-19 vaccine



Provincial COVID-19 Case Tracker

Puerto Princesa City, MIMAROPA Region

Updated on **March 20, 2023**

Province
☐ Puerto Princesa City

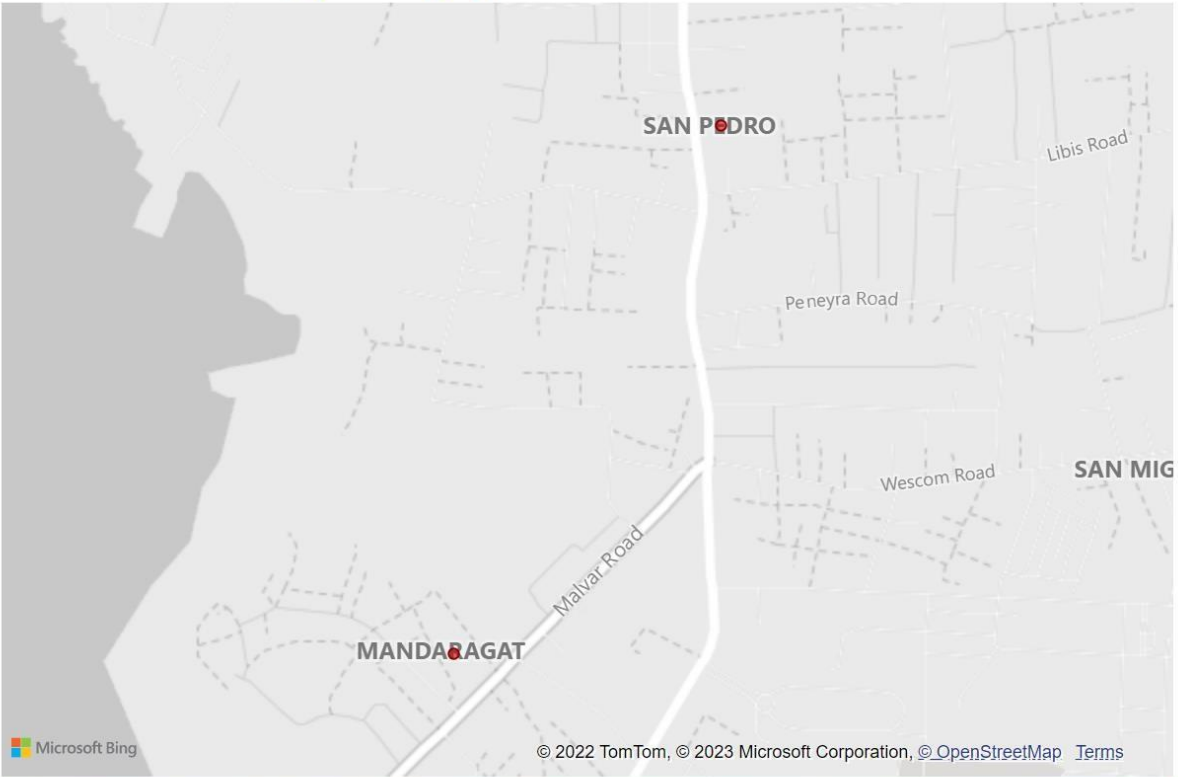
4

TOTAL CLUSTERED CASES

Clustering of Cases

Province/MunCity and Barangay	Barangays Affected	Clustered Cases Last_14_Days	Clustered Cases Last_7_Days	Total Clustered Cases
<input checked="" type="checkbox"/> Puerto Princesa	2	3	1	4
<input checked="" type="checkbox"/> Puerto Princesa City	2	3	1	4
Mandaragat	1	1	1	2
San Pedro	1	2	0	2
Total	2	3	1	4

Clustered Cases (by Barangay)



LESS

NUMBER OF CASES

MORE

Counting of cases is based on onset date of illness (or of exposure or date of testing if asymptomatic)



Regional COVID-19 Case Tracker

MIMAROPA Region

Updated on **March 20, 2023**

Low
Average Daily Attack Rate

**ALERT
LEVEL**

ALERT LEVEL Based on ADAR, HCUR* & Vaccination Coverage **This Alert Level is for monitoring purposes only, official declaration of Alert Level is based on IATF.**

Province	ADAR Per 100K_Pop.	ADAR_Status (4Wk_Data)		HCUR* Utilization (<50%)	**A2 Fully_Vaccinated	**Target Pop Vaccinated (Using 70% of Pop))	ALERT LEVEL (PROV/HUC)
Romblon	0.00	↓	Low	1%	85.94%	97.73%	Alert Level 1
Puerto Princesa City	0.32	↓	Low	5%	82.82%	95.90%	Alert Level 1
Marinduque	0.03	↓	Low	0%	78.04%	94.37%	Alert Level 1
Oriental Mindoro	0.01	↓	Low	7%	76.39%	87.73%	Alert Level 1
Occidental Mindoro	0.00	↓	Low	4%	76.21%	86.59%	Alert Level 1
Palawan	0.02	↓	Low	7%	49.58%	70.39%	Alert Level 2
Total	0.04	↓	Low	5%	70.98%	84.58%	

HCUR, Health Care Utilization Rate (Total Beds Utilization [for COVID Cases])

****Fully Vaccinated Coverage** as of 6 Mar 2023

[View MunCity Data](#)

DISCLAIMER: Collection and reporting of COVID-19 data is a continuing process and errors may occur at any given time. Readers/users of data on this dashboard are advised to verify and/or double check from concerned LGU sources. CHD MIMAROPA/CRE@TE shall not be held responsible for errors, nor liable for damage(s) resulting from the use or reliance upon this material.



Regional COVID-19 Case Tracker

MIMAROPA Region

Updated on **March 20, 2023**

5%

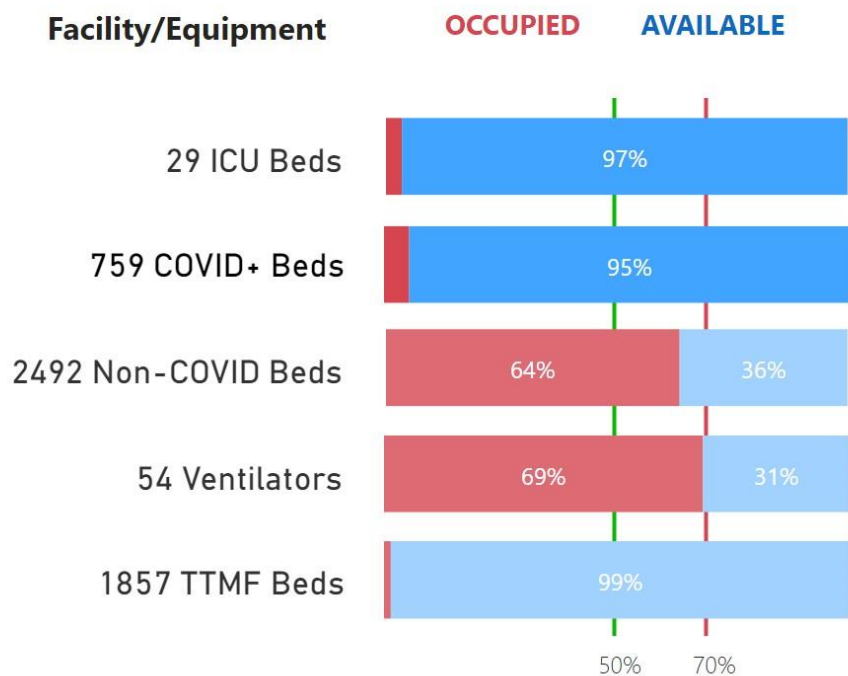
HEALTH CARE UTILIZATION RATE

- Province
- ☐ Marinduque
 - ☐ Occidental Mindoro
 - ☐ Oriental Mindoro
 - ☐ Palawan
 - ☐ Puerto Princesa City
 - ☐ Romblon

Total Health Care Facilities

Province & Name of Facility (Infirmary/Hospital)	ICU COVID+ Beds	Dedicated COVID+ Beds	Non-COVID Beds	Ventilators	TTMF Beds
<input type="checkbox"/> Oriental Mindoro	9	248	839	9	559
<input type="checkbox"/> Palawan	8	191	596	7	337
<input type="checkbox"/> Puerto Princesa City	8	95	402	35	78
<input type="checkbox"/> Occidental Mindoro	4	108	309	3	537
<input type="checkbox"/> Marinduque	0	34	94	0	45
<input type="checkbox"/> Romblon	0	83	252	0	301
Total	29	759	2,492	54	1,857

Occupied & Available Facilities/Equipment



DISCLAIMER: Collection and reporting of COVID-19 data is a continuing process and errors may occur at any given time. Readers/users of data on this dashboard are advised to verify and/or double check from concerned LGU sources. CHD MIMAROPA/CRE@TE shall not be held responsible for errors, nor liable for damage(s) resulting from the use or reliance upon this material.



Regional COVID-19 Case Tracker

MIMAROPA Region

VARIANT of CONCERN

Latest Update from Surveillance Network*: **03 Mar 2023**

Latest Reported Sequence Date by UP-PGC: **27 Feb 2023**

Date of Specimen Collection of **Latest Cases: 18 Jan 2023**

*Surveillance Network: DOH-EB, UP-PGC, other Regional ESUs

PROVINCE	OMICRON-OMICRON RECOMBINANT (XBB)					OMICRON-DELTA (XBC)					OMICRON (B.1.1.529) & Sub-variants					DELTA (B.1.617.2)			BETA (B.1.3.5.1)			ALPHA (B.1.1.7)		
	NEW	ACTIVE	RECOVERED	DIED	TOTAL	NEW	ACTIVE	RECOVERED	DIED	TOTAL	NEW	ACTIVE	RECOVERED	DIED	TOTAL	RECOVERED	DIED	TOTAL	RECOVERED	DIED	TOTAL	RECOVERED	DIED	TOTAL
MARINDUQUE								2	1	3			10		10	107	2	109	21	1	22	6		6
OCCIDENTAL MINDORO										0			98	5	103	30	2	32	20		20	38		38
ORIENTAL MINDORO	3		3 +3		6	1		1		1	7		316 +7	3	326	26	2	28	33		33	53	1	54
ROMBLON										0			1	1	2	12		12	24		24	23	1	24
PALAWAN										0			1		1	1		1		1	1			
PUERTO PRINCESA CITY										0			101		101	2		2	6		6			
TOTAL	3		3 +3		6	1		2 +1	1	4	7		527 +7	9	543	178	6	184	104	2	106	120	2	122

DISCLAIMER: Collection and reporting of COVID-19 data is a continuing process and errors may occur at any given time. Readers/users of data on this dashboard are advised to verify and/or double check from concerned LGU sources. CHD MIMAROPA/CRE@TE shall not be held responsible for errors, nor liable for damage(s) resulting from the use or reliance upon this material.

For more information, please visit:

<https://www.resu.online/covid19>



Regional COVID-19 Case Tracker

MIMAROPA Region