



4th Quarter 2022
MRFC
Meeting
(Oct-Dec 2022)



TABLE OF CONTENTS



01. Findings, Observations,
and Recommendations

02. FMRDP Accomplishments

03. Other Accomplishments



01.

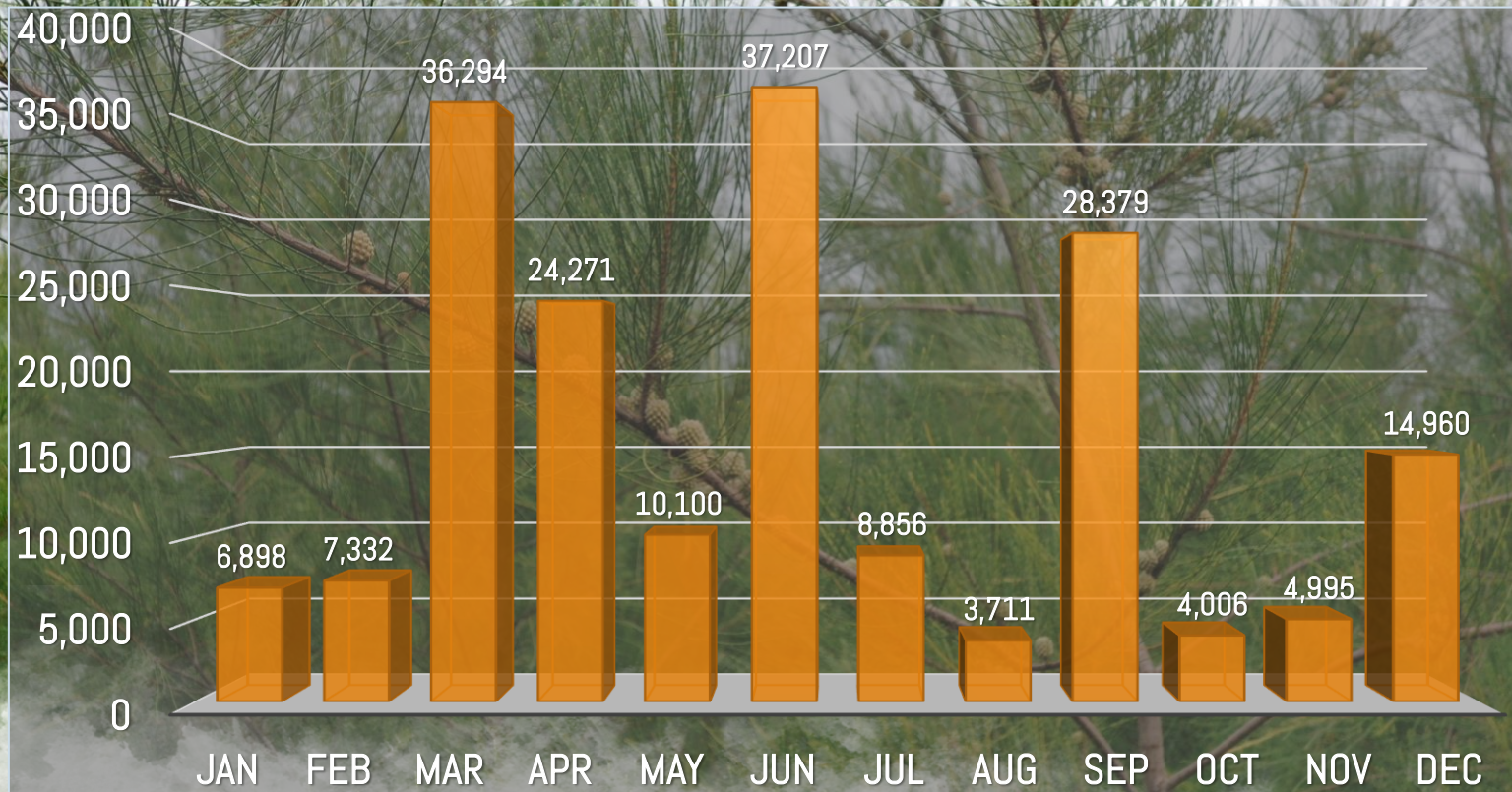
MMT Findings, Observations, and Recommendations

No.	MMT Findings, Observation, and Comments	Recommendations	Actions Taken
1	Ongoing land preparation (slope benching, soil matting, installation of geotextile & coco wire net) observed for the rehabilitation of the mined-out areas	Fast-track the land preparation to catch up with the targeted hectareage for the upcoming quarter - As of the 3rd Quarter Physical Accomplishment at 29% (10 has. out of 34 has. annual target).	Maintain high equipment availability and reliability in the implementation of FMRDP. As of Dec 2022 the Physical accomplishment for Land Preparation is on-track at 56% completion.
2	Production of indigenous forest trees seedling	Continue production of indigenous forest trees seedlings (batino etc..) in the nursery for the rehabilitation of mined out areas	Shall continue the production and utilization of indigenous tree species in the implementation of the FMRDP.
3	Production of organic fertilizer	Continue production of vermi-cast thru vermi composting using banana stalk to increase the survival rate of seedlings planted at the rehab areas.	Sustain and continuously improve the vermicomposting project.
4	Good condition of the siltation ponds and drainage canals was observed during the monitoring.	Continue monitoring and maintenance of all silt control structures and drainage canals for desilting activity, especially during upcoming summer season	The maintenance of silt control structures is conducted on a per-needed basis, especially during the dry season and during the threat of typhoons.




02. 4th Qtr 2022 FMRDP Accomplishments


NO. OF SEEDLINGS PRODUCED

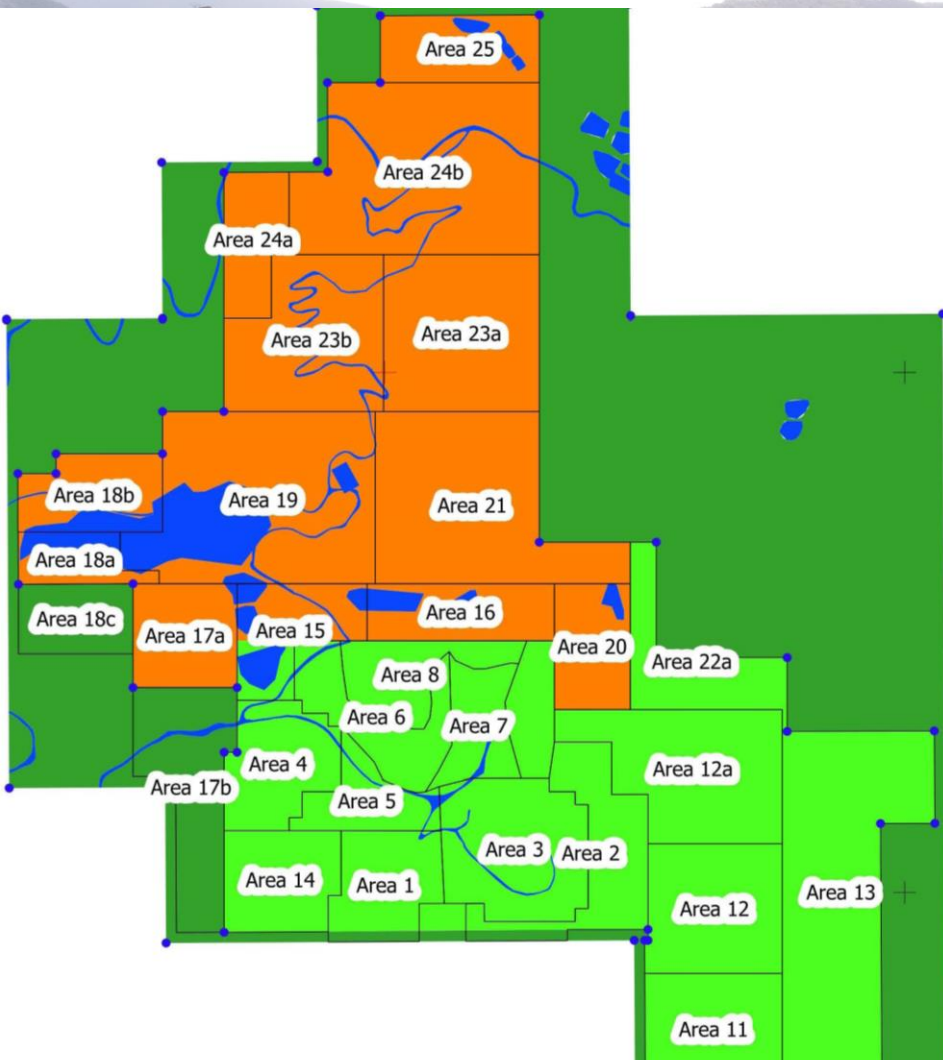


NO. OF SEEDLINGS PLANTED



NO. OF COCONET INSTALLED





LAND USE MAP (4Q 2022)



Area of MPSA, Hectare	288	100%
1.0 Active Areas	90	31%
1.1 Ancillary Area	12	4%
1.2 Disturbed Area	0	0%
1.3 Progressive Rehabilitation	78	27%
2.0 Assisted Natural Regeneration (w/in TCP)	0	0%
2.1 Temporary Revegetation	0	0%
3.0 Vegetated Areas	198	69%
3.1 Rehabilitated	79	27%
3.2 Undisturbed (w/o TCP)	114	40%

PHYSICAL TARGET FOR 2022

ACTIVITIES	UNIT MEASURE	ANNUAL TARGET	TOTAL ACCOMP TO DATE	% PHYSICAL ACCOMP TO DATE
EQUIPMENT OPERATIONS	LAND PREPARATIONS (HAS)	34	20	56%
SEEDLING PROPAGATION / PROCUREMENT	SEEDLINGS PRODUCED (PCS)	85,000	187,009	220%
SITE PREPARATION (PROCUREMENT & INSTALLATION OF COCONET)	NO. OF COCONET INSTALLED (PCS)	166	272	164%
HOLING / PLANTING	SEEDLING PLANTED	85,000	45,546	53%
PLANTATION MAINTENANCE	SURVIVAL RATE	90%	90%	100%
ANNUAL FLORA AND FAUNA ASSESSMENT	ASSESSMENT CONDUCTED	1	-	0%
ANNUAL COASTAL RESOURCE ASSESSMENT	ASSESSMENT CONDUCTED	1	-	0%
BARANGAY BERONG COUNCIL	NO. OF SITE VISIT CONDUCTED	1	-	0%
BARANGAY ARAMAYWAN COUNCIL	NO. OF SITE VISIT CONDUCTED	1	-	0%
LGU OFFICIALS OF QUEZON	NO. OF SITE VISIT CONDUCTED	1	-	0%
IP COMMUNITY OFFICIALS	NO. OF SITE VISIT CONDUCTED	1	1	100%
CRP PLANNING	ACTIVITY/IES CONDUCTED	1	-	0%
DISTRIBUTION OF FLYERS	ACTIVITY/IES CONDUCTED	1	-	0%
SEMI-ANNUAL UPDATE LGU-BERONG / ARAMAYWAN	NO. OF IEC CONDUCTED	1	-	0%
IEC & UPDATE TO LGU – QUEZON	NO. OF IEC CONDUCTED	1	-	0%
RE-EMPLOYMENT COUNSELING	ACTIVITY/IES CONDUCTED	1	-	0%
SKILL DEVELOPMENT TRAININGS/SEMINAR	ACTIVITY/IES CONDUCTED	1	-	0%
MEETINGS AND CONSULTATIONS WITH COMMUNITY	ACTIVITY/IES CONDUCTED	1	-	0%

YEAR 1 (2022) FMRDP FINANCIAL EXPENDITURES

AEPEP Activities	Quarterly Budget				Annual Budget	Quarterly Expenses				YTD		
	Q1	Q2	Q3	Q4		Q1	Q2	Q3	Q4	ACTUAL	VARIANCE	% EXPENSE
1. FMRDP IEC PLAN	0	0	5,000	40,000	45,000	0	0	0	0	0	45,000	0.00%
1.1 Mine Site Visit	0	0	0	20,000	20,000	0	0	0	0	0	20,000	0.00%
1.2 Barangay Stakeholders Meeting	0	0	5,000	15,000	20,000	0	0	0	0	0	20,000	0.00%
1.3 IEC & update to LGU - Quezon	0	0	0	5,000	5,000	0	0	0	0	0	5,000	0.00%
2. SOCIO-ECONOMIC	0	70,000	50,000	0	120,000	0	0	0	0	0	120,000	0.00%
2.1 Re-employment Counseling	0	50,000	0	0	50,000	0	0	0	0	0	50,000	0.00%
2.2 Skill Development Trainings/Seminar	0	0	50,000	0	50,000	0	0	0	0	0	50,000	0.00%
2.3 Meetings and consultations with Community	0	20,000	0	0	20,000	0	0	0	0	0	20,000	0.00%
3. HEAVY EQUIPMENT OPERATIONS/ RENTAL	0	10,698,133	10,698,133	10,698,133	32,094,400	0	870,303	13,137,945	2,050,880	16,059,128	16,035,272	50.04%
3.1 Hydraulic Excavator	0	5,033,600	5,033,600	5,033,600	15,100,800	0	581,265	10,745,904	1,841,348	13,168,518	1,932,282	87.20%
3.2 Crawler Dozer	0	2,232,533	2,232,533	2,232,533	6,697,600	0	0	234,875	12,590	247,464	6,450,136	3.69%
3.3 Dump Truck	0	3,432,000	3,432,000	3,432,000	10,296,000	0	289,038	2,157,166	196,942	2,643,146	7,652,854	25.67%
4. MINE-WIDE REHABILITATION	0	495,215	495,215	516,882	1,507,313	0	78,225	365,586	1,311,544	1,755,355	-248,042	116.46%
4.1 Seedling Propagation / Procurement	0	113,333	113,333	113,333	340,000	0	0	0	0	0	340,000	0.00%
4.2 Plantation Establishment	0	339,028	339,028	339,028	1,017,083	0	78,225	356,986	1,311,488	1,746,699	-729,616	171.74%
4.3 Plantation Maintenance	0	42,854	42,854	64,521	150,230	0	0	8,600	55	8,655	141,575	5.76%
5. POST-CLOSURE MAINTENANCE, MONITORING AND INSPECTIONS	0	200,000	200,000	1,100,000	1,500,000	0	157,028	304,610	183,085	644,723	855,277	42.98%
5.1 Annual Terrestrial Flora and Fauna Assessment	0	0	0	450,000	450,000	0	0	0	0	0	450,000	0.00%
5.2 Annual Coastal Resource Assessment	0	0	0	450,000	450,000	0	0	0	0	0	450,000	0.00%
5.3 Quarterly Monitoring of air, water and noise quality	0	200,000	200,000	200,000	600,000	0	157,028	304,610	183,085	644,723	-44,723	107.45%
6. Contingency	0	0	0	352,217	352,217	0	0	22,941	0	22,941	329,276	6.51%
6.1 Contingency Fund	0	0	0	352,217	352,217	0	0	22,941	0	22,941	329,276	6.51%
TOTAL	0	11,463,349	11,448,349	12,707,233	35,618,930	0	1,105,556	13,831,083	3,545,508	18,482,147	17,136,783	51.89%

YEAR 1 (2022) FMRDP IMPLEMENTATION IMAGES











AREA: 8



AREA: 12

Construction of 360° View Deck





AREA: 6

TREE PLANTING



03. Other Accomplishments







Lakbay Aral: Alyansa ng Palawenyong Mamamahayag Inc.









MARAMING
SALAMAT PO