

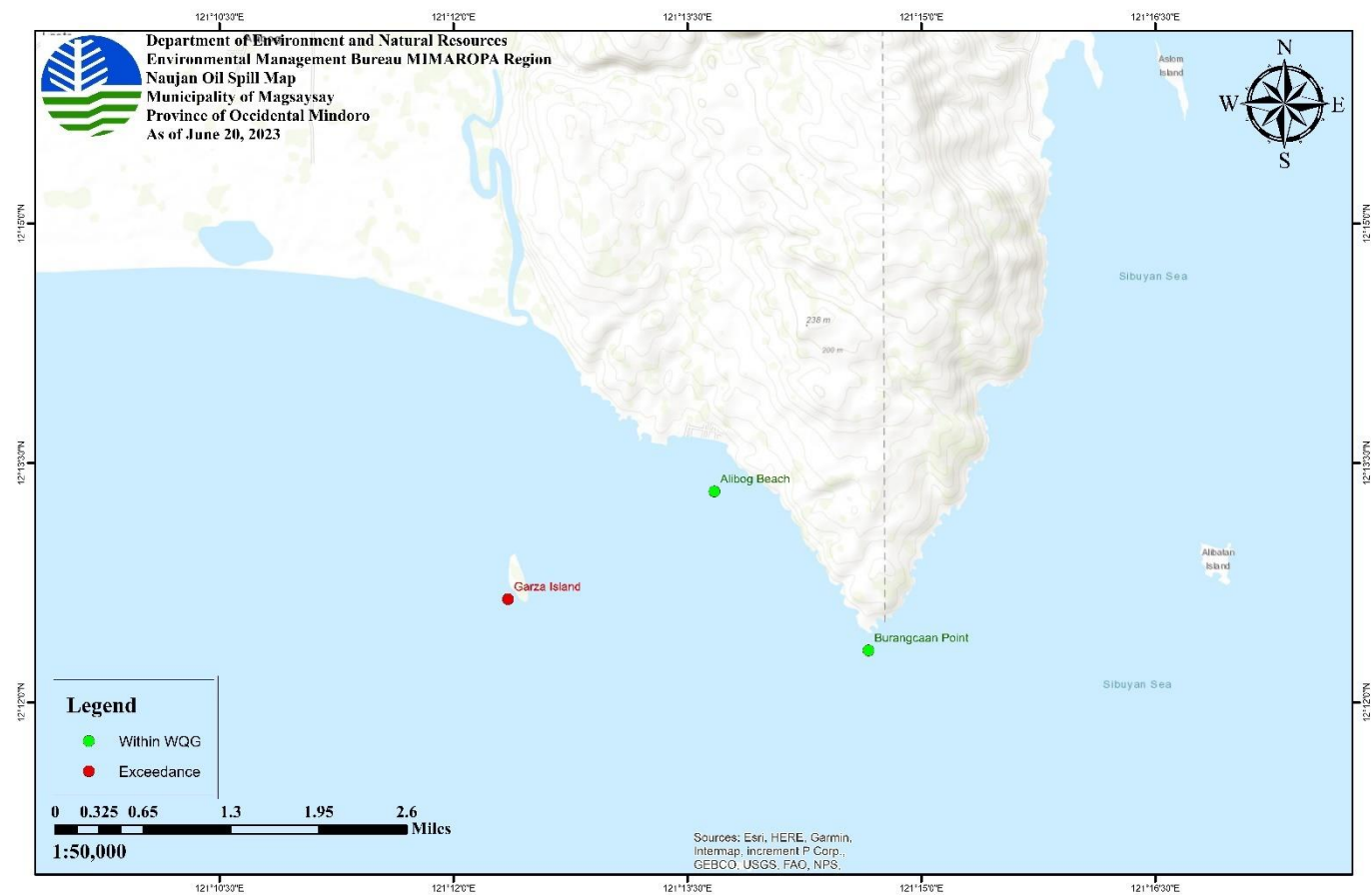
WATER QUALITY MONITORING

OIL AND GREASE WATER SAMPLING STATIONS

PROVINCE	CITY/ MUNICIPALITY	TOTAL SAMPLING STATIONS FOR OIL AND GREASE:			DATE OF LAST SAMPLING CONDUCTED
		TOTAL SAMPLING STATIONS IN THE CITY/MUN.	WITHIN NORMAL WQG	EXCEEDED WQG	
OCCIDENTAL MINDORO	MAGSAYSAY	3	2	1	20 June 2023
OCCIDENTAL MINDORO	SAN JOSE	2	1	1	20 June 2023
ORIENTAL MINDORO	BACO	1	0	1	23 August 2023
ORIENTAL MINDORO	BANSUD	2	0	2	29 July 2023
ORIENTAL MINDORO	BONGABONG	4	0	4	29 July 2023
ORIENTAL MINDORO	BULALACAO	3	2	1	30 July 2023
ORIENTAL MINDORO	CALAPAN CITY	7	3	4	31 July 2023
ORIENTAL MINDORO	GLORIA	8	4	4	28 July 2023
ORIENTAL MINDORO	MANSALAY	2	1	1	30 July 2023
ORIENTAL MINDORO	NAUJAN	10	1	9	31 July 2023
ORIENTAL MINDORO	POLA	8	1	7	22 August 2023
ORIENTAL MINDORO	PINAMALAYAN	6	1	5	26 July 2023
ORIENTAL MINDORO	PUERTO GALERA	34	21	13	23 August 2023
ORIENTAL MINDORO	ROXAS	4	3	1	31 July 2023
ORIENTAL MINDORO	SAN TEODORO	2	1	1	23 August 2023
	Total	96	41	55	

PROVINCE	CITY/ MUNICIPALITY	BARANGAY	TOTAL SAMPLING STATIONS FOR OIL AND GREASE:			DATE OF LAST SAMPLING CONDUCTED
			TOTAL SAMPLING STATIONS IN THE CITY/MUN.	WITHIN NORMAL WQG	EXCEEDED WQG	
PALAWAN	TAYTAY	CASIAN	5	5	0	11 May 2023
PALAWAN	TAYTAY	DEBANGAN	3	3	0	11 May 2023
PALAWAN	TAYTAY	PAMANTOLON	2	2	0	11 May 2023
PALAWAN	TAYTAY	PULARAQUEN	1	0	1	17 May 2023
PALAWAN	TAYTAY	BANTULAN	2	1	1	17 May 2023
PALAWAN	TAYTAY	CALAWAG	3	0	3	17 May 2023
PALAWAN	TAYTAY	BETON	3	2	1	11 May 2023
PALAWAN	TAYTAY	POBLACION	3	0	3	17 May 2023
PALAWAN	TAYTAY	BARAS	3	2	1	11 May 2023
		TOTAL	25	15	10	

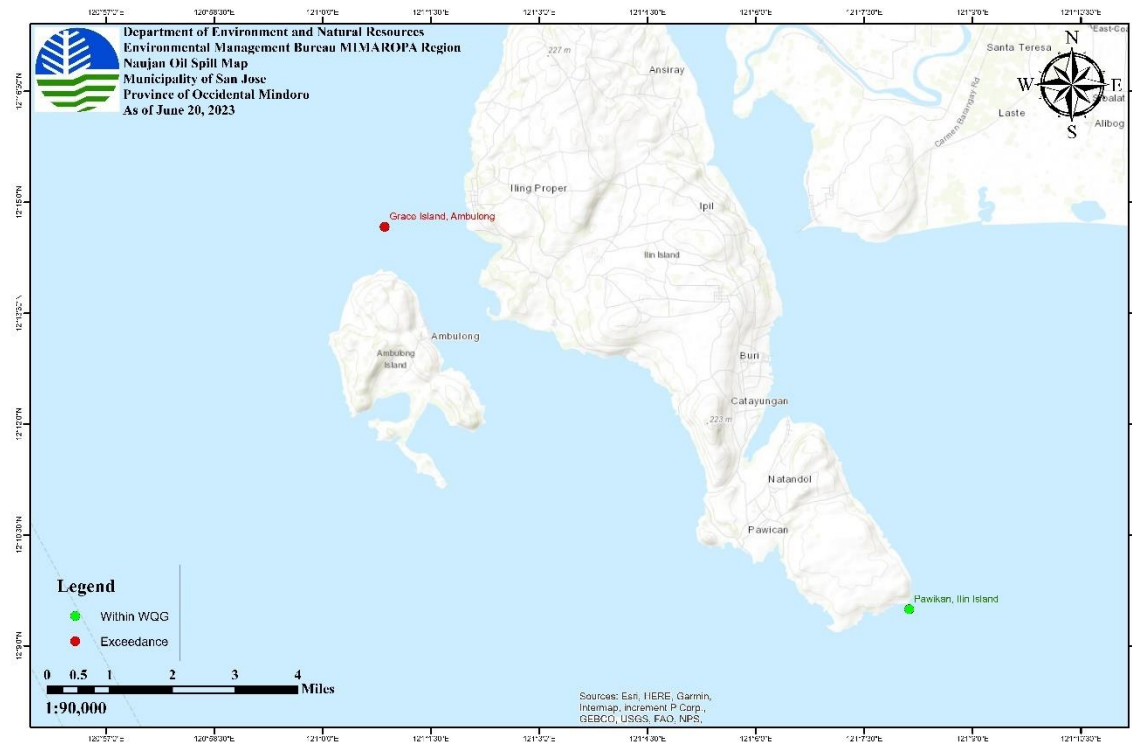
SAMPLING STATIONS AND RESULTS OF ANALYSIS – MAGSAYSAY, OCCIDENTAL MINDORO



SAMPLING STATIONS AND RESULTS OF ANALYSIS – MAGSAYSAY, OCCIDENTAL MINDORO (MARCH 15 TO JUNE 20, 2023)

Source	Station No.	Station Identification	Classification	Current Beneficial Usage	WQG	Date of Sampling					
						March 15, 2023	March 23, 2023	March 29, 2023	April 18, 2023	April 26, 2023	June 20, 2023
Magsaysay, Occidental Mindoro	1	Burangcaan Point	Class SB	swimming, fishing, tourist area, docking of boat, residential area (20-30 meters away from the beach)	2 mg/L	10 mg/L	4 mg/L	2 mg/L	3 mg/L	30 mg/L	1 mg/L
	2	Alibog Beach	Class SB	swimming, fishing, tourist area, docking of boat, residential area (20-30 meters away from the beach)	2 mg/L	7 mg/L	51 mg/L	6 mg/L	1 mg/L	1 mg/L	<1 mg/L
	3	Garza Island	Class SB	swimming, fishing, tourist area, docking of boat, residential area (20-30 meters away from the beach)	2 mg/L	9 mg/L	7 mg/L	7 mg/L	7 mg/L	4 mg/L	4 mg/L

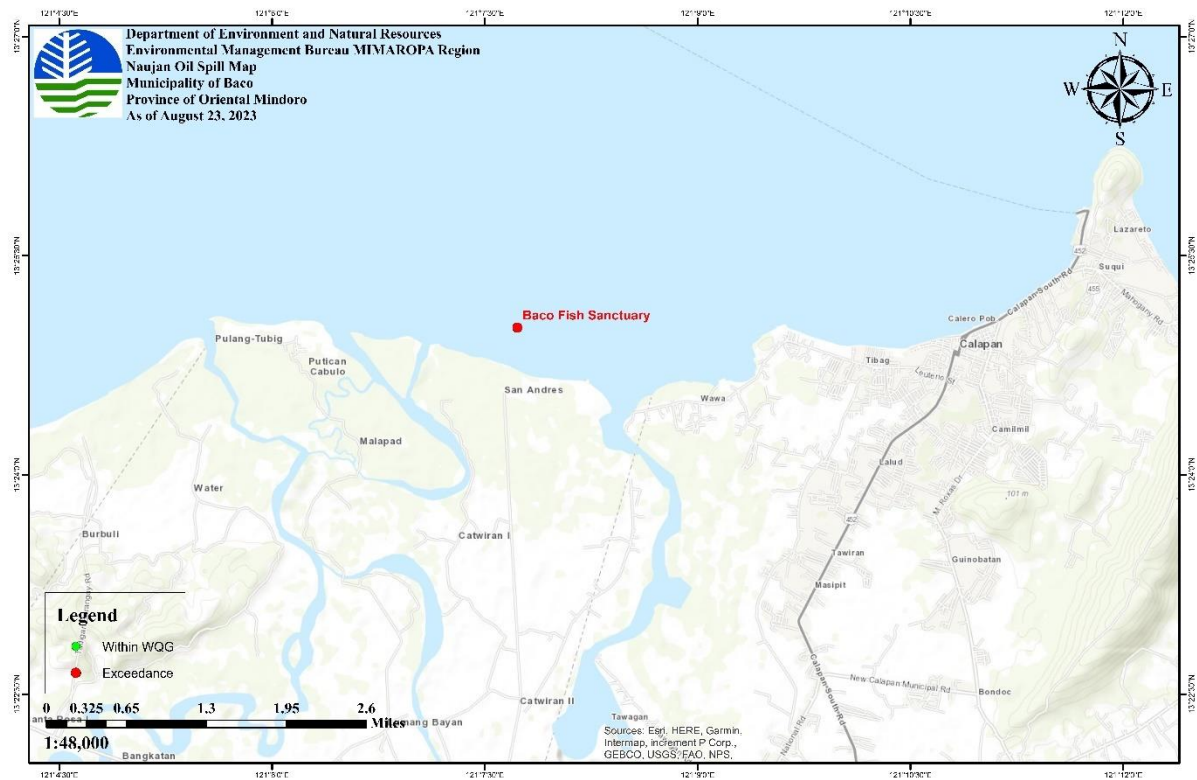
SAMPLING STATIONS AND RESULTS OF ANALYSIS – SAN JOSE, OCCIDENTAL MINDORO



SAMPLING STATIONS AND RESULTS OF ANALYSIS – SAN JOSE, OCCIDENTAL MINDORO (MARCH 15 TO JUNE 20, 2023)

Source	Station No.	Station Identification	Classification	Current Beneficial Usage	WQG	Date of Sampling					
						March 15, 2023	March 23, 2023	March 29, 2023	April 18, 2023	April 26, 2023	June 20, 2023
San Jose, Occidental Mindoro	1	Pawikan, Ilin Island	Class SD	-	5 mg/L	6 mg/L	3 mg/L	5 mg/L	8 mg/L	27 mg/L	5 mg/L
	2	Grace Island, Ambulong	Class SB	swimming, fishing, tourist area, docking of boat, residential area (20-30 meters away from the beach)	2 mg/L	18 mg/L	1 mg/L	12 mg/L	<1 mg/L	10 mg/L	6 mg/L

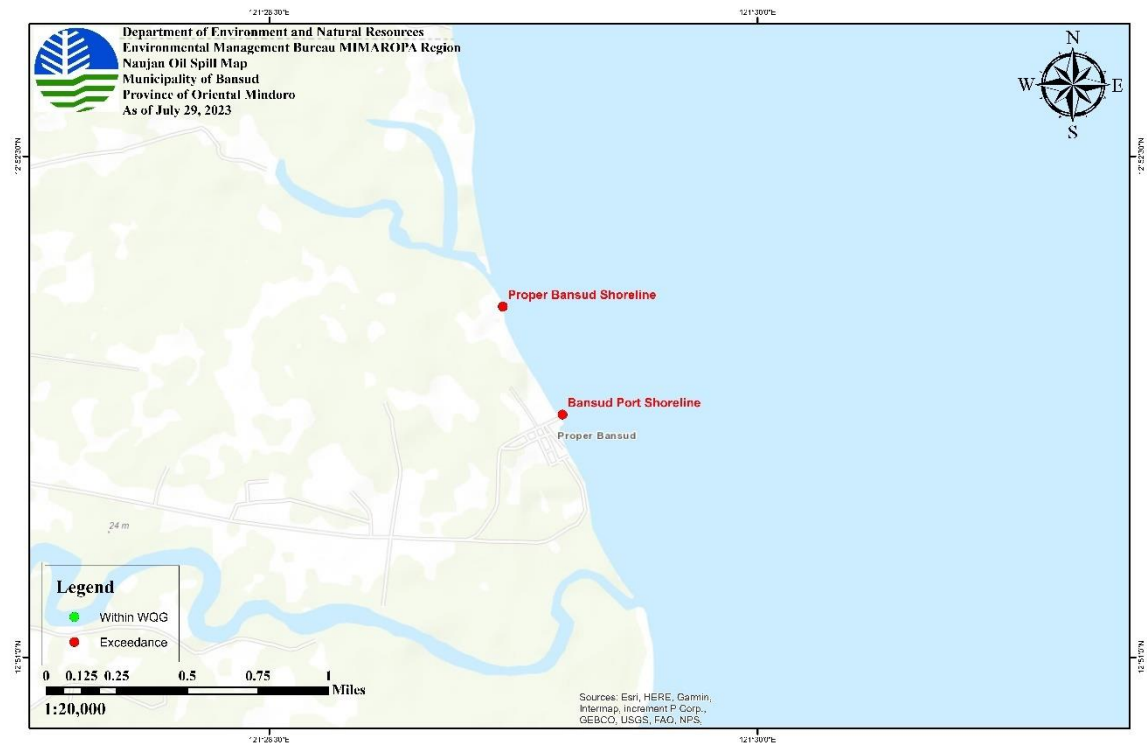
SAMPLING STATIONS AND RESULTS OF ANALYSIS – BACO, ORIENTAL MINDORO



SAMPLING STATIONS AND RESULTS OF ANALYSIS – BACO, ORIENTAL MINDORO (MARCH 16 TO AUGUST 23, 2023)

Source	Station No.	Station Identification	Classification	Current Beneficial Usage	WQG	Date of Sampling									
						March 16, 2023	March 24, 2023	March 31, 2023	April 18, 2023	May 08, 2023	June 7, 2023	June 22, 2023	July 13, 2023	July 26, 2023	Aug. 23, 2023
Baco, Oriental Mindoro	1	Baco Fish Sanctuary	Class SA	Fish sanctuary	1 mg/L	<1 mg/L	18 mg/L	2 mg/L	5 mg/L	2 mg/L	<1 mg/L	6 mg/L	2 mg/L	4 mg/L	5 mg/L

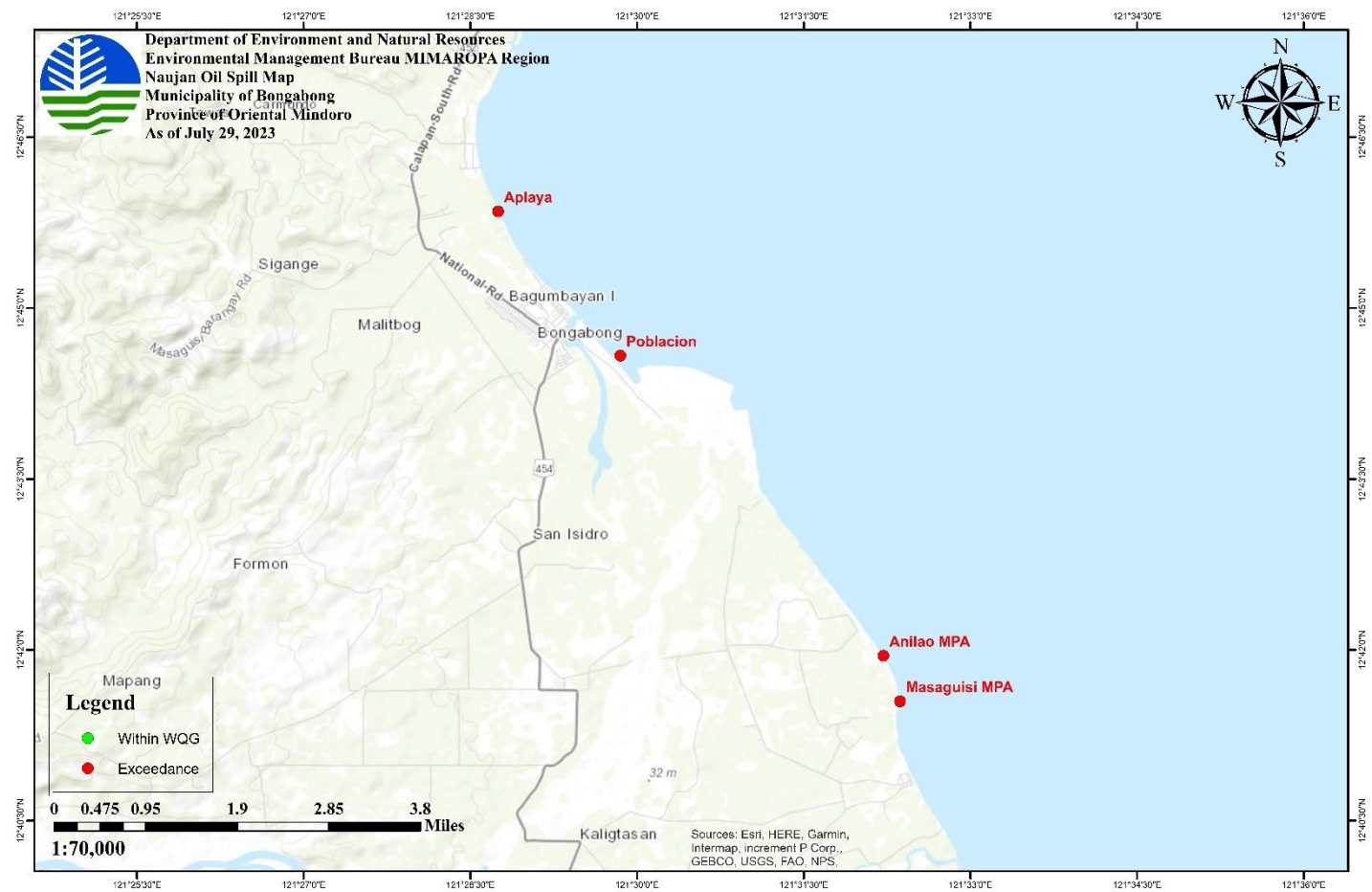
SAMPLING STATIONS AND RESULTS OF ANALYSIS – BANSUD, ORIENTAL MINDORO



SAMPLING STATIONS AND RESULTS OF ANALYSIS – BANSUD, ORIENTAL MINDORO (APRIL 26 TO JULY 29, 2023)

Source	Station No.	Station Identification	Classification	WQG	Date of Sampling					
					April 26, 2023	May 01, 2023	June 3, 2023	June 17, 2023	June 29, 2023	July 29, 2023
Baco, Oriental Mindoro	1	Bansud Port Shoreline	Class SB	2 mg/L	3 mg/L	2 mg/L	<1 mg/L	9 mg/L	4 mg/L	5 mg/L
	2	Proper Bansud Shoreline	Class SB	2 mg/L	9 mg/L	3 mg/L	<1 mg/L	8 mg/L	4 mg/L	4 mg/L

SAMPLING STATIONS AND RESULTS OF ANALYSIS – BONGABONG BAY, ORIENTAL MINDORO



SAMPLING STATIONS AND RESULTS OF ANALYSIS – BONGABONG, ORIENTAL MINDORO (MARCH 3 TO 10, 2023)

Source	Station No.	Station Identification	Classification	Current Beneficial Usage	WQG	Date of Sampling							
						March 3, 2023	March 4, 2023	March 5, 2023	March 6, 2023	March 7, 2023	March 8, 2023	March 9, 2023	March 10, 2023
Bongabong Bay, Bongabong, Oriental Mindoro	1	Aplaya	Class SB	swimming, fishing area, docking of boat	2 mg/L	5 mg/L	10 mg/L	3 mg/L	3 mg/L	8 mg/L	1 mg/L	12 mg/L	12 mg/L
	2	Poblacion	Class SB	swimming, fishing area,	2 mg/L	4 mg/L	6 mg/L	2 mg/L	3 mg/L	9 mg/L	2 mg/L	7 mg/L	<1 mg/L
	3	Anilao MPA	Class SA	swimming, marine protected area	1 mg/L	6 mg/L	11 mg/L	<1 mg/L	19 mg/L	12 mg/L	5 mg/L	3 mg/L	2 mg/L
	4	Masaguisi MPA	Class SA	marine protected area, swimming	1 mg/L	3 mg/L	16 mg/L	3 mg/L	4 mg/L	7 mg/L	9 mg/L	12 mg/L	14 mg/L

SAMPLING STATIONS AND RESULTS OF ANALYSIS – BONGABONG, ORIENTAL MINDORO (MARCH 11 TO 21, 2023)

Source	Station No.	Station Identification	Classification	Current Beneficial Usage	WQG	Date of Sampling							
						March 11, 2023	March 12, 2023	March 13, 2023	March 14, 2023	March 15, 2023	March 16, 2023	March 19, 2023	March 21, 2023
Bongabong Bay, Bongabong, Oriental Mindoro	1	Aplaya	Class SB	swimming, fishing area, docking of boat	2 mg/L	<1 mg/L	24 mg/L	9 mg/L	4 mg/L	7 mg/L	24 mg/L	1 mg/L	3 mg/L
	2	Poblacion	Class SB	swimming, fishing area,	2 mg/L	3 mg/L	3 mg/L	2 mg/L	7 mg/L	1 mg/L	31 mg/L	5 mg/L	12 mg/L
	3	Anilao MPA	Class SA	swimming, marine protected area	1 mg/L	9 mg/L	2 mg/L	6 mg/L	5 mg/L	28 mg/L	14 mg/L	6 mg/L	<1 mg/L
	4	Masaguisi MPA	Class SA	marine protected area, swimming	1 mg/L	5 mg/L	9 mg/L	3 mg/L	7 mg/L	7 mg/L	11 mg/L	<1 mg/L	2 mg/L

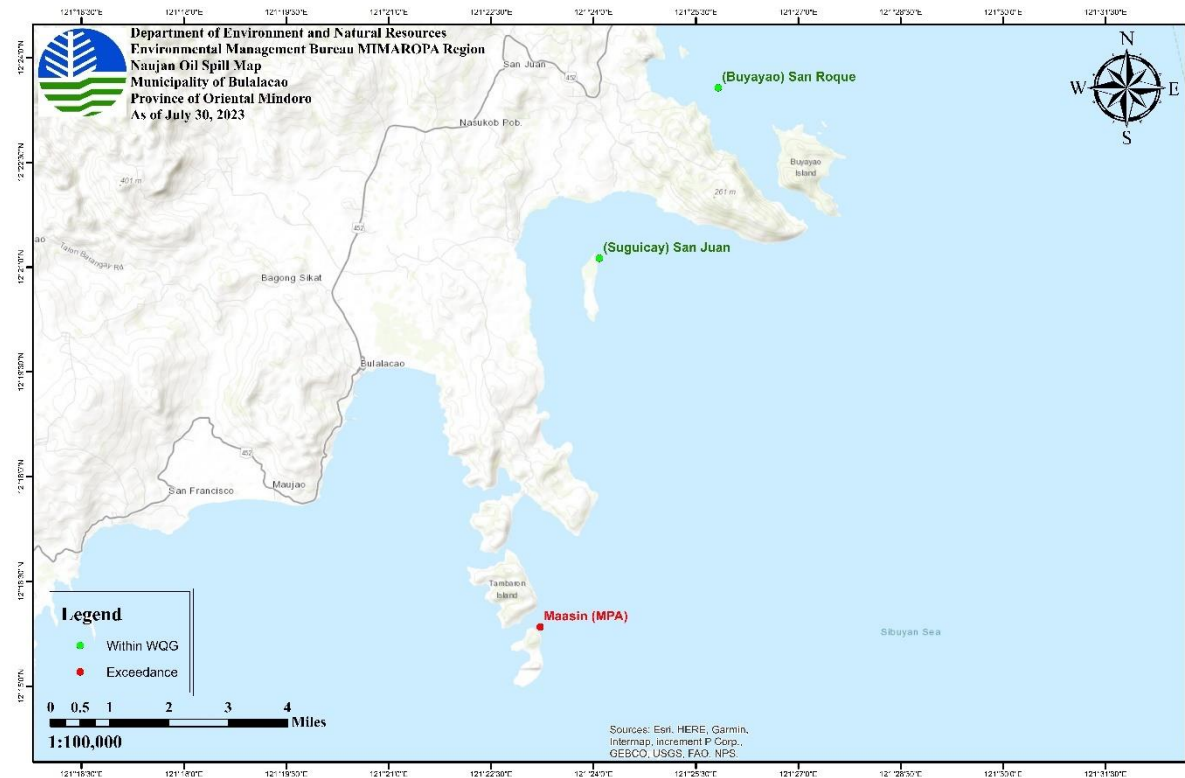
SAMPLING STATIONS AND RESULTS OF ANALYSIS – BONGABONG, ORIENTAL MINDORO (MARCH 23 TO JUNE 3, 2023)

Source	Station No.	Station Identification	Classification	Current Beneficial Usage	WQG	Date of Sampling							
						March 23, 2023	March 25, 2023	March 27, 2023	April 4, 2023	April 11, 2023	April 17, 2023	May 2, 2023	June 3, 2023
Bongabong Bay, Bongabong, Oriental Mindoro	1	Aplaya	Class SB	swimming, fishing area, docking of boat	2 mg/L	4 mg/L	<1 mg/L	2 mg/L	<1 mg/L	1 mg/L	14 mg/L	3 mg/L	<1 mg/L
	2	Poblacion	Class SB	swimming, fishing area,	2 mg/L	5 mg/L	1 mg/L	2 mg/L	2 mg/L	<1 mg/L	3 mg/L	4 mg/L	<1 mg/L
	3	Anilao MPA	Class SA	swimming, marine protected area	1 mg/L	10 mg/L	17 mg/L	2 mg/L	<1 mg/L	2 mg/L	7 mg/L	31 mg/L	<1 mg/L
	4	Masaguisi MPA	Class SA	marine protected area, swimming	1 mg/L	10 mg/L	<1 mg/L	3 mg/L	3 mg/L	<1 mg/L	5 mg/L	11 mg/L	<1 mg/L

SAMPLING STATIONS AND RESULTS OF ANALYSIS – BONGABONG, ORIENTAL MINDORO (JUNE 17 TO JULY 29, 2023)

Source	Station No.	Station Identification	Classification	Current Beneficial Usage	WQG	Date of Sampling	
						June 17, 2023	July 29, 2023
Bongabong Bay, Bongabong, Oriental Mindoro	1	Aplaya	Class SB	swimming, fishing area, docking of boat	2 mg/L	11 mg/L	3 mg/L
	2	Poblacion	Class SB	swimming, fishing area,	2 mg/L	3 mg/L	5 mg/L
	3	Anilao MPA	Class SA	swimming, marine protected area	1 mg/L	5 mg/L	5 mg/L
	4	Masaguisi MPA	Class SA	marine protected area, swimming	1 mg/L	<1 mg/L	7 mg/L

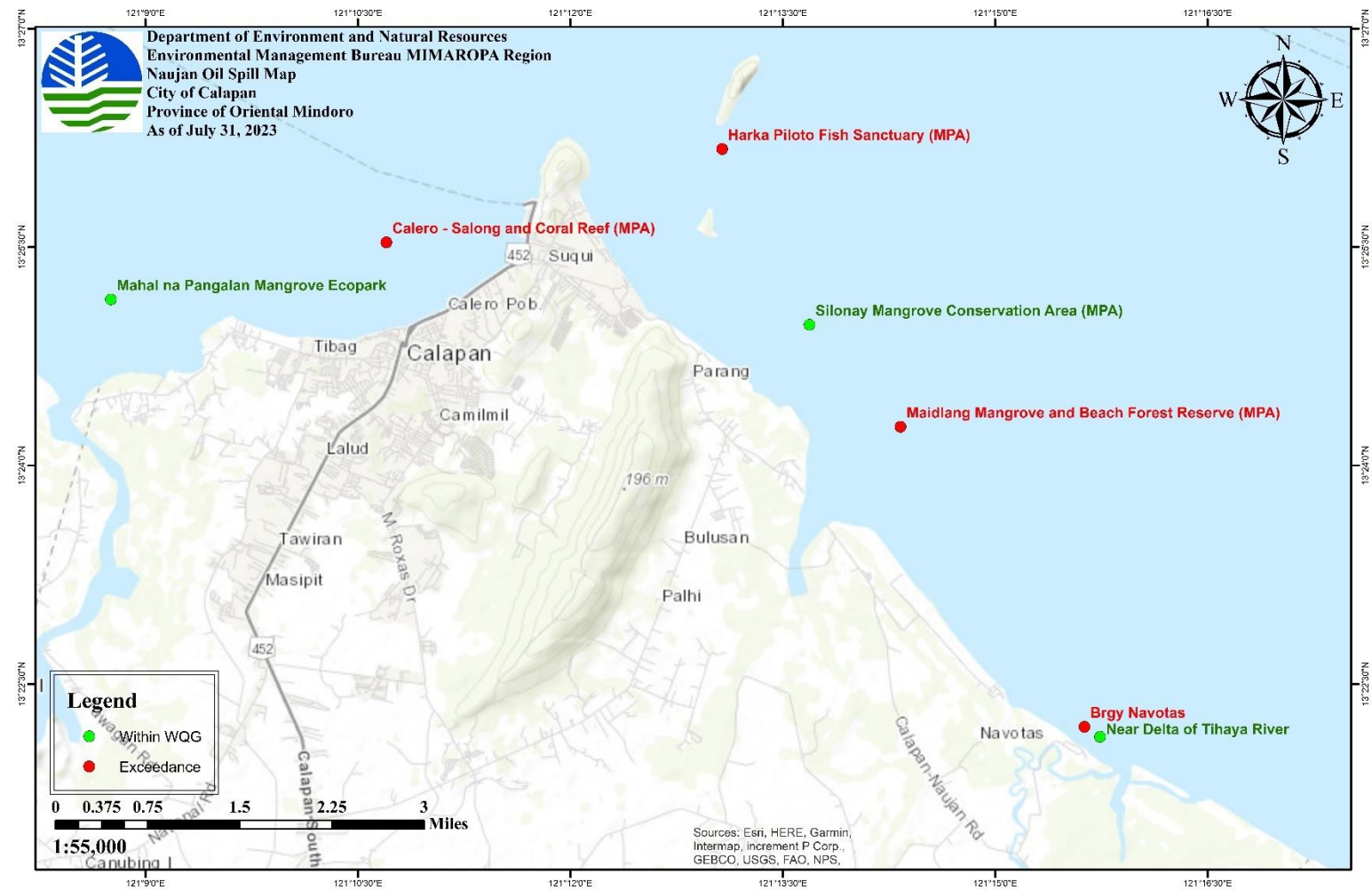
SAMPLING STATIONS AND RESULTS OF ANALYSIS – BULALACAO, ORIENTAL MINDORO



SAMPLING STATIONS AND RESULTS OF ANALYSIS – BULALACAO, ORIENTAL MINDORO (MARCH 29 TO JULY 30, 2023)

Source	Station No.	Station Identification	Classification	Current Beneficial Usage	WQG	Date of Sampling						
						March 29, 2023	April 17, 2023	April 26, 2023	May 2, 2023	June 5, 2023	June 19, 2023	July 30, 2023
Bulalacao, Oriental Mindoro	1	Maasin (MPA)	Class SA	-	1 mg/L	4 mg/L	26 mg/L	4 mg/L	3 mg/L	48 mg/L	3 mg/L	3 mg/L
	2	(Sugui cay) San Juan	Class SB	-	2 mg/L	18 mg/L	5 mg/L	2 mg/L	<1 mg/L	<1 mg/L	29 mg/L	<1 mg/L
	3	(Buyayao) San Roque	Class SB	-	2 mg/L	8 mg/L	4 mg/L	3 mg/L	1 mg/L	20 mg/L	1 mg/L	2 mg/L

SAMPLING STATIONS AND RESULTS OF ANALYSIS – CALAPAN CITY, ORIENTAL MINDORO



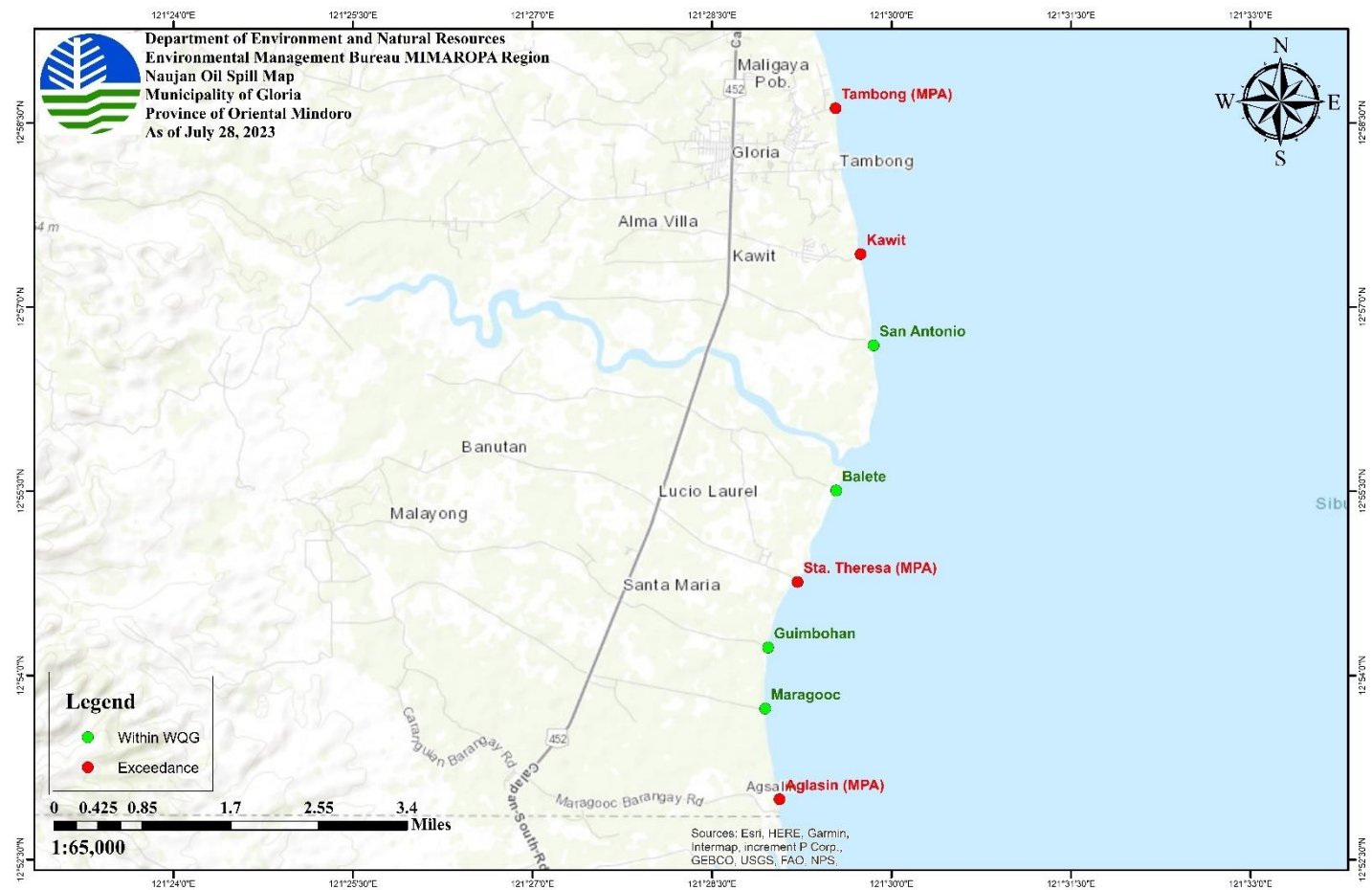
SAMPLING STATIONS AND RESULTS OF ANALYSIS – CALAPAN CITY, ORIENTAL MINDORO (MARCH 16 TO APRIL 2, 2023)

Source	Station No.	Station Identification	Classification	Current Beneficial Usage	WQG	Date of Sampling								
						March 16, 2023	March 19, 2023	March 20, 2023	March 21, 2023	March 22, 2023	March 23, 2023	March 24, 2023	March 25, 2023	April 2, 2023
Calapan City, Oriental Mindoro	1	Maidlang Mangrove and Beach Forest Reserve (MPA)	Class SC	Mangrove	3 mg/L	3 mg/L	-	-	2 mg/L	28 mg/L	5 mg/L	3 mg/L	6 mg/L	2 mg/L
	2	Silonay Mangrove Conservation Area (MPA)	Class SC	Mangrove	3 mg/L	19 mg/L	-	-	2 mg/L	11 mg/L	6 mg/L	2 mg/L	2 mg/L	<1 mg/L
	3	Harka Piloto Fish Sanctuary (MPA)	Class SA	Fish sanctuary	1 mg/L	15 mg/L	-	-	2 mg/L	6 mg/L	1 mg/L	4 mg/L	5 mg/L	<1 mg/L
	4	Calero - Salong and Coral Reef (MPA)	Class SA	Reef	1 mg/L	2 mg/L	3 mg/L	31 mg/L	3 mg/L	14 mg/L	<1 mg/L	5 mg/L	3 mg/L	5 mg/L
	5	Mahal na Pangalan Mangrove Ecopark	Class SC	Mangrove	3 mg/L	11 mg/L	<1 mg/L	2 mg/L	<1 mg/L	13 mg/L	4 mg/L	2 mg/L	7 mg/L	<1 mg/L
	6	Brgy Navotas	Class SB	Public beach area	2 mg/L	1 mg/L	<1 mg/L	8 mg/L	14 mg/L	43 mg/L	<1 mg/L	3 mg/L	4 mg/L	2 mg/L
	7	Near Delta of Tihaya River	Class SC	River delta	3 mg/L	<1 mg/L	-	-	3 mg/L	9 mg/L	2 mg/L	5 mg/L	1 mg/L	<1 mg/L
	8	Suqui	Class SB		2 mg/L	-	3 mg/L	15 mg/L	-	-	-	-	-	

SAMPLING STATIONS AND RESULTS OF ANALYSIS – CALAPAN CITY, ORIENTAL MINDORO (APRIL 19 TO JULY 31, 2023)

Source	Station No.	Station Identification	Classification	Current Beneficial Usage	WQG	Date of Sampling					
						April 19, 2023	May 09, 2023	June 14, 2023	June 29, 2023	July 18, 2023	July 31, 2023
Calapan City, Oriental Mindoro	1	Maidlang Mangrove and Beach Forest Reserve (MPA)	Class SC	Mangrove	3 mg/L	<1 mg/L	3 mg/L	5 mg/L	11 mg/L	6 mg/L	4 mg/L
	2	Silonay Mangrove Conservation Area (MPA)	Class SC	Mangrove	3 mg/L	2 mg/L	<1 mg/L	13 mg/L	54 mg/L	4 mg/L	2 mg/L
	3	Harka Piloto Fish Sanctuary (MPA)	Class SA	Fish sanctuary	1 mg/L	4 mg/L	<1 mg/L	13 mg/L	9 mg/L	1 mg/L	3 mg/L
	4	Calero - Salong and Coral Reef (MPA)	Class SA	Reef	1 mg/L	2 mg/L	1 mg/L	4 mg/L	6 mg/L	<1 mg/L	3 mg/L
	5	Mahal na Pangalan Mangrove Ecopark	Class SC	Mangrove	3 mg/L	<1 mg/L	2 mg/L	4 mg/L	27 mg/L	2 mg/L	3 mg/L
	6	Brgy Navotas	Class SB	Public beach area	2 mg/L	<1 mg/L	2 mg/L	<1 mg/L	3 mg/L	4 mg/L	3 mg/L
	7	Near Delta of Tihaya River	Class SC	River delta	3 mg/L	<1 mg/L	5 mg/L	3 mg/L	35 mg/L	1 mg/L	3 mg/L

SAMPLING STATIONS AND RESULTS OF ANALYSIS – GLORIA, ORIENTAL MINDORO



SAMPLING STATIONS AND RESULTS OF ANALYSIS – GLORIA, ORIENTAL MINDORO (MARCH 07 TO 15, 2023)

Source	Station No.	Station Identification	Classification	Current Beneficial Usage	WQG	Date of Sampling								
						March 7, 2023	March 8, 2023	March 9, 2023	March 10, 2023	March 11, 2023	March 12, 2023	March 13, 2023	March 14, 2023	March 15, 2023
Gloria (Coastal Waters), Oriental Mindoro	1	Aglasin (MPA)	Class SB	Marine protected area, swimming	2 mg/L	<1 mg/L	9 mg/L	2 mg/L	19 mg/L	<1 mg/L	51 mg/L	2 mg/L	8 mg/L	<1 mg/L
	2	Maragooc	Class SB	Swimming, fishing	2 mg/L	5 mg/L	2 mg/L	3 mg/L	44 mg/L	1 mg/L	38 mg/L	46 mg/L	6 mg/L	4 mg/L
	3	Guimbohan	Class SB	Swimming, fishing	2 mg/L	<1 mg/L	1 mg/L	2 mg/L	12 mg/L	1 mg/L	<1 mg/L	35 mg/L	6 mg/L	2 mg/L
	4	Sta. Theresa (MPA)	Class SA	Marine protected area, swimming, fishing	1 mg/L	15 mg/L	1 mg/L	6 mg/L	45 mg/L	4 mg/L	3 mg/L	6 mg/L	15 mg/L	4 mg/L
	5	Balete	Class SC	With mangrove area, swimming, fishing	3 mg/L	10 mg/L	4 mg/L	1 mg/L	5 mg/L	5 mg/L	3 mg/L	102 mg/L	29 mg/L	25 mg/L
	6	San Antonio	Class SB	Swimming, fishing	2 mg/L	12 mg/L	10 mg/L	2 mg/L	3 mg/L	-	<1 mg/L	27 mg/L	1 mg/L	6 mg/L
	7	Kawit	Class SB	Swimming, fishing	2 mg/L	13 mg/L	6 mg/L	<1 mg/L	8 mg/L	3 mg/L	<1 mg/L	23 mg/L	13 mg/L	<1 mg/L
	8	Tambong	Class SA	Marine protected area, swimming, fishing	1 mg/L	13 mg/L	3 mg/L	2 mg/L	2 mg/L	20 mg/L	10 mg/L	19 mg/L	1 mg/L	3 mg/L

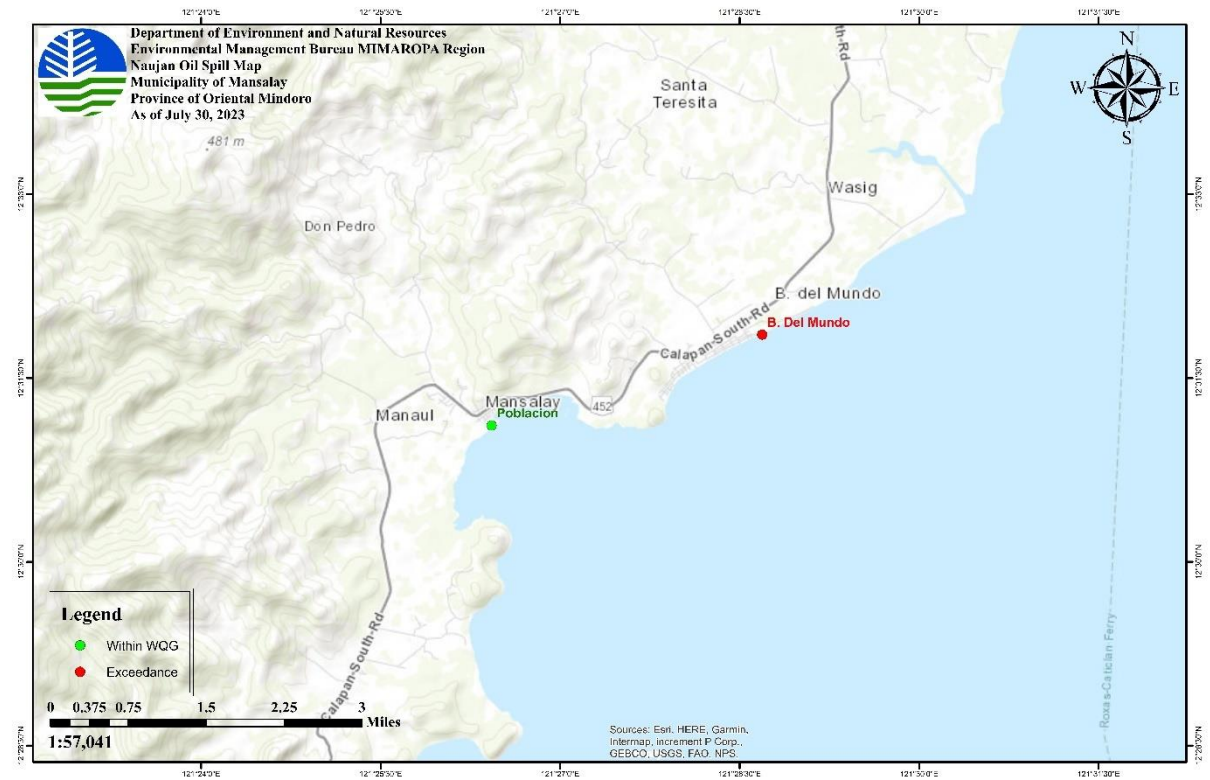
SAMPLING STATIONS AND RESULTS OF ANALYSIS – GLORIA, ORIENTAL MINDORO (MARCH 16 TO APRIL 16, 2023)

Source	Station No.	Station Identification	Classification	Current Beneficial Usage	WQG	Date of Sampling								
						March 16, 2023	March 17, 2023	March 18, 2023	March 19, 2023	March 21, 2023	March 23, 2023	March 25, 2023	March 27, 2023	April 16, 2023
Gloria (Coastal Waters), Oriental Mindoro	1	Aglasin (MPA)	Class SB	Marine protected area, swimming	2 mg/L	2 mg/L	3 mg/L	7 mg/L	<1 mg/L	2 mg/L	5 mg/L	9 mg/L	23 mg/L	5 mg/L
	2	Maragooc	Class SB	Swimming, fishing	2 mg/L	23 mg/L	1 mg/L	1 mg/L	<1 mg/L	4 mg/L	9 mg/L	9 mg/L	2 mg/L	8 mg/L
	3	Guimbohan	Class SB	Swimming, fishing	2 mg/L	2 mg/L	4 mg/L	<1 mg/L	<1 mg/L	4 mg/L	7 mg/L	7 mg/L	1 mg/L	6 mg/L
	4	Sta. Theresa (MPA)	Class SA	Marine protected area, swimming, fishing	1 mg/L	1 mg/L	4 mg/L	6 mg/L	1 mg/L	7 mg/L	9 mg/L	7 mg/L	3 mg/L	6 mg/L
	5	Balete	Class SC	With mangrove area, swimming, fishing	3 mg/L	3,499 mg/L	2 mg/L	8 mg/L	4 mg/L	6 mg/L	7 mg/L	7 mg/L	3 mg/L	4 mg/L
	6	San Antonio	Class SB	Swimming, fishing	2 mg/L	5 mg/L	5 mg/L	<1 mg/L	<1 mg/L	8 mg/L	<1 mg/L	5 mg/L	5 mg/L	3 mg/L
	7	Kawit	Class SB	Swimming, fishing	2 mg/L	13 mg/L	4 mg/L	20 mg/L	10 mg/L	4 mg/L	<1 mg/L	6 mg/L	3 mg/L	31 mg/L
	8	Tambong	Class SA	Marine protected area, swimming, fishing	1 mg/L	2 mg/L	5 mg/L	<1 mg/L	2 mg/L	13 mg/L	1 mg/L	2 mg/L	5 mg/L	4 mg/L

SAMPLING STATIONS AND RESULTS OF ANALYSIS – GLORIA, ORIENTAL MINDORO (MAY 03 TO JULY 28, 2023)

Source	Station No.	Station Identification	Classification	Current Beneficial Usage	WQG	Date of Sampling			
						May 03, 2023	June 9, 2023	July 14, 2023	July 28, 2023
Gloria (Coastal Waters), Oriental Mindoro	1	Aglasin (MPA)	Class SB	Marine protected area, swimming	1 mg/L	8 mg/L	7 mg/L	2 mg/L	2 mg/L
	2	Maragooc	Class SB	Swimming, fishing	2 mg/L	<1 mg/L	9 mg/L	4 mg/L	1 mg/L
	3	Guimbohan	Class SB	Swimming, fishing	2 mg/L	2 mg/L	78 mg/L	6 mg/L	2 mg/L
	4	Sta. Theresa (MPA)	Class SA	Marine protected area, swimming, fishing	1 mg/L	2 mg/L	7 mg/L	<1 mg/L	4 mg/L
	5	Balete	Class SC	With mangrove area, swimming, fishing	3 mg/L	<1 mg/L	22 mg/L	3 mg/L	3 mg/L
	6	San Antonio	Class SB	Swimming, fishing	2 mg/L	<1 mg/L	4 mg/L	3 mg/L	<1 mg/L
	7	Kawit	Class SB	Swimming, fishing	2 mg/L	6 mg/L	4 mg/L	4 mg/L	4 mg/L
	8	Tambong	Class SA	Marine protected area, swimming, fishing	1 mg/L	<1 mg/L	2 mg/L	2 mg/L	3 mg/L

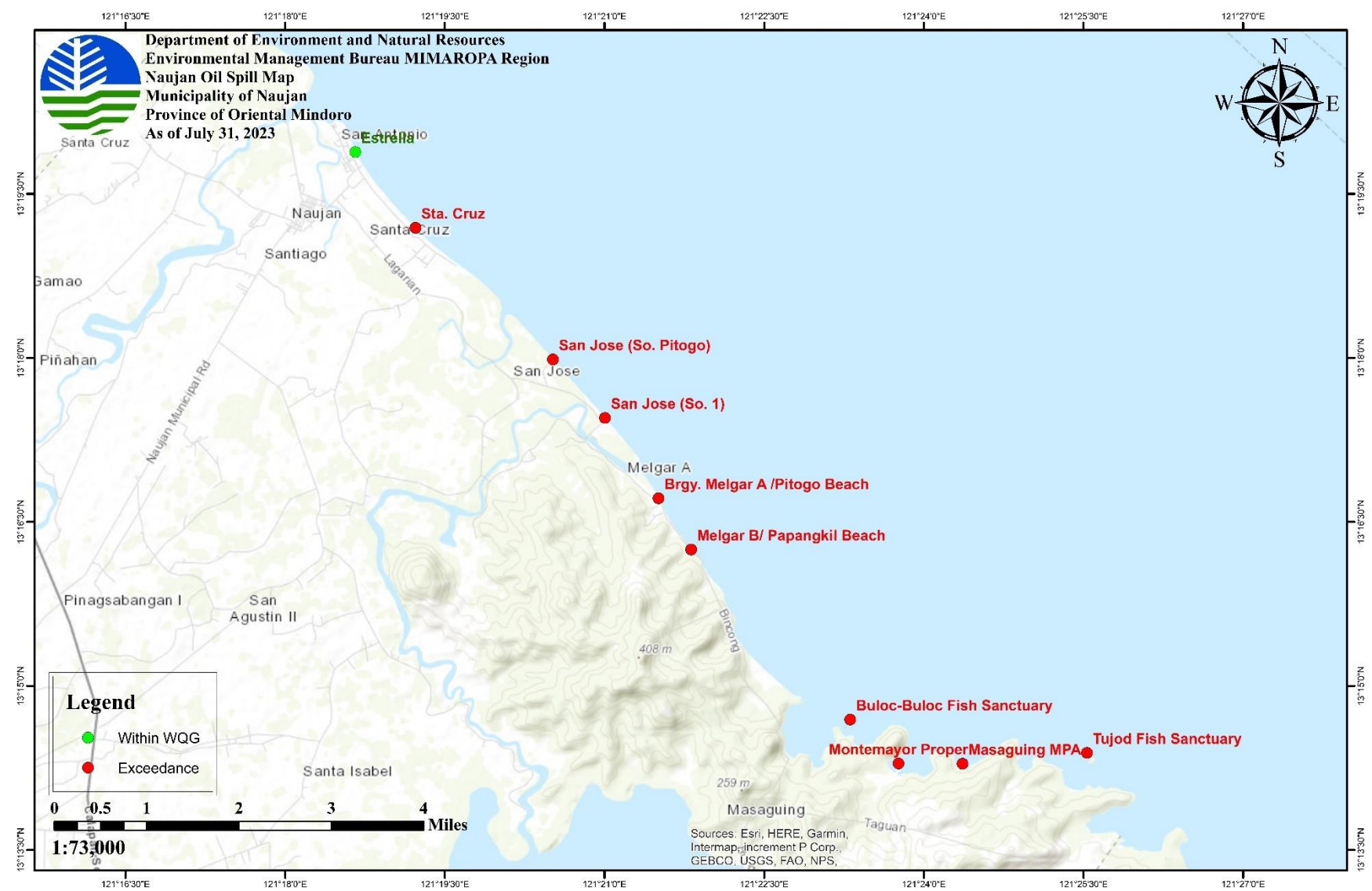
SAMPLING STATIONS AND RESULTS OF ANALYSIS – MANSALAY, ORIENTAL MINDORO



SAMPLING STATIONS AND RESULTS OF ANALYSIS – MANSALAY, ORIENTAL MINDORO (MARCH 29 TO JULY 30, 2023)

Source	Station No.	Station Identification	Classification	Current Beneficial Usage	WQG	Date of Sampling						
						March 29, 2023	April 17, 2023	April 26, 2023	May 02, 2023	June 5, 2023	June 18, 2023	July 30, 2023
Mansalay, Oriental Mindoro	1	B. Del Mundo	Class SB	-	2 mg/L	14 mg/L	5 mg/L	2 mg/L	5 mg/L	<1 mg/L	5 mg/L	3 mg/L
	2	Poblacion	Class SB	-	2 mg/L	4 mg/L	6 mg/L	<1 mg/L	50 mg/L	<1 mg/L	5 mg/L	2 mg/L

SAMPLING STATIONS AND RESULTS OF ANALYSIS – NAUJAN, ORIENTAL MINDORO



SAMPLING STATIONS AND RESULTS OF ANALYSIS – NAUJAN, ORIENTAL MINDORO (MARCH 1 – 10, 2023)

Source	Station No.	Station Identification	Classification	Current Beneficial Usage	WQG	Date of Sampling									
						March 1, 2023	March 2, 2023	March 3, 2023	March 4, 2023	March 5, 2023	March 6, 2023	March 7, 2023	March 8, 2023	March 9, 2023	March 10, 2023
Naujan Municipal Waters	1	Estrella	Class SB	Swimming, fishing, tourist area, docking of boat, residential area (20-30 meters away from the beach)	2 mg/L	2 mg/L	5 mg/L	3 mg/L	8 mg/L	3 mg/L	<1 mg/L	16 mg/L	2 mg/L	1 mg/L	2 mg/L
	2	Sta. Cruz	Class SC	Fishing, docking of boat, swimming	3 mg/L	13 mg/L	5 mg/L	3 mg/L	13 mg/L	<1 mg/L	3 mg/L	9 mg/L	2 mg/L	<1 mg/L	3 mg/L
	3	San Jose (Sitio Pitogo)	Class SB	Swimming, presence of beach resort, tourist area	2 mg/L	<1 mg/L	4 mg/L	49 mg/L	9 mg/L	16 mg/L	1 mg/L	30 mg/L	4 mg/L	7 mg/L	3 mg/L
	4	San Jose (Sitio 1)	Class SC	Docking, fishing, swimming with residential area	3 mg/L	11 mg/L	5 mg/L	8 mg/L	12 mg/L	10 mg/L	3 mg/L	31 mg/L	15 mg/L	11 mg/L	34 mg/L
	5	Antipolo/San Jose Proper	Class SC	Swimming, docking of boat, fishing, residential area	3 mg/L	21 mg/L	NO SAMPLING WAS CONDUCTED PER ADVICE OF MDRRMO/PCG/BANTAY DAGAT AND FISHERY MANAGEMENT UNIT DUE TO BAD WEATHER								-
	6	Brgy. Melgar A/ Pitogo Beach	Class SB	Swimming with residential area	2 mg/L	7 mg/L	8 mg/L	3 mg/L	15 mg/L	2 mg/L	5 mg/L	8 mg/L	19 mg/L	10 mg/L	32 mg/L
	7	Melgar B/ Papangkil Beach	Class SC	Swimming, fishing area, with residential area	3 mg/L	9 mg/L	5 mg/L	6 mg/L	11mg/L	<1 mg/L	9 mg/L	11 mg/L	22 mg/L	3 mg/L	9 mg/L

	8	Buloc-Buloc Fish Sanctuary	Class SA	Tourist area, fish sanctuary	1 mg/L	<1 mg/L	NO SAMPLING WAS CONDUCTED PER ADVICE OF MDRRMO/PCG/BANTAY DAGAT AND FISHERY MANAGEMENT UNIT DUE TO BAD WEATHER	-
	9	Montemayor Proper	Class SA	Swimming, fishing	2 mg/L	2 mg/L		-
	10	Masaguig	Class SA	Swimming, fishing	1 mg/L	<1 mg/L		-
	11	Tujod Fish Sanctuary	Class SA	Fish sanctuary	1 mg/L	15 mg/L		-

SAMPLING STATIONS AND RESULTS OF ANALYSIS – NAUJAN, ORIENTAL MINDORO (MARCH 11 TO 17, 2023)

Source	Station No.	Station Identification	Classification	Current Beneficial Usage	WQG	Date of Sampling						
						March 11, 2023	March 12, 2023	March 13, 2023	March 14, 2023	March 15, 2023	March 16, 2023	March 17, 2023
Naujan Municipal Waters	1	Estrella	Class SB	Swimming, fishing, tourist area, docking of boat, residential area (20-30 meters away from the beach)	2 mg/L	30 mg/L	9 mg/L	7 mg/L	7 mg/L	14 mg/L	<1 mg/L	5 mg/L
	2	Sta. Cruz	Class SC	Fishing, docking of boat, swimming	3 mg/L	1 mg/L	18 mg/L	2 mg/L	10 mg/L	4 mg/L	4 mg/L	<1 mg/L
	3	San Jose (Sitio Pitogo)	Class SB	Swimming, presence of beach resort, tourist area	2 mg/L	19 mg/L	5 mg/L	4 mg/L	10 mg/L	9 mg/L	4 mg/L	4 mg/L
	4	San Jose (Sitio 1)	Class SC	Docking, fishing, swimming with residential area	3 mg/L	6 mg/L	8 mg/L	14 mg/L	10 mg/L	6 mg/L	21 mg/L	8 mg/L
	5	Antipolo/San Jose Proper	Class SB	Swimming, docking of boat, fishing, residential area	2 mg/L	NO SAMPLING WAS CONDUCTED PER ADVICE OF MDRRMO/PCG/BANTAY DAGAT AND FISHERY MANAGEMENT UNIT DUE TO BAD WEATHER	-	-	-	-	-	-
	6	Brgy. Melgar A/ Pitogo Beach	Class SB	Swimming with residential area	2 mg/L	<1 mg/L	11 mg/L	1 mg/L	55 mg/L	6 mg/L	<1 mg/L	10 mg/L
	7	Melgar B/ Papangkil Beach	Class SA	Swimming, fishing area, with residential area	1 mg/L	<1 mg/L	12 mg/L	8 mg/L	23 mg/L	10 mg/L	3 mg/L	4 mg/L

	8	Buloc-Buloc Fish Sanctuary	Class SB	Tourist area, fish sanctuary	2 mg/L	NO SAMPLING WAS CONDUCTED PER ADVICE OF MDRRMO/PCG/BANTAY DAGAT AND FISHERY MANAGEMENT UNIT DUE TO BAD WEATHER
	9	Montemayor Proper	Class SA	Swimming, fishing	1 mg/L	
	10	Masaguig	Class SA	Swimming, fishing	1 mg/L	
	11	Tujod Fish Sanctuary	Class SB	Fish sanctuary	2 mg/L	

SAMPLING STATIONS AND RESULTS OF ANALYSIS – NAUJAN, ORIENTAL MINDORO (MARCH 19 TO APRIL 20, 2023)

Source	Station No.	Station Identification	Classification	Current Beneficial Usage	WQG	Date of Sampling								
						March 19, 2023	March 21, 2023	March 23, 2023	March 25, 2023	March 27, 2023	April 2, 2023	April 5, 2023	April 13, 2023	April 20, 2023
Naujan Municipal Waters	1	Estrella	Class SB	Swimming, fishing, tourist area, docking of boat, residential area (20-30 meters away from the beach)	2 mg/L	6 mg/L	1 mg/L	<1 mg/L	2 mg/L	14 mg/L	6 mg/L	<1 mg/L	3 mg/L	7 mg/L
	2	Sta. Cruz	Class SC	Fishing, docking of boat, swimming	3 mg/L	10 mg/L	4 mg/L	1 mg/L	5 mg/L	-	2 mg/L	<1 mg/L	15 mg/L	50 mg/L
	3	San Jose (Sitio Pitogo)	Class SB	Swimming, presence of beach resort, tourist area	2 mg/L	6 mg/L	-	6 mg/L	7 mg/L	5 mg/L	4 mg/L	3 mg/L	5 mg/L	21 mg/L
	4	San Jose (Sitio 1)	Class SC	Docking, fishing, swimming with residential area	3 mg/L	5 mg/L	8 mg/L	5 mg/L	14 mg/L	10 mg/L	3 mg/L	<1 mg/L	3 mg/L	16 mg/L
	5	Brgy. Melgar A/ Pitogo Beach	Class SB	Swimming with residential area	2 mg/L	3 mg/L	15 mg/L	<1 mg/L	3 mg/L	5 mg/L	4 mg/L	1 mg/L	5 mg/L	4 mg/L
	6	Melgar B/ Papangkil Beach	Class SB	Swimming, fishing area, with residential area	2 mg/L	10 mg/L	4 mg/L	2 mg/L	32 mg/L	6 mg/L	2 mg/L	1 mg/L	9 mg/L	3 mg/L
	7	Buloc-Buloc Fish Sanctuary	Class SA	Tourist area, fish sanctuary	1 mg/L	11 mg/L	11 mg/L	5 mg/L	5 mg/L	2 mg/L	4 mg/L	<1 mg/L	3 mg/L	1 mg/L
	8	Montemayor Proper	Class SB	Swimming, fishing	2 mg/L	2 mg/L	4 mg/L	11 mg/L	13 mg/L	5 mg/L	5 mg/L	<1 mg/L	<1 mg/L	2 mg/L
	9	Masaguig	Class SA	Swimming, fishing	1 mg/L	5 mg/L	3 mg/L	<1 mg/L	5 mg/L	10 mg/L	4 mg/L	<1 mg/L	3 mg/L	17 mg/L
	10	Tujod Fish Sanctuary	Class SA	Fish sanctuary	1 mg/L	<1 mg/L	5 mg/L	4 mg/L	26 mg/L	11 mg/L	7 mg/L	<1 mg/L	7 mg/L	51 mg/L

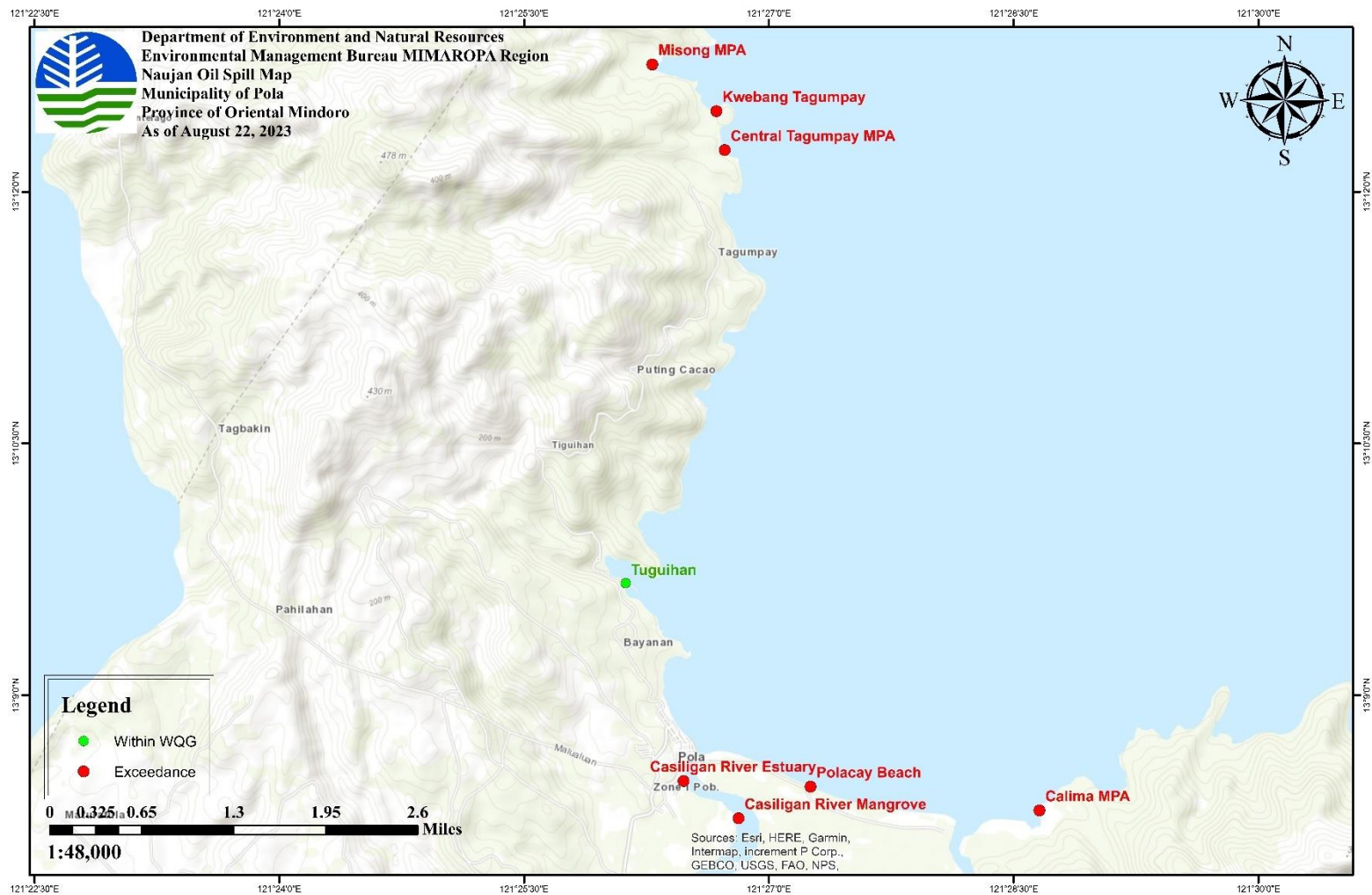
SAMPLING STATIONS AND RESULTS OF ANALYSIS – NAUJAN, ORIENTAL MINDORO (MAY 09 to JULY 31, 2023)

Source	Station No.	Station Identification	Classification	Current Beneficial Usage	WQG	Date of Sampling					
						May 09, 2023	June 7, 2023	June 21, 2023	June 27, 2023	July 13, 2023	July 31, 2023
Naujan Municipal Waters	1	Estrella	Class SB	Swimming, fishing, tourist area, docking of boat, residential area (20-30 meters away from the beach)	2 mg/L	4 mg/L	6 mg/L	<1 mg/L	<1 mg/L	4 mg/L	2 mg/L
	2	Sta. Cruz	Class SC	Fishing, docking of boat, swimming	3 mg/L	2 mg/L	6 mg/L	3 mg/L	3 mg/L	5 mg/L	6 mg/L
	3	San Jose (Sitio Pitogo)	Class SB	Swimming, presence of beach resort, tourist area	2 mg/L	2 mg/L	5 mg/L	15 mg/L	<1 mg/L	5 mg/L	3 mg/L
	4	San Jose (Sitio 1)	Class SC	Docking, fishing, swimming with residential area	3 mg/L	2 mg/L	3 mg/L	11 mg/L	19 mg/L	3 mg/L	8 mg/L
	5	Brgy. Melgar A/ Pitogo Beach	Class SB	Swimming with residential area	2 mg/L	1 mg/L	4 mg/L	4 mg/L	5 mg/L	<1 mg/L	6 mg/L
	6	Melgar B/ Papangkil Beach	Class SB	Swimming, fishing area, with residential area	2 mg/L	1 mg/L	4 mg/L	5 mg/L	12 mg/L	<1 mg/L	4 mg/L
	7	Buloc-Buloc Fish Sanctuary	Class SA	Tourist area, fish sanctuary	1 mg/L	<1 mg/L	11 mg/L	9 mg/L	<1 mg/L	<1 mg/L	4 mg/L
	8	Montemayor Proper	Class SB	Swimming, fishing	2 mg/L	<1 mg/L	9 mg/L	11 mg/L	<1 mg/L	<1 mg/L	4 mg/L
	9	Masaguing	Class SA	Swimming, fishing	1 mg/L	<1 mg/L	11 mg/L	1 mg/L	<1 mg/L	3 mg/L	3 mg/L
	10	Tujod Fish Sanctuary	Class SA	Fish sanctuary	1 mg/L	<1 mg/L	7 mg/L	3 mg/L	<1 mg/L	2 mg/L	4 mg/L

SAMPLING STATIONS AND RESULTS OF ANALYSIS – NAUJAN MUNICIPAL WATERS 400m AWAY FROM SHORE (MARCH 4 TO 18, 2023)

Source	Station No.	Station Identification	Classification	Current Beneficial Usage	WQG	Date of Sampling					
						March 4, 2023	March 13, 2023	March 14, 2023	March 16, 2023	March 17, 2023	March 18, 2023
Naujan Municipal Waters 400m away from shore	1	Estrella Beach Bay	Class SB	swimming, fishing, tourist area, docking of boat, residential area (20-30 meters away from the beach)	2 mg/L	-	<1 mg/L	14 mg/L	13 mg/L	-	7 mg/L
	2	Naujan Cemetery	Class SC	Fishing, docking of boat, swimming	3 mg/L	-	8 mg/L	8 mg/L	3 mg/L	-	<1 mg/L
	3	Brgy Sta. Cruz	Class SB	swimming, presence of beach resort, tourist area	2 mg/L	-	3 mg/L	9 mg/L	11 mg/L	-	2 mg/L
	4	San Jose 1	Class SC	docking of boat, fishing, swimming, with residential area	3 mg/L	-	2 mg/L	26 mg/L	11 mg/L	-	19 mg/L
	5	San Jose Proper	Class SC	swimming, docking of boat, fishing, residential area	3 mg/L	-	4 mg/L	25 mg/L	10 mg/L	-	-
	6	Pitugo Beach	Class SB	swimming, with residential area	2 mg/L	-	2 mg/L	20 mg/L	-	-	25 mg/L
	7	Papangkil Beach	Class SC	swimming, fishing with residential area	3 mg/L	-	12 mg/L	13 mg/L	-	-	16 mg/L
	8	Buloc-Buloc (Mangrove)	Class SA	Tourist area, Fish sanctuary	1 mg/L	9 mg/L	12 mg/L	7 mg/L	-	<1 mg/L	3 mg/L
	9	Montemayor	Class SB	swimming, fishing	2 mg/L	5 mg/L	30 mg/L	10 mg/L	-	28 mg/L	5 mg/L
	10	Masaguig	Class SA	swimming, fishing	1 mg/L	12 mg/L	15 mg/L	7 mg/L	-	8 mg/L	8 mg/L
	11	Tujod Fish Sanctuary	Class SA	Fish sanctuary	1 mg/L	8 mg/L	12 mg/L	4 mg/L	-	11 mg/L	6 mg/L

SAMPLING STATIONS AND RESULTS OF ANALYSIS - POLA, ORIENTAL MINDORO



SAMPLING STATIONS AND RESULTS OF ANALYSIS - POLA, ORIENTAL MINDORO (MARCH 2 TO 10, 2023)

Source	Station No.	Station Identification	Classification	Current Beneficial Use	WQG	Date of Sampling								
						March 2, 2023	March 3, 2023	March 4, 2023	March 5, 2023	March 6, 2023	March 7, 2023	March 8, 2023	March 9, 2023	March 10, 2023
Pola Shoreline	1	Misong MPA	Class SA	Tourist area, fishing, fish sanctuary	1 mg/L	20 mg/L	5 mg/L	3 mg/L	<1 mg/L	4 mg/L	9 mg/L	12 mg/L	3 mg/L	2 mg/L
	2	Central Tagumpay MPA	Class SA	Tourist area	1 mg/L	10 mg/L	7 mg/L	15 mg/L	2 mg/L	7 mg/L	6 mg/L	17 mg/L	4 mg/L	2 mg/L
	3	Tuguihan MPA	Class SC	Port of Pola, Docking of boat, fishing sanctuary	3 mg/L	-	6 mg/L	25 mg/L	7 mg/L	5 mg/L	5 mg/L	12 mg/L	34 mg/L	<1 mg/L
	4	Casiligan River Estuary	Class SA	Casiligan drainage area	1 mg/L	-	4 mg/L	4 mg/L	4 mg/L	4 mg/L	6 mg/L	5 mg/L	3 mg/L	11 mg/L
	5	Calima MPA	Class SB	Fishing sanctuary, fishing	2 mg/L	3 mg/L	8 mg/L	5 mg/L	<1 mg/L	<1 mg/L	NO SAMPLING WAS CONDUCTED PER ADVICE OF MDRRMO/PCG/BANTAY DAGAT AND FISHERY MANAGEMENT UNIT DUE TO BAD WEATHER	1 mg/L	3 mg/L	14 mg/L
	6	Polacay Beach	Class SC	Tourist area, presence of resort	3 mg/L	1 mg/L	4 mg/L	5 mg/L	<1 mg/L	<1 mg/L		3 mg/L	<1 mg/L	<1 mg/L
	7	Casiligan River Mangrove	Class SB	Within mangrove area, near boat docking area	2 mg/L	-	-	14 mg/L	3 mg/L	12 mg/L		2 mg/L	2 mg/L	<1 mg/L
	8	Kwebang Tagumpay	Class SC	Within private resort, fishing, swimming	3 mg/L	-	10 mg/L	-				8 mg/L	1 mg/L	<1 mg/L

SAMPLING STATIONS AND RESULTS OF ANALYSIS - POLA, ORIENTAL MINDORO (MARCH 11 TO 19, 2023)

Source	Station No.	Station Identification	Classification	Current Beneficial Use	WQG	Date of Sampling								
						March 11, 2023	March 12, 2023	March 13, 2023	March 14, 2023	March 15, 2023	March 16, 2023	March 17, 2023	March 18, 2023	March 19, 2023
Pola Shoreline	1	Misong MPA	Class SA	Tourist area, fishing, fish sanctuary	1 mg/L	3 mg/L	7 mg/L	1 mg/L	2 mg/L	4 mg/L	12 mg/L	4 mg/L	6 mg/L	<1 mg/L
	2	Central Tagumpay MPA	Class SA	Tourist area	1 mg/L	1 mg/L	5 mg/L	9 mg/L	7 mg/L	4 mg/L	14 mg/L	17 mg/L	1 mg/L	3 mg/L
	3	Tuguihan MPA	Class SC	Port of Pola, Docking of boat, fishing sanctuary	3 mg/L	15 mg/L	12 mg/L	8 mg/L	8 mg/L	4 mg/L	2 mg/L	20 mg/L	6 mg/L	6 mg/L
	4	Casiligan River Estuary	Class SA	Casiligan drainage area	1 mg/L	12 mg/L	27 mg/L	5 mg/L	5 mg/L	13 mg/L	12 mg/L	13 mg/L	2 mg/L	2 mg/L
	5	Calima MPA	Class SB	Fishing sanctuary, fishing	2 mg/L	3 mg/L	17 mg/L	3 mg/L	3 mg/L	5 mg/L	20 mg/L	2 mg/L	5 mg/L	4 mg/L
	6	Polacay Beach	Class SC	Tourist area, presence of resort	3 mg/L	18 mg/L	6 mg/L	8 mg/L	1 mg/L	20 mg/L	17 mg/L	9 mg/L	8 mg/L	3 mg/L
	7	Casiligan River Mangrove	Class SB	Within mangrove area, near boat docking area	2 mg/L	<1 mg/L	4 mg/L	10 mg/L	6 mg/L	2 mg/L	2 mg/L	3 mg/L	5 mg/L	2 mg/L
	8	Kwebang Tagumpay	Class SC	Within private resort, fishing, swimming	3 mg/L	3 mg/L	<1 mg/L	4 mg/L	5 mg/L	2 mg/L	3 mg/L	6 mg/L	3 mg/L	7 mg/L
	9	Buhay na Tubig (Kanluran)	Class SD		5 mg/L	-	-	-	-	4 mg/L	-	-	-	-
	10	Buhay na Tubig (Sawang)	Class SD		5 mg/L	-	-	-	-	5 mg/L	-	-	-	-
	11	Buhay na Tubig (Central)	Class SD		5 mg/L	-	-	-	-	<1 mg/L	-	-	-	-

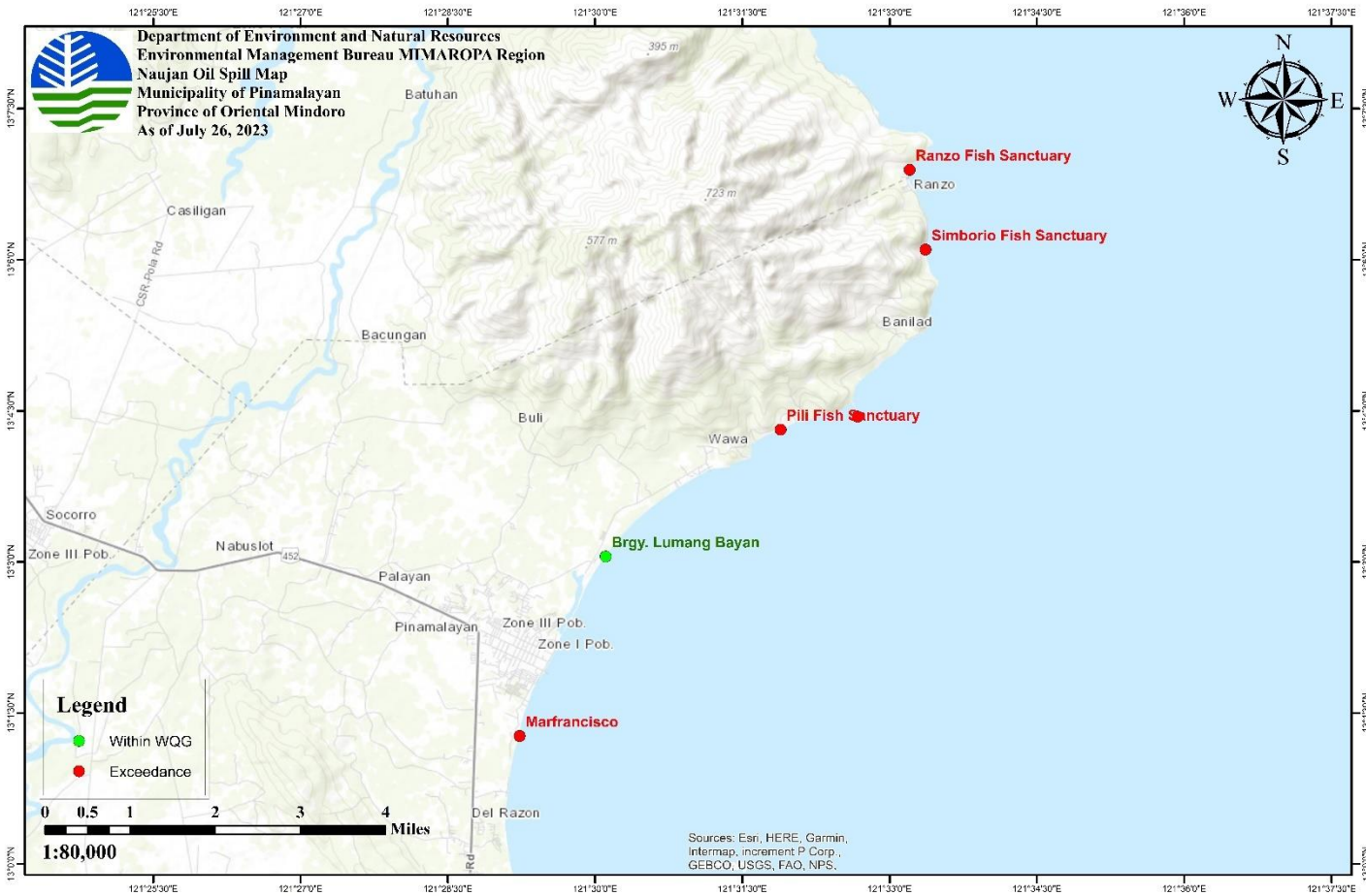
SAMPLING STATIONS AND RESULTS OF ANALYSIS - POLA, ORIENTAL MINDORO (MARCH 21 TO APRIL 11, 2023)

Source	Station No.	Station Identification	Classification	Current Beneficial Use	WQG	Date of Sampling							
						March 21, 2023	March 23, 2023	March 25, 2023	March 27, 2023	March 28, 2023	April 2, 2023	April 5, 2023	April 11, 2023
Pola Shoreline	1	Misong MPA	Class SA	Tourist area, fishing, fish sanctuary	1 mg/L	4 mg/L	4 mg/L	31 mg/L	6 mg/L	-	2 mg/L	8 mg/L	1 mg/L
	2	Central Tagumpay MPA	Class SA	Tourist area	1 mg/L	4 mg/L	<1 mg/L	72 mg/L	3 mg/L	-	<1 mg/L	3 mg/L	<1 mg/L
	3	Tuguihan MPA	Class SC	Port of Pola, Docking of boat, fishing sanctuary	3 mg/L	4 mg/L	3 mg/L	13 mg/L	15 mg/L	-	6 mg/L	<1 mg/L	<1 mg/L
	4	Casiligan River Estuary	Class SA	Casiligan drainage area	1 mg/L	24 mg/L	<1 mg/L	12 mg/L	8 mg/L	-	<1 mg/L	2 mg/L	<1 mg/L
	5	Calima MPA	Class SB	Fishing sanctuary, fishing	2 mg/L	5 mg/L	<1 mg/L	10 mg/L	5 mg/L	-	<1 mg/L	2 mg/L	2 mg/L
	6	Polacay Beach	Class SC	Tourist area, presence of resort	3 mg/L	5 mg/L	<1 mg/L	10 mg/L	7 mg/L	-	<1 mg/L	2 mg/L	<1 mg/L
	7	Casiligan River Mangrove	Class SB	Within mangrove area, near boat docking area	2 mg/L	4 mg/L	1 mg/L	17 mg/L	6 mg/L	-	1 mg/L	5 mg/L	4 mg/L
	8	Kwebang Tagumpay	Class SC	Within private resort, fishing, swimming	3 mg/L	-	3 mg/L	11 mg/L	12 mg/L	-	4 mg/L	2 mg/L	<1 mg/L
	9	Buhay na Tubig (Kanaluran)	Class SD		5 mg/L	-	<1 mg/L	-	-	2 mg/L	-	-	-
	10	Buhay na Tubig (Sawang)	Class SD		5 mg/L	-	3 mg/L	-	-	-	-	-	-
	11	Buhay na Tubig (Central)	Class SD		5 mg/L	-	<1 mg/L	-	-	-	-	-	-
	12	Calima (Sitio Dayap)				-	5 mg/L	5 mg/L	-	-	-	-	-

SAMPLING STATIONS AND RESULTS OF ANALYSIS - POLA, ORIENTAL MINDORO (APRIL 12 TO AUGUST 22, 2023)

Source	Station No.	Station Identification	Classification	Current Beneficial Use	WQG	Date of Sampling							
						April 12, 2023	April 20, 2023	May 04, 2023	June 9, 2023	June 22, 2023	July 14, 2023	July 21, 2023	Aug. 22, 2023
Pola Shoreline	1	Misong MPA	Class SA	Tourist area, fishing, fish sanctuary	1 mg/L	-	<1 mg/L	3 mg/L	3 mg/L	<1 mg/L	1 mg/L	6 mg/L	4 mg/L
	2	Central Tagumpay MPA	Class SA	Tourist area	1 mg/L	-	2 mg/L	<1 mg/L	3 mg/L	10 mg/L	4 mg/L	5 mg/L	5 mg/L
	3	Tuguihan MPA	Class SC	Port of Pola, Docking of boat, fishing sanctuary	3 mg/L	-	<1 mg/L	<1 mg/L	<1 mg/L	4 mg/L	<1 mg/L	7 mg/L	3 mg/L
	4	Casiligan River Estuary	Class SA	Casiligan drainage area	1 mg/L	-	-	18 mg/L	3 mg/L	4 mg/L	<1 mg/L	34 mg/L	4 mg/L
	5	Calima MPA	Class SB	Fishing sanctuary, fishing	2 mg/L	<1 mg/L	<1 mg/L	<1 mg/L	3 mg/L	<1 mg/L	2 mg/L	2 mg/L	4 mg/L
	6	Polacay Beach	Class SC	Tourist area, presence of resort	3 mg/L	-	<1 mg/L	2 mg/L	3 mg/L	4 mg/L	2 mg/L	1 mg/L	3 mg/L
	7	Casiligan River Mangrove	Class SB	Within mangrove area, near boat docking area	2 mg/L	-	-	25 mg/L	-	6 mg/L	-	-	4 mg/L
	8	Kwebang Tagumpay	Class SC	Within private resort, fishing, swimming	3 mg/L	-	<1 mg/L	<1 mg/L	3 mg/L	5 mg/L	<1 mg/L	14 mg/L	5 mg/L
	9	Buhay na Tubig (Kanluran)	Class SD		5 mg/L	<1 mg/L	<1 mg/L	-	-	-	-	-	-
	10	Buhay na Tubig (Sawang)	Class SD		5 mg/L	<1 mg/L	<1 mg/L	-	-	-	-	-	-
	11	Buhay na Tubig (Central)	Class SD		5 mg/L	5 mg/L	-	-	-	-	-	-	-
	12	Calima (Sitio Dayap)	Class SD		5 mg/L	-	5 mg/L	-	-	-	-	-	-

SAMPLING STATIONS AND RESULTS OF ANALYSIS - PINAMALAYAN, ORIENTAL MINDORO



SAMPLING STATIONS AND RESULTS OF ANALYSIS - PINAMALAYAN, ORIENTAL MINDORO (MARCH 2 TO 10, 2023)

Source	Station No.	Station Identification	Classification	Current Beneficial Usage	WQG	Date of Sampling								
						March 2, 2023	March 3, 2023	March 4, 2023	March 5, 2023	March 6, 2023	March 7, 2023	March 8, 2023	March 9, 2023	March 10, 2023
Pinamalayan Bay (Coastal), Oriental Mindoro	1	Brgy. Lumang Bayan	Class SC	Swimming, docking of boat	3 mg/L	<1 mg/L	NO SAMPLING WAS CONDUCTED PER ADVICE OF MDRRMO/PCG/BANTAY DAGAT AND FISHERY MANAGEMENT UNIT DUE TO BAD WEATHER				12 mg/L	2 mg/L	<1 mg/L	27 mg/L
	2	Simborio Fish Sanctuary	Class SA	Fishing	1 mg/L	9 mg/L	4 mg/L	9 mg/L	3 mg/L	2 mg/L	35 mg/L	5 mg/L	2 mg/L	12 mg/L
	3	Ginapangan Fish Sanctuary	Class SA	Fish sanctuary	1 mg/L	47 mg/L	6 mg/L	17 mg/L	3 mg/L	1 mg/L	17 mg/L	3 mg/L	<1 mg/L	5 mg/L
	4	Pili Fish Sanctuary	Class SA	Swimming, Fishing, fish sanctuary	1 mg/L	4 mg/L	4 mg/L	6 mg/L	5 mg/L	1 mg/L	21 mg/L	4 mg/L	2 mg/L	6 mg/L
	5	Ranzo Fish Sanctuary	Class SA	Swimming, fishing	1 mg/L	3 mg/L	6 mg/L	2 mg/L	3 mg/L	16 mg/L	7 mg/L	1 mg/L	4 mg/L	5 mg/L
	6	Marfrancisco	(NEW STATION)	Swimming, Fishing	2 mg/L	-	-	-			10 mg/L	3 mg/L	5 mg/L	4 mg/L

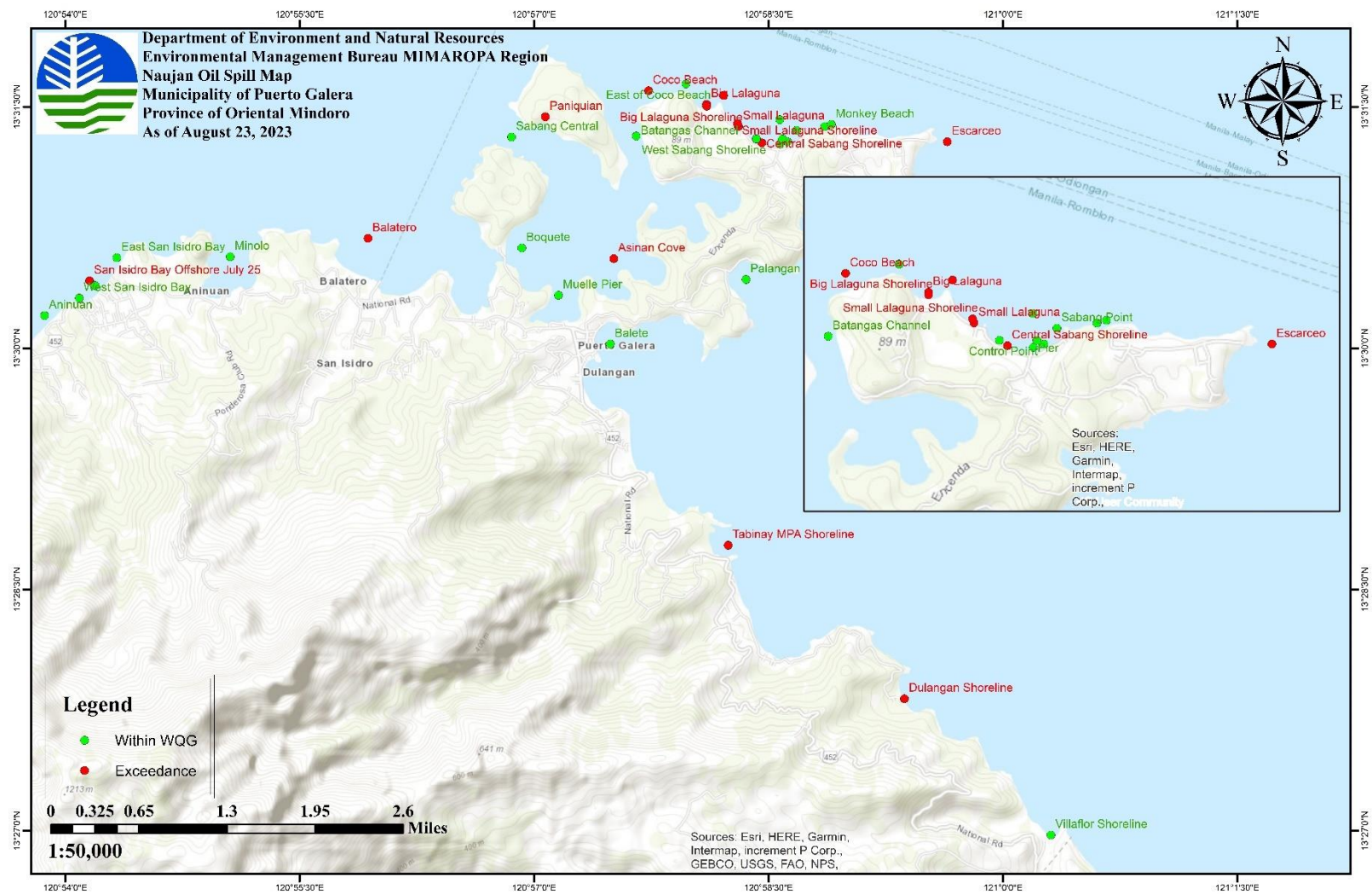
SAMPLING STATIONS AND RESULTS OF ANALYSIS - PINAMALAYAN, ORIENTAL MINDORO (MARCH 11 TO 19, 2023)

Source	Station No.	Station Identification	Classification	Current Beneficial Usage	WQG	Date of Sampling								
						March 11, 2023	March 12, 2023	March 13, 2023	March 14, 2023	March 15, 2023	March 16, 2023	March 17, 2023	March 18, 2023	March 19, 2023
Pinamalayan Bay (Coastal), Oriental Mindoro	1	Brgy. Lumang Bayan	Class SC	Swimming, docking of boat	3 mg/L	24 mg/L	5 mg/L	-	8 mg/L	5 mg/L	5 mg/L	-	13 mg/L	8 mg/L
	2	Simborio Fish Sanctuary	Class SA	Fishing	1 mg/L	-	27 mg/L	60 mg/L	6 mg/L	9 mg/L	14 mg/L	5 mg/L	6 mg/L	7 mg/L
	3	Ginapangan Fish Sanctuary	Class SA	Fish sanctuary	1 mg/L	27 mg/L	15 mg/L	9 mg/L	5 mg/L	8 mg/L	6 mg/L	4 mg/L	10 mg/L	<1 mg/L
	4	Pili Fish Sanctuary	Class SA	Swimming, Fishing, fish sanctuary	1 mg/L	9 mg/L	17 mg/L	9 mg/L	8 mg/L	8 mg/L	4 mg/L	8 mg/L	<1 mg/L	4 mg/L
	5	Ranzo Fish Sanctuary	Class SA	Swimming, fishing	1 mg/L	-	9 mg/L	-	5 mg/L	55 mg/L	5 mg/L	8 mg/L	7 mg/L	17 mg/L
	6	Marfrancisco	Class SB	(NEW STATION)	2 mg/L	3 mg/L	<1 mg/L	29 mg/L	8 mg/L	5 mg/L	2 mg/L	-	3 mg/L	<1 mg/L

SAMPLING STATIONS AND RESULTS OF ANALYSIS - PINAMALAYAN, ORIENTAL MINDORO (MARCH 21 TO JULY 26, 2023)

Source	Station No.	Station Identification	Classification	Current Beneficial Usage	WQG	Date of Sampling									
						March 21, 2023	March 23, 2023	March 25, 2023	March 27, 2023	April 2, 2023	April 16, 2023	May 03, 2023	June 20, 2023	July 12, 2023	July 26, 2023
Pinamalayan Bay (Coastal), Oriental Mindoro	1	Brgy. Lumang Bayan	Class SC	Swimming, docking of boat	3 mg/L	24 mg/L	2 mg/L	<1 mg/L	3 mg/L	3 mg/L	24 mg/L	<1 mg/L	<1 mg/L	2 mg/L	1 mg/L
	2	Simborio Fish Sanctuary	Class SA	Fishing	1 mg/L	4 mg/L	<1 mg/L	2 mg/L	2 mg/L	3 mg/L	6 mg/L	1 mg/L	34 mg/L	<1 mg/L	3 mg/L
	3	Ginapangan Fish Sanctuary	Class SA	Fish sanctuary	1 mg/L	<1 mg/L	7 mg/L	1 mg/L	6 mg/L	5 mg/L	11 mg/L	35 mg/L	6 mg/L	4 mg/L	3 mg/L
	4	Pili Fish Sanctuary	Class SA	Swimming, Fishing, fish sanctuary	1 mg/L	<1 mg/L	2 mg/L	<1 mg/L	3 mg/L	5 mg/L	-	1 mg/L	2 mg/L	<1 mg/L	4 mg/L
	5	Ranzo Fish Sanctuary	Class SA	Swimming, fishing	1 mg/L	34 mg/L	3 mg/L	1 mg/L	4 mg/L	3 mg/L	5 mg/L	<1 mg/L	1 mg/L	<1 mg/L	4 mg/L
	6	Marfrancisco	Class SB	(NEW STATION)	2 mg/L	<1 mg/L	<1 mg/L	2 mg/L	3 mg/L	4 mg/L	3 mg/L	<1 mg/L	2 mg/L	7 mg/L	7 mg/L

SAMPLING STATIONS AND RESULTS OF ANALYSIS – PUERTO GALERA, ORIENTAL MINDORO



SAMPLING STATIONS AND RESULTS OF ANALYSIS – PUERTO GALERA, ORIENTAL MINDORO (MARCH 15 TO MAY 23, 2023)

Source	Station No.	Station Identification	Classification	WQG	Date of Sampling									
					March 15, 2023	March 27, 2023	March 30, 2023	April 1, 2023	April 2, 2023	April 3, 2023	April 10, 2023	April 14, 2023	April 25, 2023	May 23, 2023
Puerto Galera, Oriental Mindoro	1	Monkey Beach	Class SB	2 mg/L	<1 mg/L	-	<1 mg/L	1 mg/L	-	18 mg/L	4 mg/L	7 mg/L	<1 mg/L	<1 mg/L
	2	Dungon Beach	Class SB	2 mg/L	17 mg/L	-	9 mg/L	1 mg/L	-	4 mg/L	5 mg/L	4 mg/L	5 mg/L	<1 mg/L
	3	Balete	Class SB	2 mg/L	-	<1 mg/L	5 mg/L	8 mg/L	9 mg/L	5 mg/L	3 mg/L	1 mg/L	<1 mg/L	<1 mg/L
	4	Palangan	Class SB	2 mg/L	-	4 mg/L	1 mg/L	2 mg/L	18 mg/L	10 mg/L	2 mg/L	-	<1 mg/L	<1 mg/L
	5	Escarceo	Class SB	2 mg/L	-	1 mg/L	2 mg/L	1 mg/L	3 mg/L	3 mg/L	2 mg/L	3 mg/L	<1 mg/L	<1 mg/L
	6	Villaflor Shoreline	Class SB	2 mg/L	-	-	4 mg/L	5 mg/L	4 mg/L	3 mg/L	1 mg/L	4 mg/L	<1 mg/L	<1 mg/L
	7	Dulangan Shoreline	Class SB	2 mg/L	-	-	5 mg/L	1 mg/L	4 mg/L	13 mg/L	3 mg/L	47 mg/L	<1 mg/L	<1 mg/L
	8	Tabinay MPA Shoreline	Class SB	2 mg/L	-	-	3 mg/L	4 mg/L	8 mg/L	9 mg/L	4 mg/L	12 mg/L	<1 mg/L	<1 mg/L
	9	Sabang Point	Class SB	2 mg/L	-	-	<1 mg/L	2 mg/L	-	26 mg/L	8 mg/L	5 mg/L	<1 mg/L	<1 mg/L
	10	Control Point	Class SB	2 mg/L	-	-	7 mg/L	1 mg/L	-	11 mg/L	9 mg/L	4 mg/L	<1 mg/L	23 mg/L
	11	East of Sabang	Class SB	2 mg/L	8 mg/L	-	<1 mg/L	1 mg/L	-	13 mg/L	8 mg/L	19 mg/L	<1 mg/L	<1 mg/L
	12	Pier	Class SB	2 mg/L	6 mg/L	-	2 mg/L	2 mg/L	-	12 mg/L	6 mg/L	4 mg/L	<1 mg/L	<1 mg/L
	13	Sabang Central	Class SB	2 mg/L	-	-	5 mg/L	<1 mg/L	-	<1 mg/L	3 mg/L	24 mg/L	<1 mg/L	<1 mg/L
	14	Central Sabang Shoreline	Class SB	2 mg/L	-	-	4 mg/L	2 mg/L	-	63 mg/L	2 mg/L	2 mg/L	1 mg/L	<1 mg/L
	15	West Sabang Shoreline	Class SB	2 mg/L	-	-	14 mg/L	2 mg/L	-	66 mg/L	5 mg/L	7 mg/L	<1 mg/L	<1 mg/L
	16	Small Lalaguna Shoreline	Class SB	2 mg/L	-	-	3 mg/L	2 mg/L	-	1 mg/L	<1 mg/L	4 mg/L	8 mg/L	<1 mg/L

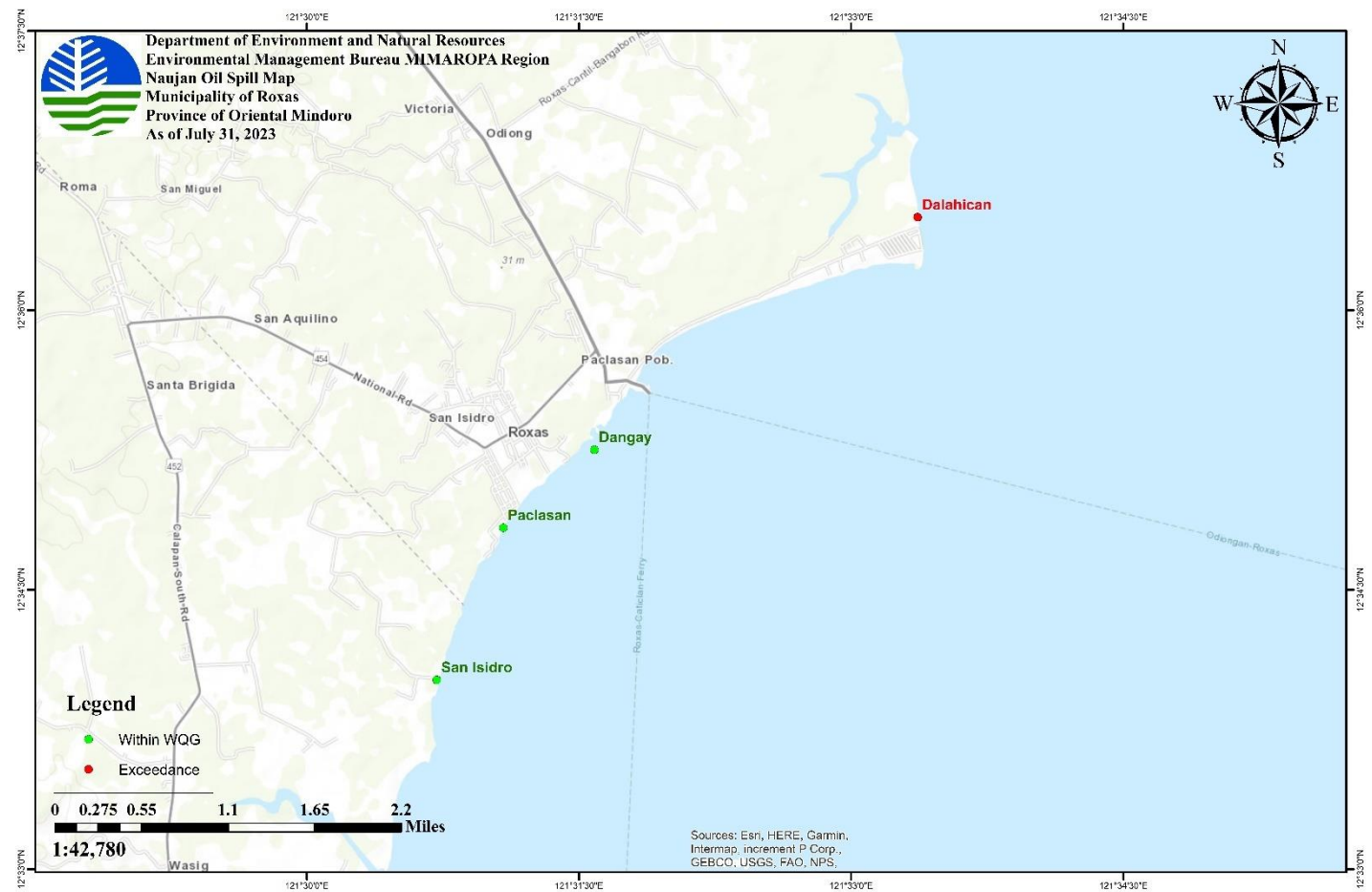
17	Small Lalaguna	Class SB	2 mg/L	-	-	4 mg/L	2 mg/L	-	18 mg/L	1 mg/L	<1 mg/L	<1 mg/L	<1 mg/L
18	Middle of Small and Big Lalaguna	Class SB	2 mg/L	-	-	4 mg/L	5 mg/L		<1 mg/L	1 mg/L	3 mg/L	26 mg/L	<1 mg/L
19	Big Lalaguna	Class SB	2 mg/L	-	-	3 mg/L	3 mg/L	-	7 mg/L	<1 mg/L	4 mg/L	<1 mg/L	<1 mg/L
20	Big Lalaguna Shoreline	Class SB	2 mg/L	-	-	5 mg/L	3 mg/L	-	10 mg/L	3 mg/L	2 mg/L	49 mg/L	22 mg/L
21	East of Coco Beach	Class SB	2 mg/L	-	-	5 mg/L	3 mg/L	-	4 mg/L	3 mg/L	4 mg/L	<1 mg/L	5 mg/L
22	Coco Beach	Class SB	2 mg/L	-	-	<1 mg/L	2 mg/L	-	<1 mg/L	<1 mg/L	2 mg/L	6 mg/L	<1 mg/L
23	Batangas Channel	Class SB	2 mg/L	-	-	4 mg/L	3 mg/L	-	6 mg/L	4 mg/L	2 mg/L	<1 mg/L	<1 mg/L
24	Asinan Cove	Class SB	2 mg/L	-	-	16 mg/L	5 mg/L	-	5 mg/L	35 mg/L	4 mg/L	1 mg/L	<1 mg/L
25	Paniquian	Class SB	2 mg/L	-	-	4 mg/L	4 mg/L	-	<1 mg/L	2 mg/L	1 mg/L	10 mg/L	16 mg/L
26	Aninuan	Class SB	2 mg/L	-	-	7 mg/L	5 mg/L	-	14 mg/L	2 mg/L	5 mg/L	17 mg/L	<1 mg/L
27	West San Isidro Bay	Class SB	2 mg/L	-	-	6 mg/L	4 mg/L	-	<1 mg/L	1 mg/L	<1 mg/L	24 mg/L	<1 mg/L
28	East San Isidro Bay	Class SB	2 mg/L	-	-	1 mg/L	2 mg/L	-	2 mg/L	<1 mg/L	10 mg/L	1 mg/L	<1 mg/L
29	Central San Isidro Bay	Class SB	2 mg/L	-	-	5 mg/L	5 mg/L	-	25 mg/L	2 mg/L	10 mg/L	17 mg/L	<1 mg/L
30	Minolo	Class SB	2 mg/L	-	-	6 mg/L	4 mg/L	-	3 mg/L	2 mg/L	3 mg/L	16 mg/L	<1 mg/L
31	Balatero	Class SB	2 mg/L	-	-	4 mg/L	4 mg/L	-	3 mg/L	5 mg/L	2 mg/L	1 mg/L	<1 mg/L
32	Boquete	Class SB	2 mg/L	-	-	2 mg/L	4 mg/L	-	4 mg/L	5 mg/L	10 mg/L	1 mg/L	<1 mg/L
33	Muelle Pier	Class SB	2 mg/L	-	-	4 mg/L	4 mg/L	-	7 mg/L	-	6 mg/L	<1 mg/L	<1 mg/L
34	Sabang Offshore	Class SB	2 mg/L	-	-	-	4 mg/L	-	4 mg/L	42 mg/L	3 mg/L	<1 mg/L	<1 mg/L
35	San Isidro Bay Offshore	Class SB	2 mg/L	-	-	-	4 mg/L	-	10 mg/L	4 mg/L	4 mg/L	1 mg/L	<1 mg/L

SAMPLING STATIONS AND RESULTS OF ANALYSIS – PUERTO GALERA, ORIENTAL MINDORO (JUNE 14 TO AUGUST 23, 2023)

Source	Station No.	Station Identification	Classification	WQG	Date of Sampling				
					June 14, 2023	June 29, 2023	July 12, 2023	July 25, 2023	Aug. 23, 2023
Puerto Galera, Oriental Mindoro	1	Monkey Beach	Class SB	2 mg/L	4 mg/L	4 mg/L	3 mg/L	3 mg/L	2 mg/L
	2	Dungon Beach	Class SB	2 mg/L	1 mg/L	3 mg/L	2 mg/L	3 mg/L	<1 mg/L
	3	Balete	Class SB	2 mg/L	4 mg/L	4 mg/L	1 mg/L	2 mg/L	2 mg/L
	4	Palangan	Class SB	2 mg/L	<1 mg/L	4 mg/L	<1 mg/L	2 mg/L	2 mg/L
	5	Escarceo	Class SB	2 mg/L	<1 mg/L	3 mg/L	<1 mg/L	2 mg/L	4 mg/L
	6	Villaflor Shoreline	Class SD	5 mg/L	5 mg/L	4 mg/L	<1 mg/L	3 mg/L	5 mg/L
	7	Dulangan Shoreline	Class SB	2 mg/L	<1 mg/L	2 mg/L	3 mg/L	2 mg/L	5 mg/L
	8	Tabinay MPA Shoreline	Class SB	2 mg/L	<1 mg/L	5 mg/L	<1 mg/L	4 mg/L	5 mg/L
	9	Sabang Point	Class SB	2 mg/L	2 mg/L	3 mg/L	<1 mg/L	3 mg/L	<1 mg/L
	10	Control Point	Class SB	2 mg/L	8 mg/L	5 mg/L	<1 mg/L	3 mg/L	1 mg/L
	11	East of Sabang	Class SB	2 mg/L	6 mg/L	5 mg/L	<1 mg/L	5 mg/L	2 mg/L
	12	Pier	Class SB	2 mg/L	<1 mg/L	3 mg/L	<1 mg/L	<1 mg/L	<1 mg/L
	13	Sabang Central	Class SB	2 mg/L	5 mg/L	3 mg/L	<1 mg/L	1 mg/L	1 mg/L
	14	Central Sabang Shoreline	Class SB	2 mg/L	26 mg/L	33 mg/L	9 mg/L	<1 mg/L	3 mg/L
	15	West Sabang Shoreline	Class SB	2 mg/L	2 mg/L	23 mg/L	-	4 mg/L	2 mg/L
	16	Small Lalaguna Shoreline	Class SB	2 mg/L	<1 mg/L	39 mg/L	<1 mg/L	2 mg/L	3 mg/L
	17	Small Lalaguna	Class SB	2 mg/L	3 mg/L	3 mg/L	<1 mg/L	2 mg/L	4 mg/L
	18	Middle of Small and Big Lalaguna	Class SB	2 mg/L	1 mg/L	3 mg/L	6 mg/L	2 mg/L	5 mg/L
	19	Big Lalaguna	Class SB	2 mg/L	39 mg/L	2 mg/L	25 mg/L	2 mg/L	4 mg/L

	20	Big Lalaguna Shoreline	Class SB	2 mg/L	8 mg/L	4 mg/L	3 mg/L	2 mg/L	4 mg/L
	21	East of Coco Beach	Class SB	2 mg/L	13 mg/L	2 mg/L	<1 mg/L	4 mg/L	2 mg/L
	22	Coco Beach	Class SB	2 mg/L	23 mg/L	3 mg/L	<1 mg/L	2 mg/L	3 mg/L
	23	Batangas Channel	Class SB	2 mg/L	6 mg/L	3 mg/L	<1 mg/L	2 mg/L	2 mg/L
	24	Asinan Cove	Class SB	2 mg/L	17 mg/L	4 mg/L	3 mg/L	3 mg/L	3 mg/L
	25	Paniquian	Class SB	2 mg/L	<1 mg/L	5 mg/L	<1 mg/L	5 mg/L	5 mg/L
	26	Aninuan	Class SD	5 mg/L	<1 mg/L	4 mg/L	3 mg/L	3 mg/L	2 mg/L
	27	West San Isidro Bay	Class SB	2 mg/L	1 mg/L	No data yet	<1 mg/L	4 mg/L	1 mg/L
	28	East San Isidro Bay	Class SB	2 mg/L	<1 mg/L	4 mg/L	9 mg/L	4 mg/L	<1 mg/L
	29	Central San Isidro Bay	Class SB	2 mg/L	1 mg/L	5 mg/L	<1 mg/L	5 mg/L	2 mg/L
	30	Minolo	Class SB	2 mg/L	<1 mg/L	3 mg/L	2 mg/L	4 mg/L	2 mg/L
	31	Balatero	Class SB	2 mg/L	8 mg/L	No data yet	1 mg/L	3 mg/L	3 mg/L
	32	Boquete	Class SB	2 mg/L	3 mg/L	No data yet	1 mg/L	3 mg/L	1 mg/L
	33	Muelle Pier	Class SA	1 mg/L	67 mg/L	No data yet	<1 mg/L	5 mg/L	<1 mg/L
	34	Sabang Offshore	Class SB	2 mg/L	5 mg/L	No data yet	7 mg/L	-	2 mg/L
	35	San Isidro Bay Offshore	Class SB	2 mg/L	6 mg/L	No data yet	6 mg/L	5 mg/L	-

SAMPLING STATIONS AND RESULTS OF ANALYSIS – ROXAS, ORIENTAL MINDORO



SAMPLING STATIONS AND RESULTS OF ANALYSIS – ROXAS, ORIENTAL MINDORO (MARCH 3 TO 12, 2023)

Source	Station No.	Station Identification	Classification	Current Beneficial Usage	WQG	Date of Sampling									
						March 3, 2023	March 4, 2023	March 5, 2023	March 6, 2023	March 7, 2023	March 8, 2023	March 9, 2023	March 10, 2023	March 11, 2023	March 12, 2023
Roxas Bay, Roxas, Oriental Mindoro	1	Dalahican	Class SB	Swimming, fishing, with household near the beach front	2 mg/L	4 mg/L	6 mg/L	14 mg/L	4 mg/L	8 mg/L	1 mg/L	34 mg/L	4 mg/L	2 mg/L	<1 mg/L
	2	Dangay	Class SB	Swimming, fishing, household area	2 mg/L	4 mg/L	5 mg/L	3 mg/L	4 mg/L	5 mg/L	2 mg/L	22 mg/L	5 mg/L	1 mg/L	<1 mg/L
	3	Paclasan	Class SB	Swimming, fishing, household area	2 mg/L	4 mg/L	4 mg/L	2 mg/L	4 mg/L	4 mg/L	2 mg/L	4 mg/L	3 mg/L	3 mg/L	<1 mg/L
	4	San Isidro	Class SB	Swimming, fishing, household area	2 mg/L	3 mg/L	15 mg/L	<1 mg/L	3 mg/L	<1 mg/L	<1 mg/L	11 mg/L	3 mg/L	6 mg/L	<1 mg/L

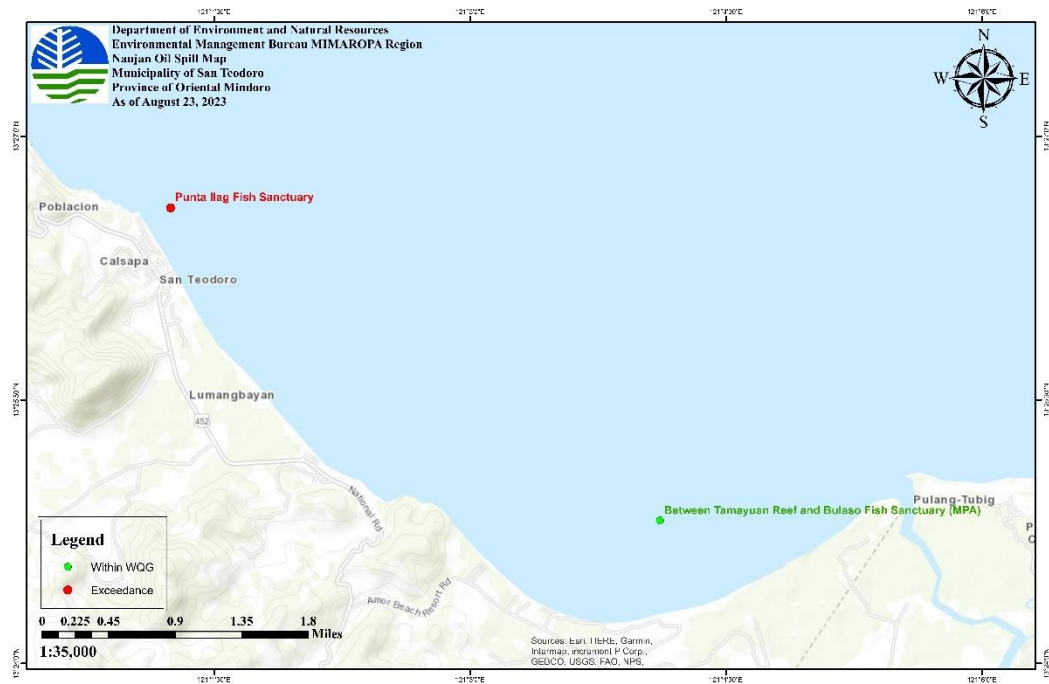
SAMPLING STATIONS AND RESULTS OF ANALYSIS – ROXAS, ORIENTAL MINDORO (MARCH 13 TO APRIL 17, 2023)

Source	Station No.	Station Identification	Classification	Current Beneficial Usage	WQG	Date of Sampling											
						March 13, 2023	March 14, 2023	March 15, 2023	March 16, 2023	March 19, 2023	March 21, 2023	March 23, 2023	March 25, 2023	March 27, 2023	April 2, 2023	April 17, 2023	May 02, 2023
Roxas Bay, Roxas, Oriental Mindoro	1	Dalahican	Class SB	Swimming, fishing, with household near the beach front	2 mg/L	22 mg/L	10 mg/L	4 mg/L	11 mg/L	3 mg/L	4 mg/L	<1 mg/L	9 mg/L	5 mg/L	5 mg/L	5 mg/L	2 mg/L
	2	Dangay	Class SB	Swimming, fishing, household area	2 mg/L	5 mg/L	7 mg/L	8 mg/L	25 mg/L	10 mg/L	3 mg/L	<1 mg/L	5 mg/L	1 mg/L	2 mg/L	12 mg/L	<1 mg/L
	3	Paclasan	Class SB	Swimming, fishing, household area	2 mg/L	12 mg/L	15 mg/L	<1 mg/L	2 mg/L	18 mg/L	2 mg/L	1 mg/L	<1 mg/L	2 mg/L	5 mg/L	5 mg/L	3 mg/L
	4	San Isidro	Class SB	Swimming, fishing, household area	2 mg/L	<1 mg/L	15 mg/L	23 mg/L	4 mg/L	<1 mg/L	5 mg/L	2 mg/L	1 mg/L	<1 mg/L	3 mg/L	6 mg/L	2 mg/L

SAMPLING STATIONS AND RESULTS OF ANALYSIS – ROXAS, ORIENTAL MINDORO (JUNE 4 to JULY 31, 2023)

Source	Station No.	Station Identification	Classification	Current Beneficial Usage	WQG	Date of Sampling		
						June 4, 2023	June 18, 2023	July 31, 2023
Roxas Bay, Roxas, Oriental Mindoro	1	Dalahican	Class SB	Swimming, fishing, with household near the beach front	2 mg/L	<1 mg/L	<1 mg/L	7 mg/L
	2	Dangay	Class SB	Swimming, fishing, household area	2 mg/L	<1 mg/L	12 mg/L	2 mg/L
	3	Paclasan	Class SB	Swimming, fishing, household area	2 mg/L	5 mg/L	23 mg/L	<1 mg/L
	4	San Isidro	Class SB	Swimming, fishing, household area	2 mg/L	<1 mg/L	1 mg/L	2 mg/L

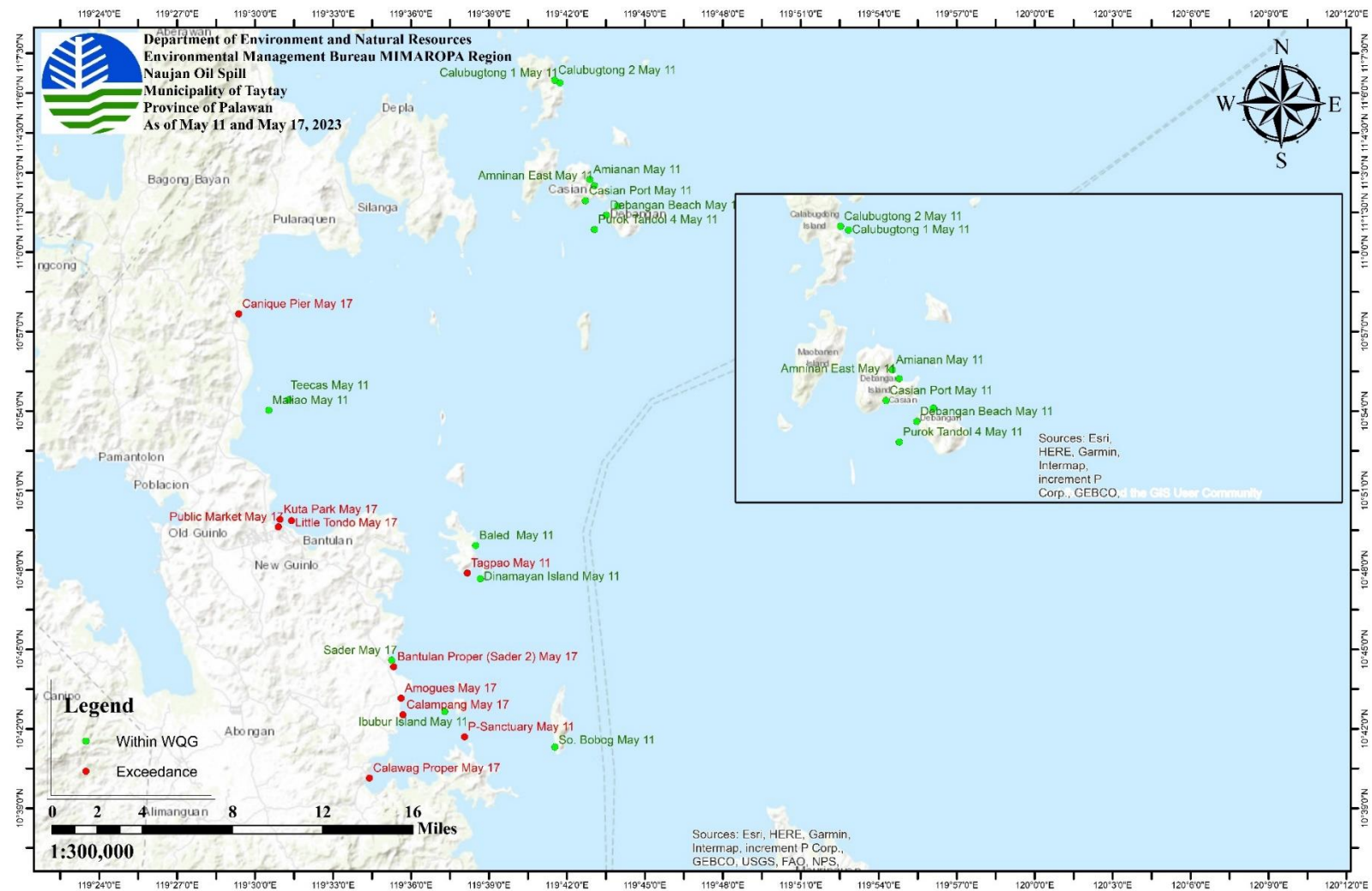
SAMPLING STATIONS AND RESULTS OF ANALYSIS – SAN TEODORO, ORIENTAL MINDORO



SAMPLING STATIONS AND RESULTS OF ANALYSIS – SAN TEODORO, ORIENTAL MINDORO (MARCH 16 TO AUGUST 23, 2023)

Source	Station No.	Station Identification	Classification	Current Beneficial Usage	WQG	Date of Sampling							
						March 16, 2023	March 24, 2023	March 31, 2023	April 18, 2023	June 22, 2023	July 13, 2023	July 26, 2023	Aug. 23, 2023
Coastline of San Teodoro, Oriental Mindoro	1	Punta Ilag Fish Sanctuary	Class SA	Fish sanctuary	1 mg/L	2 mg/L	5 mg/L	3 mg/L	4 mg/L	3 mg/L	7 mg/L	8 mg/L	3 mg/L
	2	Between Tamayuan Reef and Bulaso Fish Sanctuary (MPA)	Class SA	Fish sanctuary	1 mg/L	3 mg/L	4 mg/L	9 mg/L	3 mg/L	4 mg/L	6 mg/L	3 mg/L	1 mg/L

SAMPLING STATIONS AND RESULTS OF ANALYSIS – TAYTAY, PALAWAN



SAMPLING STATIONS AND RESULTS OF ANALYSIS – TAYTAY, PALAWAN (MARCH 11 TO APRIL 14, 2023)

Source	Station No.	Station Identification	Classification	WQG	Date of Sampling												
					March 11, 2023	March 13, 2023	March 16, 2023	March 17, 2023	March 22, 2023	March 23, 2023	March 24, 2023	March 27, 2023	March 28, 2023	March 29, 2023	March 31, 2023	April 13, 2023	April 14, 2023
Pamantolon, Taytay, Palawan	1	Teecas	Class SA	1 mg/L	31 mg/L	-	-	-	-	11 mg/L	-	-	-	-	-	-	2 mg/L
	2	Maliao	Class SC	3 mg/L	2 mg/L	-	-	-	-	24 mg/L	-	-	-	-	-	-	4 mg/L
Casian, Taytay, Palawan	1	Casian Port	Class SB	2 mg/L	2 mg/L	-	-	-	51 mg/L	-	-	-	67 mg/L	-	38 mg/L	-	3 mg/L
	2	Amianan	Class SB	2 mg/L	18 mg/L	-	-	-	8 mg/L	-	-	-	36 mg/L	-	50 mg/L	-	3 mg/L
	3	Amninan East	Class SB	2 mg/L	22 mg/L	-	-	-	36 mg/L	-	-	-	40 mg/L	-	24 mg/L	-	2 mg/L
	4	Calubugtong 1	Class SB	2 mg/L	-	-	-	-	15 mg/L	-	-	-	-	-	-	-	8 mg/L
	5	Calubugtong 2	Class SB	2 mg/L	-	-	-	-	10 mg/L	-	-	-	-	-	-	-	4 mg/L
Brgy. Biton, Taytay, Palawan	1	Tagpao	Class SB	2 mg/L	-	18 mg/L	-	-	31 mg/L	-	5 mg/L	-	-	-	-	-	5 mg/L
	2	Baled	Class SB	2 mg/L	-	13 mg/L	-	-	17 mg/L	-	-	-	-	-	-	-	7 mg/L
	3	Dinamayan Island	Class SB	2 mg/L	-	40 mg/L	-	-	5 mg/L	-	22 mg/L	-	-	-	-	-	9 mg/L
Brgy. Bantulan,	1	Sader	Class SC	3 mg/L	-	43 mg/L	-	28 mg/L	-	-	7 mg/L	-	43 mg/L	-	-	3 mg/L	-

Taytay, Palawan	2	Sader 2 (Bantulan Proper)	Class SC	3 mg/L	-	13 mg/L	-	14 mg/L	-	-	14 mg/L	-	-	40 mg/L	-	3 mg/L	-
Brgy. Calawag, Taytay, Palawan	1	Amogues	Class SB	2 mg/L	-	3 mg/L	-	2 mg/L	-	-	5 mg/L	-	39 mg/L	-	-	7 mg/L	-
	2	Calampang	Class SC	3 mg/L	-	6 mg/L	-	6 mg/L	-	-	9 mg/L	-	35 mg/L	-	-	4 mg/L	-
	3	Calawag Proper	Class SC	3 mg/L	-	3 mg/L	-	3 mg/L	-	-	12 mg/L	-	22 mg/L	-	-	4 mg/L	-
	4	Amogues Deepwell			-	-	-	-	-	-	23 mg/L	-	-	-	-	-	-
Brgy. Baras, Taytay, Palawan	1	Ibubur Island	Class SD	5 mg/L	-	-	2 mg/L	-	5 mg/L	-	33 mg/L	-	-	-	-	-	6 mg/L
	2	P-Sanctuary	Class SA	1 mg/L	-	-	4 mg/L	-	11 mg/L	-	33 mg/L	-	-	-	-	-	7 mg/L
	3	So. Bobog	Class SB	2 mg/L	-	-	-	-	-	-	26 mg/L	-	-	-	-	-	9 mg/L
Brgy. Poblacion, Taytay, Palawan	1	Little Tondo	Class SB	2 mg/L	-	-	3 mg/L	-	-	30 mg/L	-	-	-	32 mg/L	-	4 mg/L	-
	2	Public Market	Class SB	2 mg/L	-	-	3 mg/L	-	-	23 mg/L	-	-	-	16 mg/L	-	2 mg/L	-
	3	Kuta Park	Class SB	2 mg/L	-	-	-	20 mg/L	-	49 mg/L	-	-	-	22 mg/L	-	3 mg/L	-
Debangon, Taytay, Palawan	1	Purok Tandol 1	Class SB	2 mg/L	-	-	-	-	17 mg/L	-	-	-	-	-	62 mg/L	-	7 mg/L
	2	Purok Tandol 4	Class SB	2 mg/L	-	-	-	-	41 mg/L	-	-	-	-	-	43 mg/L	-	3 mg/L
	3	Debangon Beach	Class SB	2 mg/L	-	-	-	-	9 mg/L	-	-	-	-	-	17 mg/L	-	4 mg/L
Pularaquen, Palawan	1	Canique Pier	Class SB	2 mg/L	12 mg/L	-	-	-	-	-	-	31 mg/L	-	-	-	2 mg/L	-

SAMPLING STATIONS AND RESULTS OF ANALYSIS – TAYTAY, PALAWAN (APRIL 18 TO MAY 17, 2023)

Source	Station No.	Station Identification	Classification	WQG	Date of Sampling						
					April 18, 2023	April 19, 2023	April 26, 2023	April 27, 2023	May 04, 2023	May 11, 2023	May 17, 2023
Pamantolon, Taytay, Palawan	1	Teecas	Class SA	1 mg/L	-	3 mg/L	-	1 mg/L	5 mg/L	1 mg/L	-
	2	Maliao	Class SC	3 mg/L	-	3 mg/L	-	5 mg/L	34 mg/L	<1 mg/L	-
Casian, Taytay, Palawan	1	Casian Port	Class SB	2 mg/L	-	6 mg/L	-	10 mg/L	-	<1 mg/L	-
	2	Amianan	Class SB	2 mg/L	-	4 mg/L	-	-	-	2 mg/L	-
	3	Amninan East	Class SB	2 mg/L	-	4 mg/L	-	-	-	<1 mg/L	-
	4	Calubugtong 1	Class SB	2 mg/L	-	2 mg/L	-	-	-	1 mg/L	-
	5	Calubugtong 2	Class SB	2 mg/L	-	4 mg/L	-	-	-	<1 mg/L	-
Brgy. Beton, Taytay, Palawan	1	Tagpao	Class SB	2 mg/L	-	5 mg/L	-	6 mg/L	-	3 mg/L	-
	2	Baled	Class SB	2 mg/L	-	7 mg/L	-	5 mg/L	-	<1 mg/L	-
	3	Dinamayan Island	Class SB	2 mg/L	-	3 mg/L	-	42 mg/L	4 mg/L	<2 mg/L	-
Brgy. Bantulan, Taytay, Palawan	1	Sader	Class SC	3 mg/L	5 mg/L	-	<1 mg/L	-	-	2 mg/L	3 mg/L
	2	Sader 2 (Bantulan Proper)	Class SC	3 mg/L	2 mg/L	-	<1 mg/L	-	-	2 mg/L	6 mg/L
Brgy. Calawag,	1	Amogues	Class SB	2 mg/L	6 mg/L	-	3 mg/L	-	-	<1 mg/L	3 mg/L
	2	Calampang	Class SC	3 mg/L	3 mg/L	-	2 mg/L	-	-	2 mg/L	4 mg/L

Taytay, Palawan	3	Calawag Proper	Class SC	3 mg/L	7 mg/L	-	<1 mg/L	-	-	<1 mg/L	4 mg/L
Brgy. Baras, Taytay, Palawan	1	Ibubur Island	Class SD	5 mg/L	-	4 mg/L	-	50 mg/L	4 mg/L	1 mg/L	-
	2	P-Sanctuary	Class SA	1 mg/L	-	6 mg/L	-	4 mg/L	<1 mg/L	30 mg/L	-
	3	So. Bobog	Class SB	2 mg/L	-	6 mg/L	-	1 mg/L	2 mg/L	2 mg/L	-
Brgy. Poblacion, Taytay, Palawan	1	Little Tondo	Class SB	2 mg/L	4 mg/L	-	4 mg/L	-	3 mg/L	<1 mg/L	3 mg/L
	2	Public Market	Class SB	2 mg/L	2 mg/L	-	3 mg/L	-	2 mg/L	<1 mg/L	4 mg/L
	3	Kuta Park	Class SB	2 mg/L	3 mg/L	-	2 mg/L	-	2 mg/L	2 mg/L	9 mg/L
Debangon, Taytay, Palawan	1	Purok Tandel 1	Class SB	2 mg/L	-	5 mg/L	-	-	-	<1 mg/L	-
	2	Purok Tandel 4	Class SB	2 mg/L	-	3 mg/L	-	-	-	2 mg/L	-
	3	Debangon Beach	Class SB	2 mg/L	-	3 mg/L	-	11 mg/L	-	2 mg/L	-
Pularaquen, Palawan	1	Canique Pier	Class SB	2 mg/L	1 mg/L	-	1 mg/L	-	1 mg/L	<1 mg/L	4 mg/L

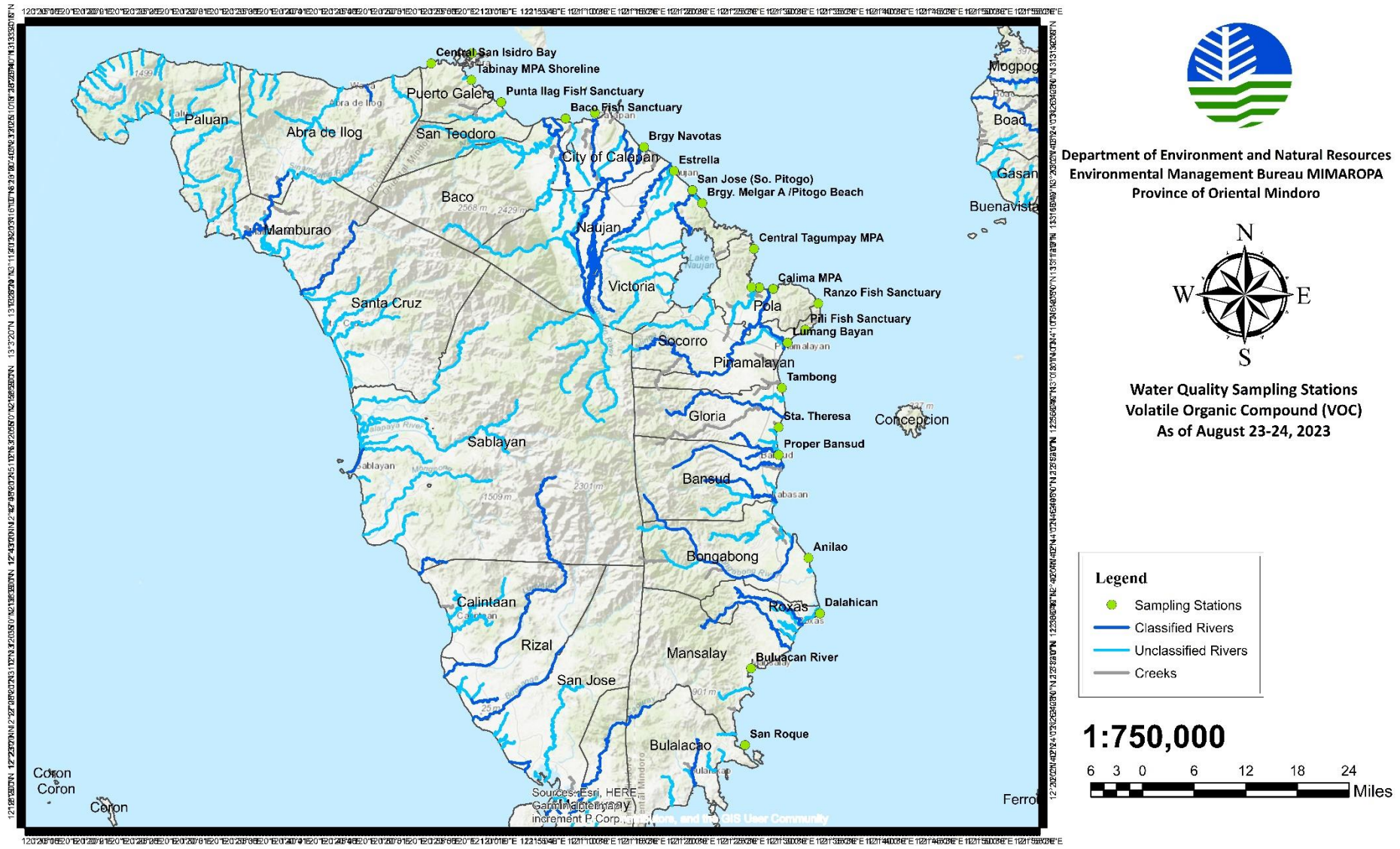
RESULTS OF VOLATILE ORGANIC COMPOUNDS IN WATER AS OF 23-24 AUGUST 2023

PROVINCE	LOCATION	SOURCE OF WATER	SAMPLE IDENTIFICATION	PARAMETERS (mg/L)			
				BENZENE	TOLUENE	ETHYLBENZENE	XYLENES
ORIENTAL MINDORO	BULALACAO	SEAWATER	STN 1. SAN ROQUE	< 0.005	< 0.005	< 0.001	< 0.005
	MANSALAY		STN 2. BULUACAN RIVER	< 0.005	< 0.005	< 0.001	< 0.005
	ROXAS		STN 3. DALAHICAN	< 0.005	< 0.005	< 0.001	< 0.005
	BONGABONG		STN 4. ANILAO (MPA)	< 0.005	< 0.005	< 0.001	< 0.005
	BANSUD		STN 5. BANSUD PROPER	< 0.005	< 0.005	< 0.001	< 0.005
	GLORIA		STN 6. STA. THERESA FISH SANCTUARY	< 0.005	< 0.005	< 0.001	< 0.005
			STN 7. TAMBONG FISHERY RESERVE	< 0.005	< 0.005	< 0.001	< 0.005
	PINAMALAYAN		STN 8. LUMANGBAYAN SHORELINE	< 0.005	< 0.005	< 0.001	< 0.005
			STN 9. PILI FISH SANCTUARY	< 0.005	< 0.005	< 0.001	< 0.005
			STN 10. RANZO FISH SANCTUARY	< 0.005	< 0.005	< 0.001	< 0.005
	POLA		STN 11. CALIMA MPA	< 0.005	< 0.005	< 0.001	< 0.005
			STN 12. POLACAY BEACH	< 0.005	< 0.005	< 0.001	< 0.005
			STN 13. CASILIGAN RIVER ESTUARY	< 0.005	< 0.005	< 0.001	< 0.005
			STN 14. CENTRAL TAGUMPAY MPA	< 0.005	< 0.005	< 0.001	< 0.005
	NAUJAN		STN 15. BRGY. MELGAR A (PITOGO BEACH)	< 0.005	< 0.005	< 0.001	< 0.005

	CALAPAN CITY BACO SAN TEODORO PUERTO GALERA		STN 16. SAN JOSE (PITOGO BEACH)	< 0.005	< 0.005	< 0.001	< 0.005
			STN 17. ESTRELLA STATION	< 0.005	< 0.005	< 0.001	< 0.005
			STN 18. BRGY. NAVOTAS	< 0.005	< 0.005	< 0.001	< 0.005
			STN 19. CALERO-SALONG & CENTRAL REEF	< 0.005	< 0.005	< 0.001	< 0.005
			STN 20. BACO FISH SANTUARY	< 0.005	< 0.005	< 0.001	< 0.005
			STN 21. PUNTA ILAG FISH SANCTUARY (MPA)	< 0.005	< 0.005	< 0.001	< 0.005
			STN 22. TABINAY MPA SHORELINE	< 0.005	< 0.005	< 0.001	< 0.005
			STN 23. SMALL LALAGUNA SHORELINE	< 0.005	< 0.005	< 0.001	< 0.005
			STN 24. CENTRAL SAN ISIDRO BAY	< 0.005	< 0.005	< 0.001	< 0.005

Attached are the Laboratory results of Volatile Organic Compound in water.

MAP OF VOLATILE ORGANIC COMPOUNDS IN WATER AS OF 23-24 AUGUST 2023



RESULTS OF VOLATILE ORGANIC COMPOUNDS IN WATER LAST 28-29 MARCH 2023

PROVINCE	LOCATION	SOURCE OF WATER	SAMPLE IDENTIFICATION	PARAMETERS (mg/L)			
				BENZENE	TOLUENE	ETHYLBENZENE	XYLENES
ORIENTAL MINDORO	NAUJAN	GROUNDWATER	MELGAR A	< 0.005	< 0.005	< 0.005	< 0.005
		RIVER WATER	BULUACAN RIVER	< 0.005	< 0.005	< 0.005	< 0.005
		RIVER WATER	MAG ASAWANG TUBIG	< 0.005	< 0.005	< 0.005	< 0.005
		SEAWATER	MASAGUING FISH SANCTUARY	< 0.005	< 0.005	< 0.005	< 0.005
	POLA	GROUNDWATER	CALIMA	< 0.005	< 0.005	< 0.005	< 0.005
		GROUNDWATER	MISONG	< 0.005	< 0.005	< 0.005	< 0.005
		RIVER WATER	CASILIGAN RIVER	< 0.005	< 0.005	< 0.005	< 0.005
		RIVER WATER	PULA RIVER	< 0.005	< 0.005	< 0.005	< 0.005
		SEAWATER	POLACAY	< 0.005	< 0.005	< 0.005	< 0.005
	PINAMALAYAN	GROUNDWATER	MARFRANCISCO	< 0.005	< 0.005	< 0.005	< 0.005
		RIVER WATER	PINAMALAYAN RIVER	< 0.005	< 0.005	< 0.005	< 0.005
		SEAWATER	RANZO FISH SANCTUARY	< 0.005	< 0.005	< 0.005	< 0.005

Attached are the Laboratory results of Volatile Organic Compound in water.

MAP OF VOLATILE ORGANIC COMPOUNDS IN WATER LAST 28-29 MARCH 2023

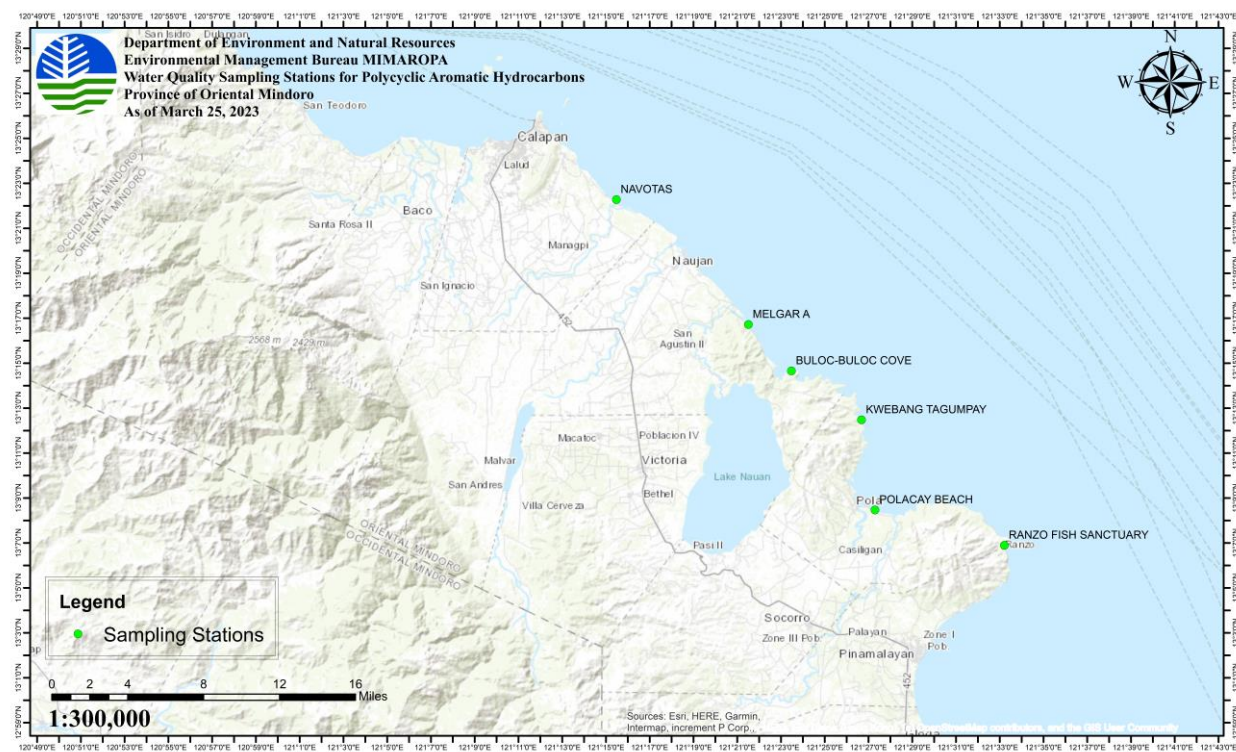


RESULTS OF POLYCYCLIC AROMATIC HYDROCARBONS IN WATER AS OF 25 MARCH 2023

Province: Oriental Mindoro Source of Water: Marine Water							
Parameters (µg/L)	Calapan Bay - Navotas	Naujan – Buloc-Buloc Cove MPA	Naujan – Melgar A	Pola – Kwebang Tagumpay	Pola – Polacay Beach	Gloria - Balete	Pinamalayan Bay – Ranzo Fish Sanctuary
Acenaphthene	< 0.009	< 0.009	< 0.009	< 0.009	< 0.009	< 0.009	< 0.009
Acenaphthylene	< 0.009	< 0.009	< 0.009	< 0.009	< 0.009	< 0.009	< 0.009
Anthracene	< 0.009	< 0.009	< 0.009	< 0.009	< 0.009	< 0.009	< 0.009
Benzo(a)anthracene	< 0.009	< 0.009	< 0.009	< 0.009	< 0.009	< 0.009	< 0.009
Benzo(a)pyrene	< 0.009	< 0.009	< 0.009	< 0.009	< 0.009	< 0.009	< 0.009
Benzo(b)fluoranthene	< 0.009	< 0.009	< 0.009	< 0.009	< 0.009	< 0.009	< 0.009
Benzo(ghi)perylene	< 0.009	< 0.009	< 0.009	< 0.009	< 0.009	< 0.009	< 0.009
Benzo(k)fluoranthene	< 0.009	< 0.009	< 0.009	< 0.009	< 0.009	< 0.009	< 0.009
Chrysene	< 0.009	< 0.009	< 0.009	< 0.009	< 0.009	< 0.009	< 0.009
Dibenzo(a,h)anthracene	< 0.009	< 0.009	< 0.009	< 0.009	< 0.009	< 0.009	< 0.009
Fluoranthene	< 0.009	< 0.009	< 0.009	< 0.009	< 0.009	< 0.009	0.062
Fluorene	< 0.009	< 0.009	< 0.009	< 0.009	< 0.009	< 0.009	< 0.009
Indeno(1,2,3-cd)pyrene	< 0.009	< 0.009	< 0.009	< 0.009	< 0.009	< 0.009	< 0.009
Naphthalene	0.109	0.085	0.066	0.067	0.060	0.064	0.044
Phenanthrene	0.012	0.011	< 0.009	< 0.009	< 0.009	< 0.009	0.021
Pyrene	< 0.009	< 0.009	< 0.009	< 0.009	< 0.009	< 0.009	0.104

Attached are the Laboratory results of Polycyclic Aromatic Hydrocarbons in water.

MAP OF POLYCYCLIC AROMATIC HYDROCARBONS IN WATER AS OF 25 MARCH 2023



AIR QUALITY MONITORING

PROVINCE	CITY/ MUNICIPALITY	NO. OF SAMPLING STATIONS									DATE OF LAST SAMPLING CONDUCTED
		TOTAL SAMPLING STATIONS IN THE CITY/MUN.	H ₂ S (1) IN-SITU		TOTAL SAMPLING STATIONS IN THE CITY/MUN.	TVOC (2) IN-SITU		TOTAL SAMPLING STATIONS IN THE CITY/MUN.	VOCs (Lab Results from CRL)		
			NOT DETECTED	DETECTED		NOT DETECTED	DETECTED		NOT DETECTED	DETECTED	
ORIENTAL MINDORO	CALAPAN CITY	1	0	1	1	0	1	0	0	0	H ₂ S and TVOC: 25 March 2023
ORIENTAL MINDORO	NAUJAN	1	0	1	1	0	1	0	0	0	H ₂ S and TVOC: 25 March 2023
ORIENTAL MINDORO	POLA	4	0	4	7	0	7	4	4	0	H ₂ S: 17 and 24 March 2023; TVOC: 20 April 2023; VOC: 9-10 March 2023
ORIENTAL MINDORO	PINAMALAYAN	3	0	3	3	0	3	0	0	0	H ₂ S and TVOC: 23 March 2023
	Total	9	0	9	12	0	12	4	4	0	

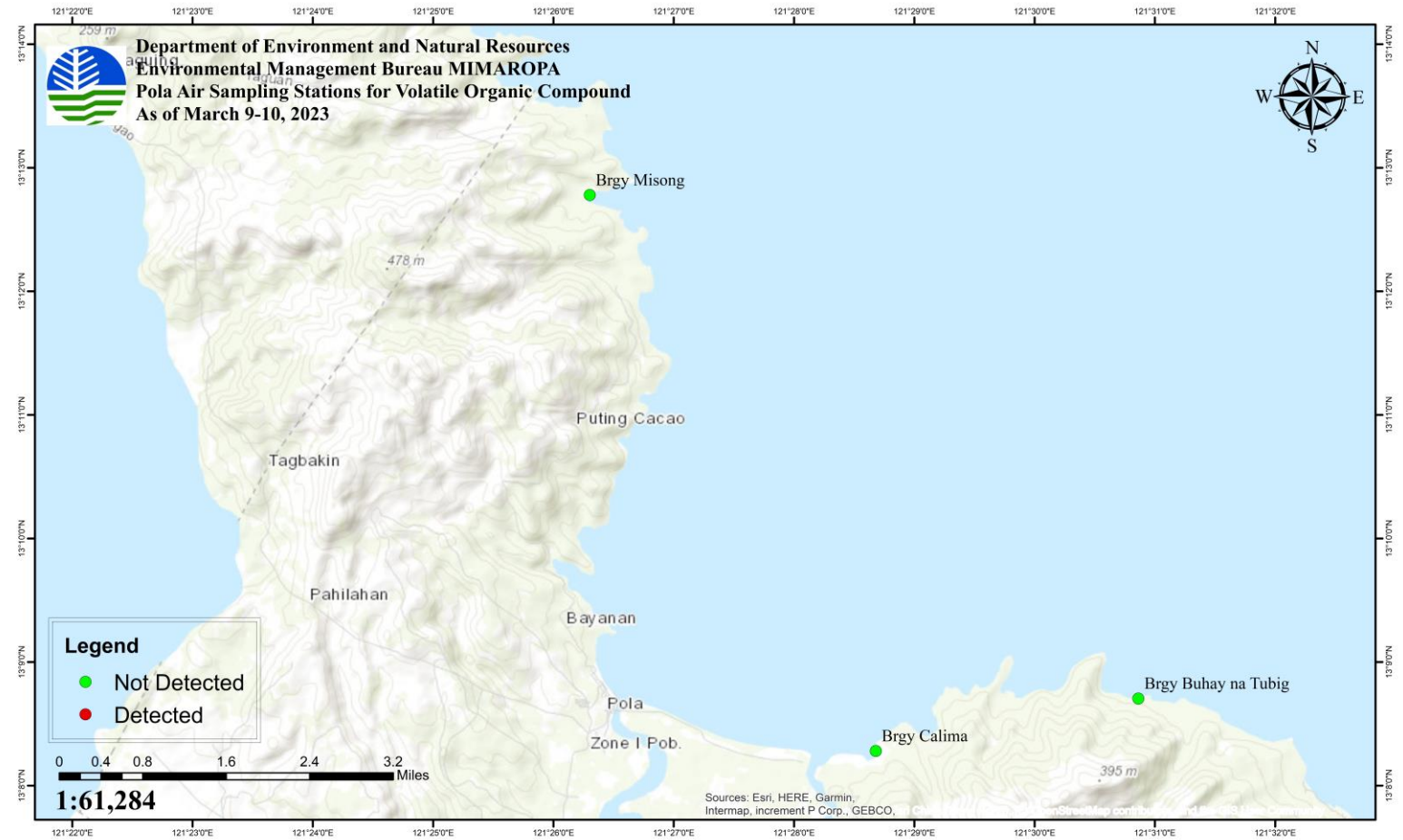
- Note:
1. While H2S were detected in the abovementioned sampling locations, the results did not exceed the W.H.O. Standards.
 2. Based on the in-situ sampling, Total Volatile Organic Compounds (TVOC) was detected in the absence of EMB Standards.

Results of Volatile Organic Compounds (VOCs) on March 9-10, 2023 Sampling

Sources	Benzene	Ethyl Benzene	m,p-Xylene	o-Xylene	Toluene
Brgy. Misong (P00136674-02)	ND	ND	ND	ND	ND
Brgy. Buhay na Tubig (P00136674-04)	ND	ND	ND	ND	ND
Brgy. Calima (P00136674-06)	ND	ND	ND	ND	ND
Brgy. Buhay na Tubig (P00136674-08)	ND	ND	ND	ND	ND

Note: **ND** means **NOT DETECTED** by the method used. No traces of analytes detected from the sample analyzed and the sample collected only represents the source during the time of collection. Samples were collected by CRL and analyzed by ASSET Inc. Laboratories.

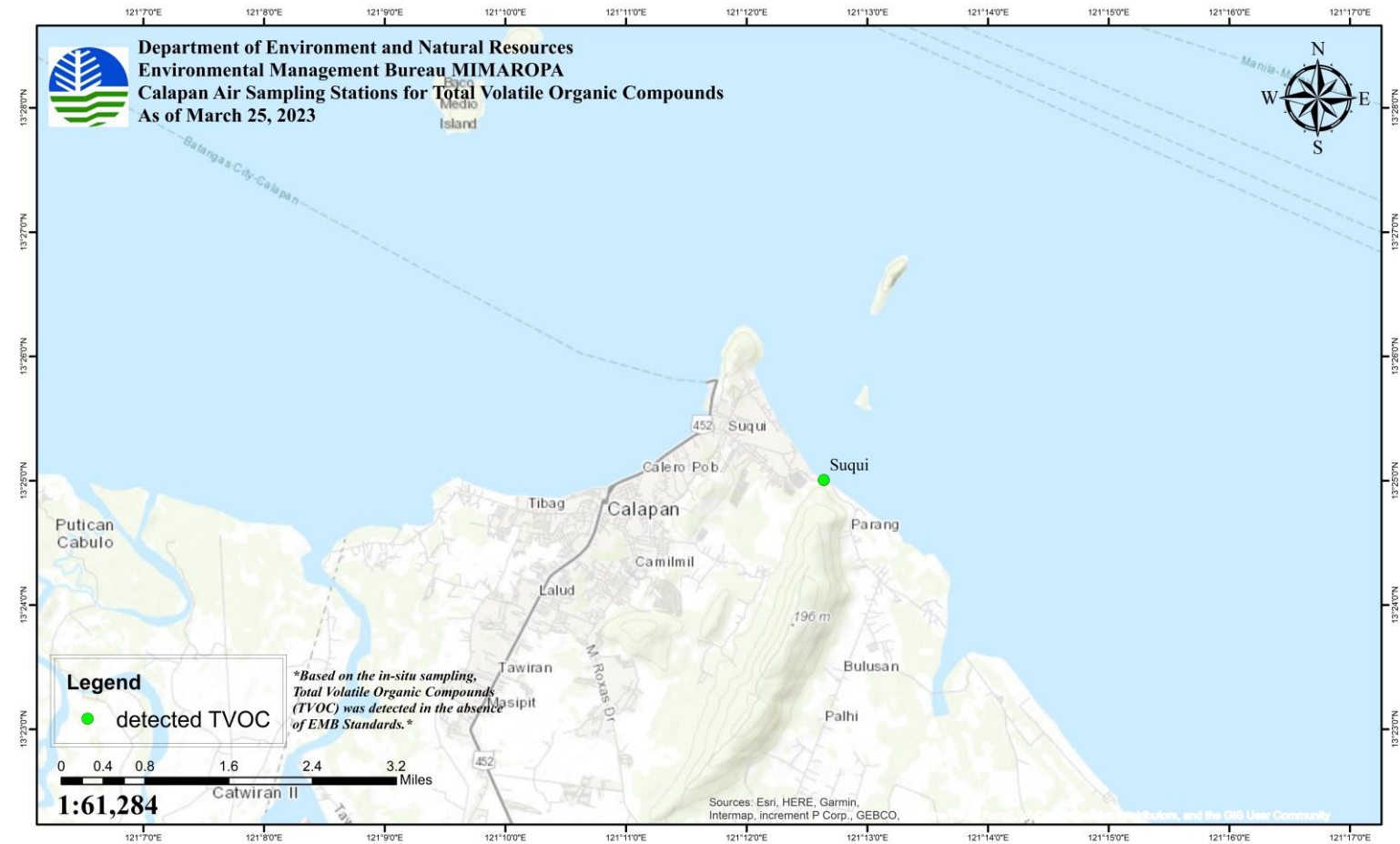
MAP OF VOLATILE ORGANIC COMPOUND IN POLA, ORIENTAL MINDORO (MARCH 9 TO 10, 2023)



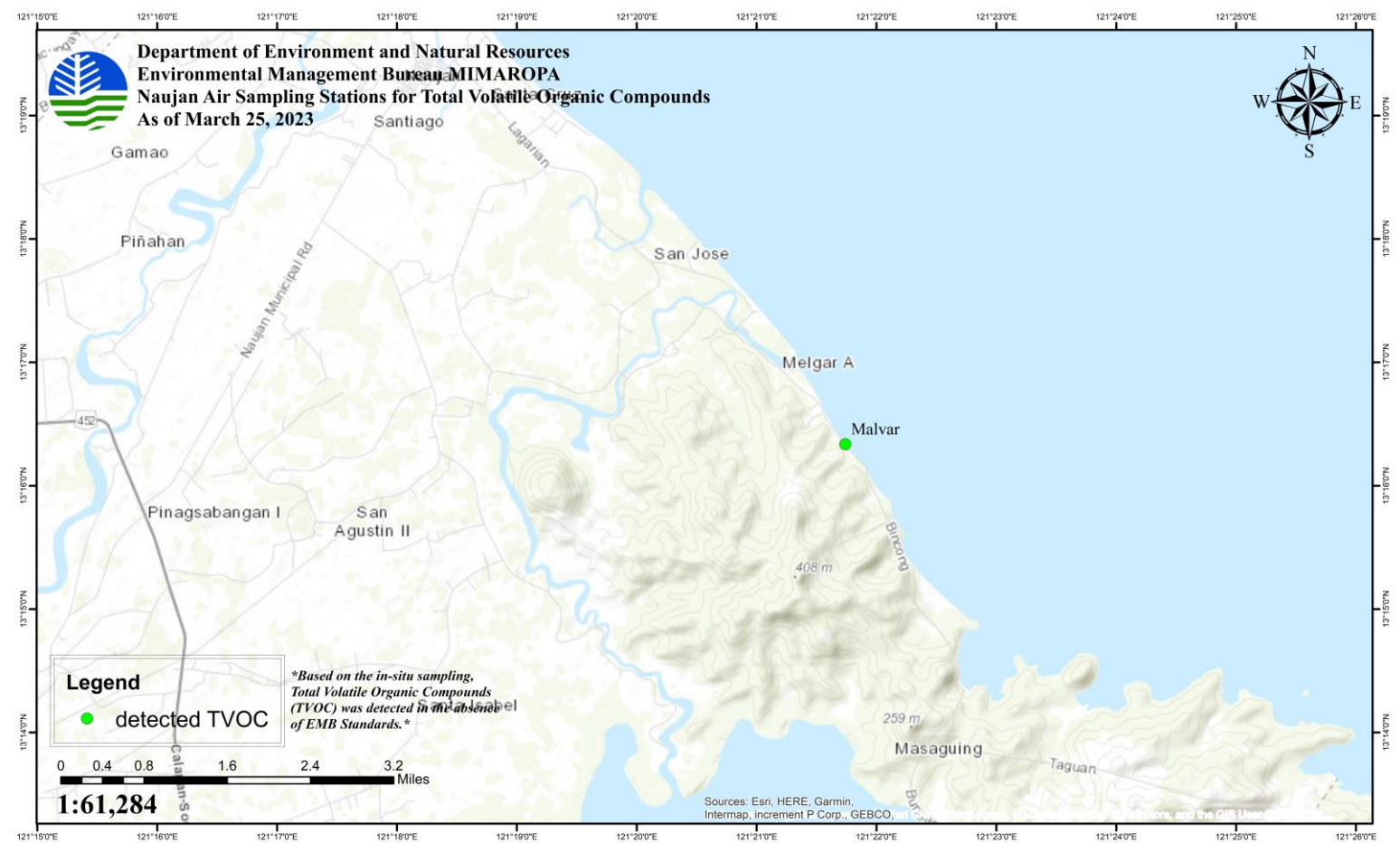
Results of Total Volatile Organic Compounds (TVOCs) on March 15 to April 20, 2023 Sampling

PROVINCE	SOURCE (Municipality/City)	LOCATION (Barangay)	TVOC (mg/m ³)	DATE OF SAMPLING
ORIENTAL MINDORO	POLA	BRGY. CALIMA	0.015	15 March 2023
			0.046	16 March 2023
			0.017	17 March 2023
			0.024	24 March 2023
			0.046	20 April 2023
		BRGY. MISONG	0.011	16 March 2023
			0.018	17 March 2023
			0.023	24 March 2023
			0.011	20 April 2023
		BRGY. BATUHAN – POLACAY BEACH	0.024	24 March 2023
			0.018	20 April 2023
		BRGY. TAGUMPAY	0.018	16 March 2023
			0.013	17 March 2023
		BRGY. TAGUMPAY – CUEBA	0.022	20 April 2023
		BRGY. TAGUMPAY – CENTRAL	0.026	20 April 2023
		BRGY. TUGUIHAN	0.015	20 April 2023
		BRGY. BUHAY NA TUBIG	0.011	20 April 2023
	NAUJAN	BRGY. MALVAR	0.014	25 March 2023
	PINAMALAYAN	BRGY. PARAISO	0.011	23 March 2023
		BRGY. GINHAWA	0.023	23 March 2023
		BRGY. BANILAD	0.024	23 March 2023
	CALAPAN	BRGY. SUQUI	0.022	25 March 2023

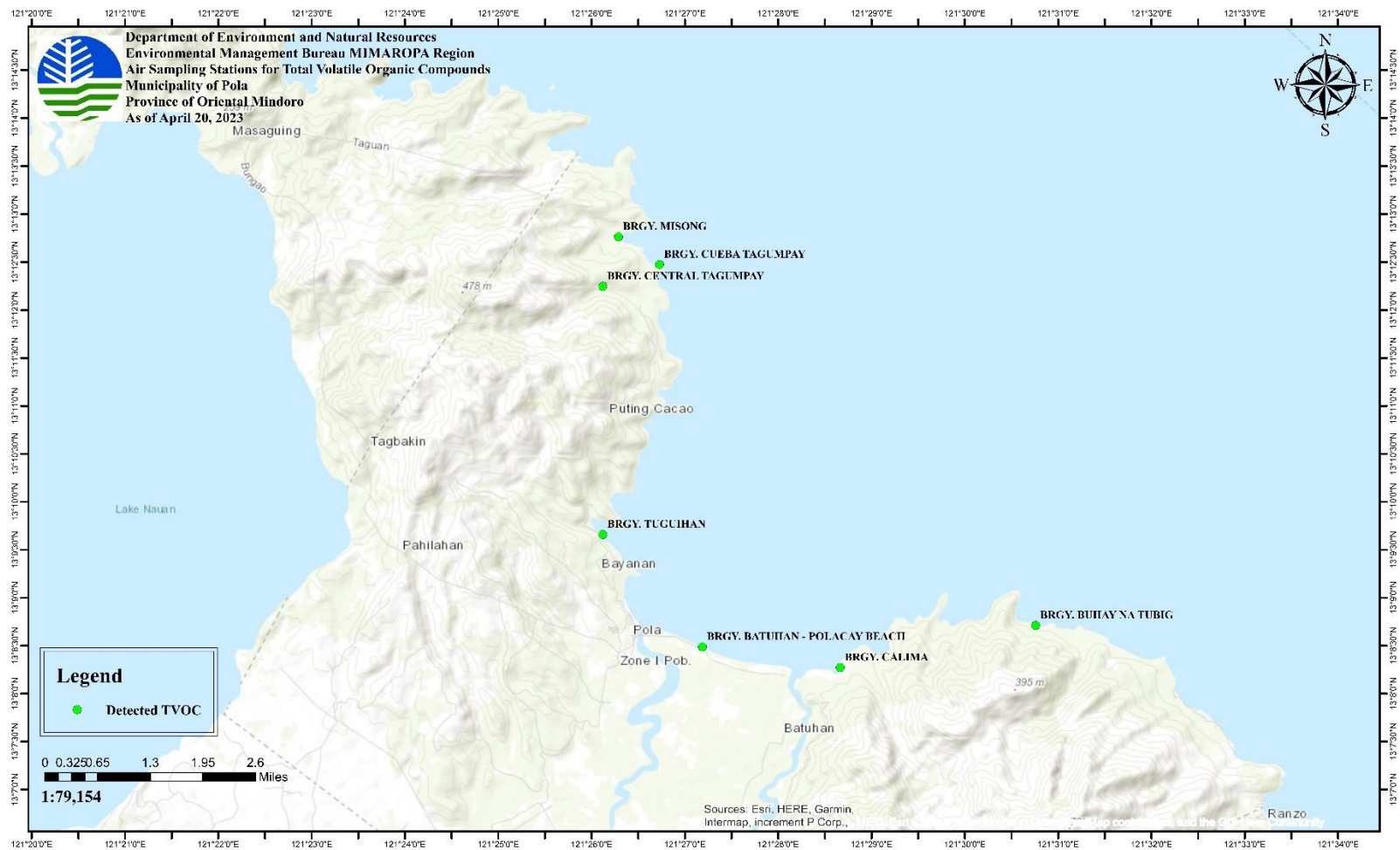
MAP OF TOTAL VOLATILE ORGANIC COMPOUND IN CALAPAN CITY, ORIENTAL MINDORO (MARCH 25, 2023)



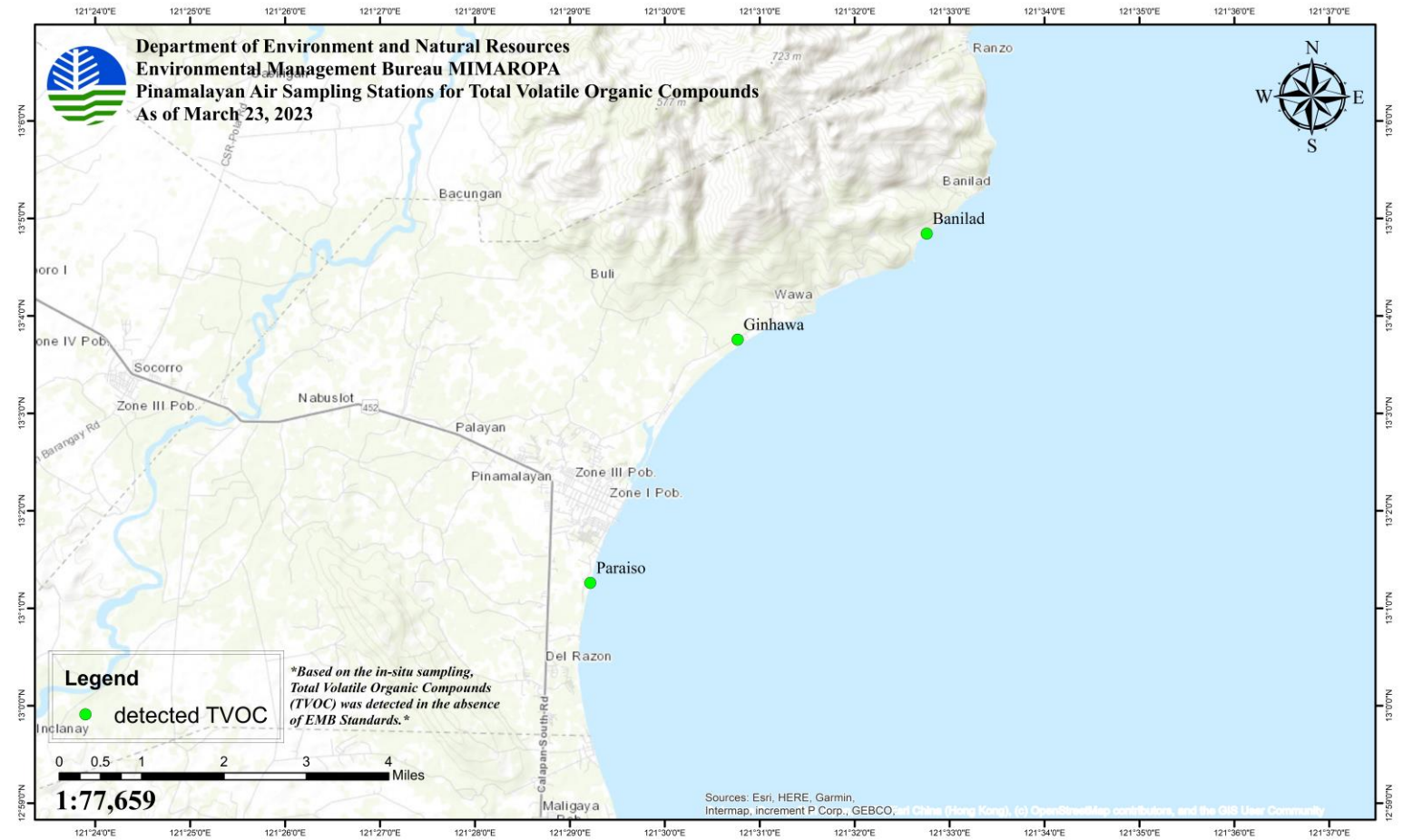
MAP OF TOTAL VOLATILE ORGANIC COMPOUND IN NAUJAN, ORIENTAL MINDORO (MARCH 25, 2023)



MAP OF TOTAL VOLATILE ORGANIC COMPOUND IN POLA, ORIENTAL MINDORO (APRIL 20, 2023)



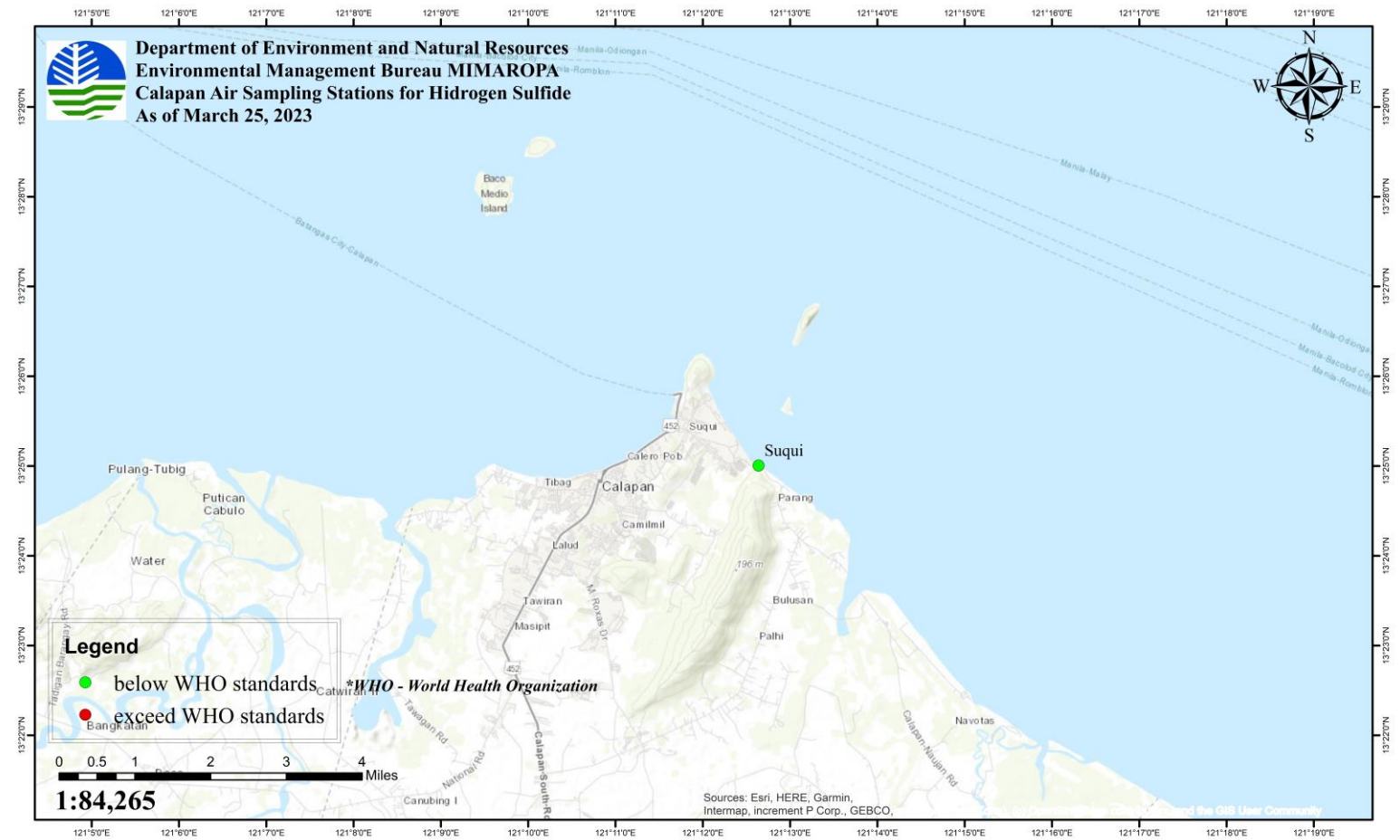
MAP OF TOTAL VOLATILE ORGANIC COMPOUND IN PINAMALAYAN, ORIENTAL MINDORO (MARCH 23, 2023)



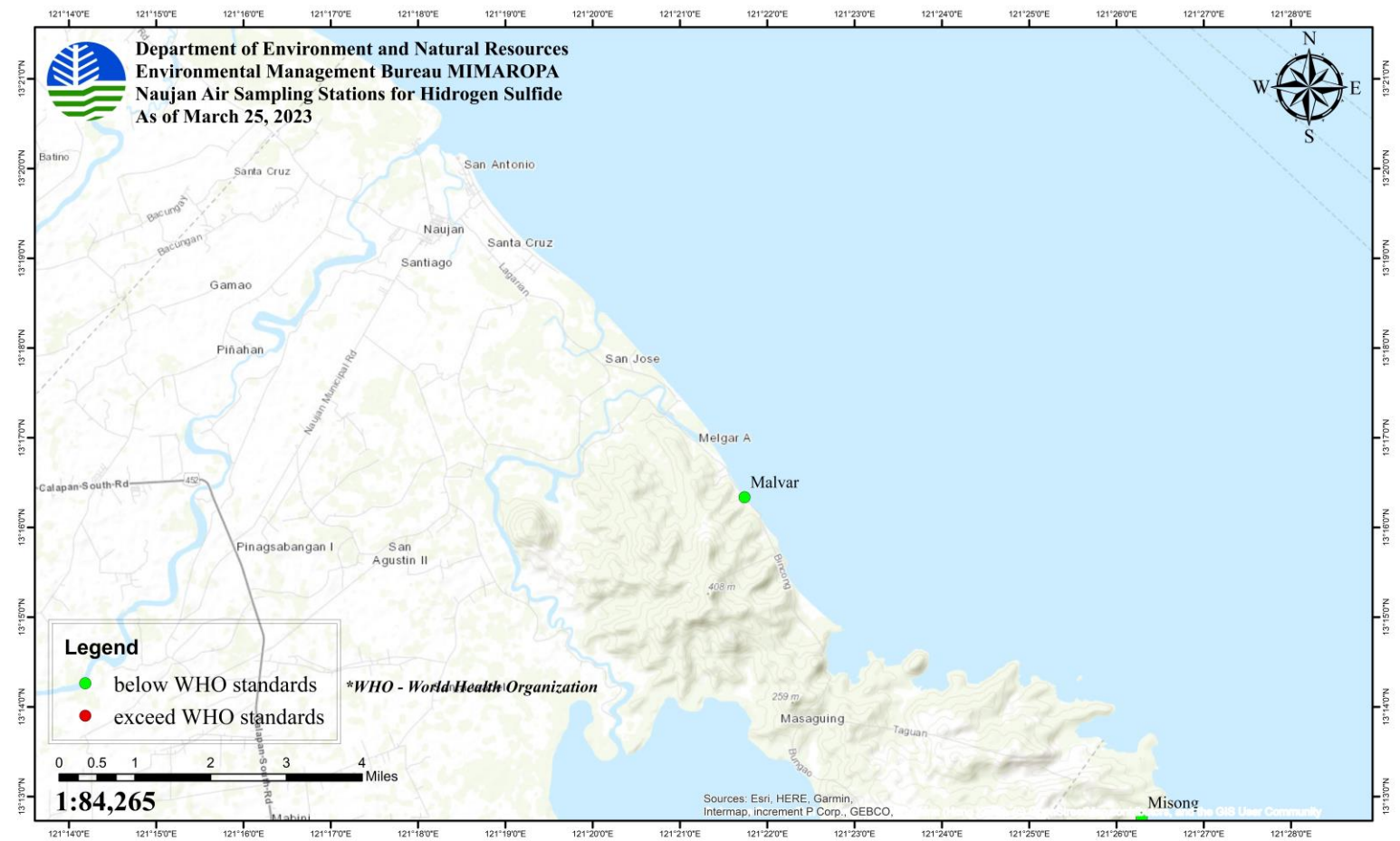
Results of Hydrogen Sulfide (H₂S) on March 15-25, 2023 Sampling

PROVINCE	SOURCE (Municipality/City)	LOCATION (Barangay)	H ₂ S (ppm)	DATE OF SAMPLING
ORIENTAL MINDORO	POLA	BRGY. CALIMA	0.03	15 March 2023
			0.03	16 March 2023
			0.03	17 March 2023
			0.01	24 March 2023
		BRGY. MISONG	0.04	16 March 2023
			0.04	17 March 2023
			0.01	24 March 2023
		BRGY. BATUHAN	0.02	24 March 2023
		BRGY. TAGUMPAY	0.02	16 March 2023
			0.02	17 March 2023
	NAUJAN	BRGY. MALVAR	0.04	25 March 2023
	PINAMALAYAN	BRGY. PARAISO	0.02	23 March 2023
	PINAMALAYAN	BRGY. GINHAWA	0.03	23 March 2023
	PINAMALAYAN	BRGY. BANILAD	0.05	23 March 2023
	CALAPAN	BRGY. SUQUI	0.02	25 March 2023

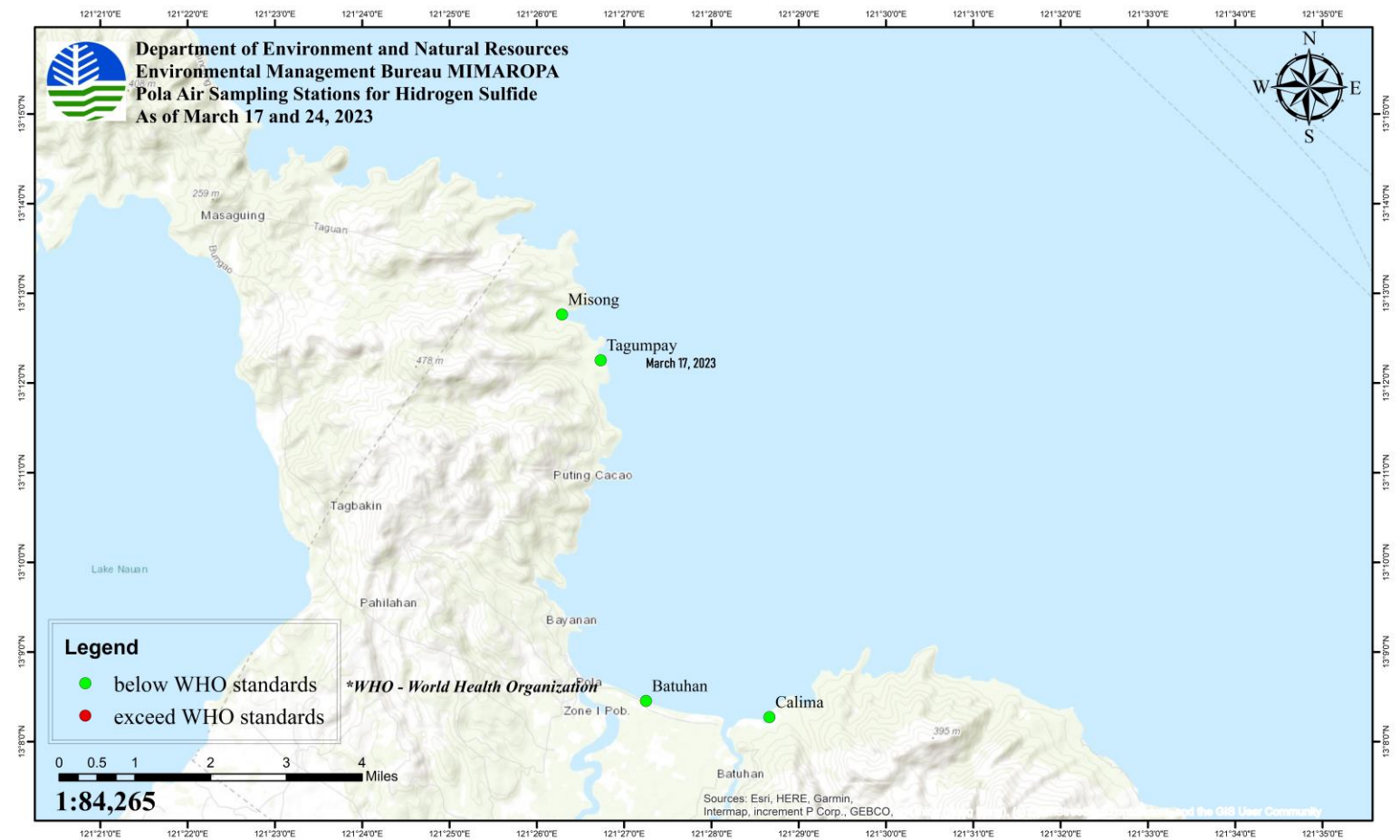
MAP OF HYDROGEN SULFIDE IN AIR SAMPLING OF CALAPAN CITY, ORIENTAL MINDORO (MARCH 25, 2023)



MAP OF HYDROGEN SULFIDE IN AIR SAMPLING OF NAUJAN, ORIENTAL MINDORO (MARCH 25, 2023)



MAP OF HYDROGEN SULFIDE IN AIR SAMPLING OF POLA, ORIENTAL MINDORO (MARCH 17 TO 24, 2023)



WASTE COLLECTION: as of 05 July 2023

PROVINCE	CITY/ MUNICIPALITY	OIL WASTE		OIL CONTAMINATED MATERIALS		AGENCIES/ ORGANIZATIONS INVOLVED IN THE COLLECTION	% OF WASTE TREATED
		CUM. VOLUME (IN LITERS)	CUM. WEIGHT (IN KG)	CUM. VOLUME (IN LITERS)	CUM. WEIGHT (IN KG)		
ORIENTAL MINDORO	CALAPAN CITY			30,504.90	27,454.41	PCG, Harbour Insurance, local communities under Cash for Work Program (DSWD)	54.26%
	NAUJAN			9,580.20	8,622.18		17.39%
	POLA			367,835.40	331,051.86		40.59%
	GLORIA			1,457.40	1,311.66		0%
	BONGABONG			1,457.40	1,311.66		0%
PALAWAN	TAYTAY			1,249.20	1,124.28		0%
TOTAL				412,084.50	370,876.05		

Conversion:

1 Drum of Oil Contaminated Materials= 208.2 Liters

1 Liter of Oil Contaminated Materials= 0.9 kg


Tonner Bag = 729 Liters

Note:

1. The volume and weight were computed based on the conversion factors above.
2. The actual weight will be provided after hauling and treatment has been completed by the accredited service provider.

DONATIONS MONITORING

DONOR	ITEMS DONATED / SERVICES	RECIPIENT CITY/ MUNICIPALITY	FOCAL PERSON
DMCI Power Corp.	50 pcs Drums	LGU - Pola	
Power One Corporation	30pcs Drums	LGU - Pola	
Occidental Mindoro Consolidated Power Corp.	15 pcs Drums	LGU - Pola	
Temasek Foundation through Filinvest Land Inc.	70 Boxes (1000pcs/box) of KN95 mask 5 Boxes (1000pcs/box) of KN95 mask 2 Boxes (1000pcs/box) of KN95 mask		Jennifer M. Cruz 8 March 23 Meynardo Axalan 9 March 2023
Coral Bay Nickel Mining	5 boxes of Absorbent Pads		
	11 pieces 3M 6200 Half Facepiece Respirator (Medium) 14 pairs 3M 6003 Organic Vapor/Acid Gas Cartridge 28 pieces 3M 5N11 Particulate Filter, N95 28 pieces 3M 501 Filter Retainer 14 pieces 3M 4750 Chemical Protective Coverall (Large) 15 boxes Nitrile Gloves 14 pairs Boots Chemical Resistant 3 pieces 3M 6800 Full Facepiece Respirator (Medium)	EMB – MIMAROPA Region	Atty. Alessa May V. Ismael (23 March 2023)
First Gen Corporation	424 pcs Mini Boom Spill 132 pcs Mini Boom Spill 3 packs (100pcs/pack) Oil Sorbent Pads 3 rolls (49m x 0.96m x 0.35cm per roll) Oil Sorbent Rolls 4 pcs Open Top Drums 12 pcs Closed Top Drums 5 boxes (75pcs/box) Heavy-Duty Plastic Bag 45 boxes (20 pcs/box) N95 masks 10 boxes (50 pcs/box) N95 masks 40 pairs Nitrile Gloves 5 boxes (100 pcs/box) Latex Gloves, small 4 boxes (162 bars/box) Hand Soaps		Meynardo Axalan 9 March 2023
Prime Energy Resources Development	54 pcs UN Drums (210 Liters) 10 tote tanks (1cum).		
First Gen Corporation	Oil Spill Boom Reels (Tank Capacity: 300L) Oil Spill Boom (Inflatable booms in 2 reels) Dispersants 600 Liter	PCG Oriental Mindoro	
Water Environment Association of the Philippines, Inc. (WEAP)	FIFTY THOUSAND PESOS (PhP 50,000.00) Check		
Optimal Laboratories, Inc.	Services (Oil and Grease Analysis)		
Sun East Asia Corporation	3 boxes (50pcs/box) Magic Fiber – Oil Absorbent	EMB – MIMAROPA Region	Engr. Buena Fe A. Rioflorido, Ashley Denise Adora L. Ignacio and Engr. Czes C. Bongco 03 May 2023



ENGR. BUENA FE A. RIOFLORIDO
Officer-In-Charge
Office of the Regional Director

