



DENR MIMAROPA RECORDS SECTION	
RECEIVED	
08 JUL 2022	
<input type="checkbox"/> INCOMING	<input type="checkbox"/> OUTGOING
BY: _____	DATE: _____
June 27, 2022	

MEMORANDUM

FOR : The Regional Executive Director
DENR MIMAROPA Region

FROM : The OIC, PENR Officer
Odiongan, Romblon

SUBJECT : SUBMISSION OF ACCOMPLISHMENT REPORT ON THE
ENHANCED NATIONAL GREENING PROGRAM WITHIN
THE JURISDICTION OF PENRO ROMBLON AS OF JUNE 27,
2022


We respectfully submitted the accomplishment reports under the implementation of Enhanced National Greening Program as of June 27, 2022, within the jurisdiction of DENR-PENRO Romblon.

Through the assistance of hired local laborers, 50% or an aggregate area of 110 hectares have already inspected and verified by the NGP Inspection and Acceptance Team. For its financial performances, the PENRO was able to obligate 100% of the total budget allotment while 2.29% have been only disbursed against the total amount obligated.

In view of the above, kindly see the detailed report of the NGP Coordinator containing the accomplished matrices per respective activities. Likewise, be informed that the NGP Unit have already submitted to the NGP Regional Coordinating Office the electronic copy of the said reports including the DIME shapefile of CY 2021 planted sites on **June 27, 2022**, through this email address mimaropaengp@gmail.com.

For your information, record and ready reference.

“For and in the absence of the OIC, PENR Officer”


THELMO S. HERNANDEZ

Chief, Management Services Division





June 27, 2022

MEMORANDUM

FOR : The OIC, PENR Officer
DENR Odiongan, Romblon

THRU : The Chief, Technical Services Division
DENR, Odiongan, Romblon

FROM : The NGP Coordinator

SUBJECT : SUBMISSION OF ACCOMPLISHMENT REPORT ON THE
ENHANCED NATIONAL GREENING PROGRAM WITHIN
THE JURISDICTION OF PENRO ROMBLON AS OF JUNE 27,
2022

Submitting herewith are the status of the following performance activity on the Project DIME and other monthly reports relative to NGP within the jurisdiction of PENRO Romblon as of June 27, 2022.

1. Table 1- List of Contracts or Sites Implemented by the Administration;
2. Second Year Physical M&P of CY 2021 Established Plantation;
3. Second Year Financial M&P of CY 2021 Established Plantation;
4. Template 03- Summarized Monthly Accomplishment Report of Hired NGP Personnel

Please be informed that out of 220 hectares M&P area, a total of 110 hectares have already inspected by the NGP Inspection and Acceptance Team. The maintenance and protection activities done are strip/ ring weeding, fire break or green break maintenance and foot patrol works. Replanting of 1,369 seedlings were also conducted in the area. In terms of financial performances, the allotment for the second year M&P was already 100% obligated amounting to 1,100,000.00 Million Pesos while the disbursement rate were only 2.29%

In this regard, attached are the accomplished matrices using the prescribed format including the geotagged photos of the conducted maintenance and protection activities. Please be also informed that we have already sent the advance copy of the report together with DIME shapefile of CY 2021 plantations in NGP Regional Office through this email address mimaropaengp@gmail.com on **June 27, 2022**.

For your information, appropriate action and further instruction, if any.


MANUEL B. ROMERO

TABLE 1 : List of 2022 NCP MOAs/Contracts or Sites by Administration
DENR Region : MIMAROPA
PENRO Romblon
As of June 24, 2022

Region	PENRO	CENRO	Municipality	Barangay	Activity	No.	Name of MOA Holder/ Organization Partner/ Contractor	Representative of MOA Holder/ Partner Organization/ Contractor	Date MOA/LOA Signed	Total Amount of Allotment or Contract (In Pesos)	Site Code	Area In Hectare	Commodity	Species	No. of Target Seedlings/ Protagunes to be Maintained	Remarks		
PENRO ROMBLON						34				1,100,000.00		220.00			89,150	The project under 2nd year M&P activity was implemented by the Administration of PENRO Romblon		
					YEAR 2 (2021 Sites)	34						220.00			89,150			
					RO- Based Fund	33						70.00	Indigenous		85,070			
												50.00	Fruit Trees		43,750			
												80.00	Bamboo		25,000			
															16,320			
					CO- Based Fund	1						20.00	Bamboo		4,080			
MIMAROPA	Romblon		Sia. Maria	Concepcion Sur	Second Year Maintenance and Protection	1	Implemented by Administration of PENRO Romblon	Implemented by Admin (former Welilo Gano)	Not Applicable	50,000.00	21-175900-0742-0010	10.00				4,316	The project under 2nd year M&P activity was implemented by the Administration of PENRO Romblon	
												4.00	Indigenous Trees	Narra, Banat-banat	2,500			
												2.00	Fruit Trees	Coffee, Ais, Star Apple, Goyabano	1,000			
												4.00	Bamboo	K. Tink, Boho	816			
												10.00				4,316	The project under 2nd year M&P activity was implemented by the Administration of PENRO Romblon	
												4.00	Indigenous Trees	Narra, Banat-banat, Langka, Ais, Rambutan, Avocado, Goyabano, Lapote, Mango	2,500			
												2.00	Fruit Trees	Langka, Ais, Rambutan, Avocado, Goyabano, Lapote, Mango	1,000			
												4.00	Bamboo	K. Tink, Boho	816			
MIMAROPA	Romblon		Sia. Maria	Concepcion Sur	Second Year Maintenance and Protection	3	Implemented by Administration of PENRO Romblon	Implemented by Admin (former Ben Agustín)	Not Applicable	25,000.00	21-175900-0743-0005	5.00				2,579	The project under 2nd year M&P activity was implemented by the Administration of PENRO Romblon	
												3.00	Indigenous Trees	Narra, Banat-banat, Langka, Ais, Mango, K. Tink, Boho	1,875			
												1.00	Fruit Trees	Langka, Ais, Mango, K. Tink, Boho	500			
												1.00	Bamboo	K. Tink, Boho	204			
												5.00				2,579	The project under 2nd year M&P activity was implemented by the Administration of PENRO Romblon	
												3.00	Indigenous Trees	Narra	1,875			
												1.00	Fruit Trees	Coffee	500			
												1.00	Bamboo	K. Tink, Boho	204			
MIMAROPA	Romblon		Sia. Maria	Concepcion Sur	Second Year Maintenance and Protection	5	Implemented by Administration of PENRO Romblon	Implemented by Admin (former Esanlisio Ruben)	Not Applicable	25,000.00	21-175900-0740-0005	5.00				2,579	The project under 2nd year M&P activity was implemented by the Administration of PENRO Romblon	
												3.00	Indigenous Trees	Narra, Banat-banat, Saba, Ais, Rambutan, Goyabano, Avocado, Lapote, Star Apple, Langka, Santol, Mango, Calamansi	1,875			
												1.00	Fruit Trees	Saba, Ais, Rambutan, Goyabano, Avocado, Lapote, Star Apple, Langka, Santol, Mango, Calamansi	500			
												1.00	Bamboo	K. Tink, Boho	204			
MIMAROPA	Romblon		Sia. Maria	Concepcion Sur	Second Year Maintenance and Protection	6	Implemented by Administration of PENRO Romblon	Implemented by Admin (former Doby Manago)	Not Applicable	50,000.00	21-175900-0738-0010	10.00				3,895	The project under 2nd year M&P activity was implemented by the Administration of PENRO Romblon	
												3.00	Indigenous Trees	Narra, Lipote, Goyabano, Mango, Santol, Coffee, K. Tink, Boho	1,875			
												2.00	Fruit Trees	Lipote, Goyabano, Mango, Santol, Coffee, K. Tink, Boho	1,000			
												5.00	Bamboo	K. Tink, Boho	1,020			
MIMAROPA	Romblon		Sia. Maria	Concepcion Sur	Second Year Maintenance and Protection	7	Implemented by Administration of PENRO Romblon	Implemented by Admin (former Jayson Gregorio)	Not Applicable	50,000.00	21-175900-0747-0010	10.00				4,316	The project under 2nd year M&P activity was implemented by the Administration of PENRO Romblon	

TABLE 1 : List of 2022 NCP MOAs/Contracts or Sites by Administration on PENRO Region : MIMAROPA
As of June 24, 2022

Region	PENRO	CENR O	Municipality	Barangay	Activity	No.	Name of MOA Holder/ Organization Partner/ Contractor	Representative of MOA Holder/ Partner Organization/ Contractor	Date MOA/LOA Signed	Total Amount of Allotment or Contract (in Pesos)	Site Code	Area in Hectare	Commodity	Species	No. of Target Seedlings/ Propagules to be Maintained	Remarks
												4.00	Indigenous Trees	Narra, Banih-banih,	2,500	
												2.00	Fruit Trees	Apile Mango, Guyabano, Alis, Avocado, Lemon, Calamansi, Sitores,	1,000	
												4.00	Bamboo	K. Jink, Boho	816	
MIMAROPA	Romblon		Sia, Marita	Concepcion Sur	Sec and Year Maintenance and Protection	8	Implemented by Administrator of PENRO Romblon	Implemented by Admin (former Eddie Aluppan)	Not Applicable	50,000.00	21-1755-00-0739-0010	10.00			4,908	The project under 2nd year M&P activity was implemented by the Administration of PENRO Romblon
												4.00	Indigenous Trees	Narra,	2,500	
												4.00	Fruit Trees	Lipote, Langka Guyabano,	2,000	
												2.00	Bamboo	K. Jink, Boho	408	
MIMAROPA	Romblon		Sia, Marita	Concepcion Sur	Sec and Year Maintenance and Protection	9	Implemented by Administrator of PENRO Romblon	Implemented by Admin (former Rowento Engullo)	Not Applicable	25,000.00	21-1755-00-0744-0005	5.00			2,579	The project under 2nd year M&P activity was implemented by the Administration of PENRO Romblon
												3.00	Indigenous Trees	Narra, Banih-banih	1,875	
												1.00	Fruit Trees	Mango, Lipote, Avocado, Langka, Banih-banih, Alis,	500	
												1.00	Bamboo	K. Jink, Boho	204	
MIMAROPA	Romblon		Sia, Marita	Concepcion Sur	Sec and Year Maintenance and Protection	10	Implemented by Administrator of PENRO Romblon	Implemented by Admin (former Luis G. Rico)	Not Applicable	50,000.00	21-1755-00-0749-0010	10.00			3,895	The project under 2nd year M&P activity was implemented by the Administration of PENRO Romblon
												3.00	Indigenous Trees	Narra, Banih-banih	1,875	
												2.00	Fruit Trees	Coffee, Guyabano, Cacao, Alis	1,000	
												5.00	Bamboo	K. Jink, Boho	1,020	
MIMAROPA	Romblon		Sia, Marita	Concepcion Sur	Sec and Year Maintenance and Protection	11	Implemented by Administrator of PENRO Romblon	Implemented by Admin (former Arman De Vera)	Not Applicable	25,000.00	21-1755-00-0745-0005	5.00			2,579	The project under 2nd year M&P activity was implemented by the Administration of PENRO Romblon
												3.00	Indigenous Trees	Narra,	1,875	
												1.00	Fruit Trees	Alis, Guyabano, Coffee, Mango, Sanol	500	
												1.00	Bamboo	K. Jink, Boho	204	
MIMAROPA	Romblon		Sia, Marita	Concepcion Sur	Sec and Year Maintenance and Protection	12	Implemented by Administrator of PENRO Romblon	Implemented by Admin (former Chastotomo Ordoño)	Not Applicable	25,000.00	21-1755-00-0741-0005	5.00			2,579	The project under 2nd year M&P activity was implemented by the Administration of PENRO Romblon
												3.00	Indigenous Trees	Narra	1,875	
												1.00	Fruit Trees	Coffee	500	
												1.00	Bamboo	K. Jink, Boho	204	
MIMAROPA	Romblon		Sia, Marita	Sec and Year Maintenance and Protection	13	Implemented by Administrator of PENRO Romblon	Implemented by Admin (former Edmundo T. Osorio)	Not Applicable	40,000.00	21-1755-00-0759-0008	8.00				3,066	The project under 2nd year M&P activity was implemented by the Administration of PENRO Romblon
												2.00	Indigenous Trees	Banih-banih	1,250	
												2.00	Fruit Trees	Lipote, Avocado, Coffee, Cacao, Calamansi, Rambutan, Guyabano, Langka, Sanol	1,000	
												4.00	Bamboo	K. Jink, Boho	816	
MIMAROPA	Romblon		Sia, Marita	Sec and Year Maintenance and Protection	14	Implemented by Administrator of PENRO Romblon	Implemented by Admin (former Demetrio E. Meran)	Not Applicable	25,000.00	21-1755-00-0755-0005	5.00				1,737	The project under 2nd year M&P activity was implemented by the Administration of PENRO Romblon
												1.00	Indigenous Trees	Bangka, Banih-banih,	625	
												1.00	Fruit Trees	Lanzones, Mango, Lipote, Sanol, Cacao, Coffee, Langka, Calamansi	500	
												3.00	Bamboo	K. Jink, Boho	612	
MIMAROPA	Romblon		Sia, Marita	Sec and Year Maintenance and Protection	15	Implemented by Administrator of PENRO Romblon	Implemented by Admin (former Lolito M. Magadan)	Not Applicable	10,000.00	21-1755-00-0754-0002	2.00				1,125	The project under 2nd year M&P activity was implemented by the Administration of PENRO Romblon
												1.00	Indigenous Trees	Narra, Banih-banih	625	

TABLE 1 : List of 2022 NCP MOAs/Contracts or Sites by Administrative Region • MIMAROPA
PENRO Romblon
As of June 24, 2022

Region	PENRO	CENR O	Municipality	Barangay	Activity	No.	Name of MOA Holder/ Organization Partner/ Contractor	Representative of MOA Holder/ Partner Organization/ Contractor	Date MOA/LOA Signed	Total Amount of Allotment or Contract (In Pesos)	Site Code	Area In Hectare	Commodity	Species	No. of Target Seedlings/ Propagules to be Maintained	Remarks
												1.00	Fruit Trees	Coffee, Santol, Mango, Lipote, Avocado, Rambutan, Cacao	500	
MIMAROPA	Romblon		Sia, Maria	Sio. Niño	Second Year Maintenance and Protection	16	Implemented by Administrator of PENRO Romblon	Implemented by Admin (former Pechinles P. Padiño)	Not Applicable	40,000.00	21-1755-00-0751-0008	8.00			3,066	The project under 2nd year M&EP activity was implemented by the Administration of PENRO Romblon
												2.00	Indigenous Trees	Tipolo, Bana-bana	1,250	
												2.00	Fruit Trees	Lipote, Durian, Langka, Coffee, Gayabano, Calamansi, Sanol, Avocado	1,000	
												4.00	Bamboo	K. "Ink, Boho	816	
MIMAROPA	Romblon		Sia, Maria	Sio. Niño	Second Year Maintenance and Protection	17	Implemented by Administrator of PENRO Romblon	Implemented by Admin (former Lamine F. Moaje)	Not Applicable	5,000.00	21-1755-00-0758-0001	1.00	Bamboo	K. "Ink, Boho	204	The project under 2nd year M&EP activity was implemented by the Administration of PENRO Romblon
MIMAROPA	Romblon		Sia, Maria	Sio. Niño	Second Year Maintenance and Protection	18	Implemented by Administrator of PENRO Romblon	Implemented by Admin (former Joey P. Mages)	Not Applicable	15,000.00	21-1755-00-0753-0003	3.00			1,033	The project under 2nd year M&EP activity was implemented by the Administration of PENRO Romblon
												1.00	Indigenous Trees	Bana-bana	625	
												2.00	Bamboo	K. "Ink, Boho	408	
MIMAROPA	Romblon		Sia, Maria	Sio. Niño	Second Year Maintenance and Protection	19	Implemented by Administrator of PENRO Romblon	Implemented by Admin (former Landico G. Mestas)	Not Applicable	15,000.00	21-1755-00-0760-0003	3.00			1,033	The project under 2nd year M&EP activity was implemented by the Administration of PENRO Romblon
												1.00	Indigenous Trees	Bana-bana	625	
												2.00	Bamboo	K. "Ink, Boho	408	
MIMAROPA	Romblon		Sia, Maria	Sio. Niño	Second Year Maintenance and Protection	20	Implemented by Administrator of PENRO Romblon	Implemented by Admin (former Desiderio T. Esmilla Jr.)	Not Applicable	35,000.00	21-1755-00-0756-0007	7.00			2,441	The project under 2nd year M&EP activity was implemented by the Administration of PENRO Romblon
												1.00	Indigenous Trees	Antipolo, Bangkal, Narra, Malingay, Kuryay-yay,	625	
												2.00	Fruit Trees	Lipote, Langka, Mango, Santol, Avocado, Kabugajo, Bana-bana, Coffee, Mahulo	1,000	
												4.00	Bamboo	K. "Ink, Boho	816	
MIMAROPA	Romblon		Sia, Maria	Sio. Niño	Second Year Maintenance and Protection	21	Implemented by Administrator of PENRO Romblon	Implemented by Admin (former Agustin M. Gallos)	Not Applicable	20,000.00	21-1755-00-0752-0004	4.00			1,333	The project under 2nd year M&EP activity was implemented by the Administration of PENRO Romblon
												1.00	Indigenous Trees	Taliay, Bana-bana, Narra, Tsa, Lamzones, Star Apple, Lanja, Avocado, Lipote, Calamansi, Bana-bana	500	
												2.00	Bamboo	K. "Ink, Boho	408	
MIMAROPA	Romblon		Sia, Maria	Sio. Niño	Second Year Maintenance and Protection	22	Implemented by Administrator of PENRO Romblon	Implemented by Admin (former Gerardo M. Gallos)	Not Applicable	35,000.00	21-1755-00-0767-0007	7.00			2,862	The project under 2nd year M&EP activity was implemented by the Administration of PENRO Romblon
												2.00	Indigenous Trees	Bana-bana, Narra, Acacia, Gogo, Alimangog, Bangkal, Tipolo, Malingay	1,250	
												2.00	Fruit Trees	Lipote, Coffee, Mahulo, Rambutan, Calamansi	1,000	
												3.00	Bamboo	K. "Ink, Boho	612	
MIMAROPA	Romblon		Sia, Maria	Sio. Niño	Second Year Maintenance and Protection	23	Implemented by Administrator of PENRO Romblon	Implemented by Admin (former Lamine G. Miran)	Not Applicable	35,000.00	21-1755-00-0761-0007	7.00			2,737	The project under 2nd year M&EP activity was implemented by the Administration of PENRO Romblon
												1.00	Indigenous Trees	Bana-bana, Acacia, Gogo, Antipolo, Narra	625	
												3.00	Fruit Trees	Coffee, Cacao	1,500	
												3.00	Bamboo	K. "Ink, Boho	612	

TABLE 1 : List of 2022 NGP MOAs/Contracts or Sites by Administration on DENR Region 4 - MIMAROPA
PENRO Romblon
As of June 24, 2022

Region	PENRO	CENRO	Municipality	Barangay	Activity	No.	Name of MOA Holder/ Organization Partner/ Contractor	Representative of MOA Holder/ Partner Organization/ Contractor	Date MOA/LOA Signed	Total Amount of Allotment or Contract (In Pesos)	Site Code	Area in Hectare	Commodity	Species	No. of Target Seedlings/ Propagules to be Maintained	Remarks
MIMAROPA	Romblon		San Maria	Sco. Niño	Second Year Maintenance and Protection	24	Implemented by Administrator of PENRO Romblon	Implemented by Admin (former Joey V. Fama)	Not Applicable	10,000.00	21-175-00-0762-0002	2.00	Indigenous Trees	Bangka, Narra, Banahbanai	1,125	The project under 2nd year M&P activity was implemented by the Administration of PENRO Romblon
												1.00	Fruit Trees	Langka, Avocado, Calamansi, Sanol, Banahbanai, Lipote	625	
												1.00				
MIMAROPA	Romblon		San Maria	Sco. Niño	Second Year Maintenance and Protection	25	Implemented by Administrator of PENRO Romblon	Implemented by Admin (former Rolando V. Fama)	Not Applicable	15,000.00	21-175-00-0764-0003	3.00	Indigenous Trees	Banahbanai	1,329	The project under 2nd year M&P activity was implemented by the Administration of PENRO Romblon
												1.00	Fruit Trees	Lipote, Maligang, Lemon, Avocado, Guyabano, Coffee, Langka, Sintos	500	
												1.00	Bamboo	K. Tink, Boho	204	
MIMAROPA	Romblon		San Maria	Sco. Niño	Second Year Maintenance and Protection	26	Implemented by Administrator of PENRO Romblon	Implemented by Admin (former Jose C. Vallego)	Not Applicable	15,000.00	21-175-00-0757-0003	3.00			908	The project under 2nd year M&P activity was implemented by the Administration of PENRO Romblon
												1.00	Fruit Trees	Lipote, Avocado, Calamansi, Maligang, Sanol, Coffee, Langka	500	
												2.00	Bamboo	K. Tink, Boho	408	
MIMAROPA	Romblon		San Maria	Sco. Niño	Second Year Maintenance and Protection	27	Implemented by Administrator of PENRO Romblon	Implemented by Admin (former Joel C. Fesani)	Not Applicable	15,000.00	21-175-00-0763-0003	3.00	Indigenous Trees	Banahbanai	1,329	The project under 2nd year M&P activity was implemented by the Administration of PENRO Romblon
												1.00	Fruit Trees	Avocado, Guyabano, Cacao, Rambutan	500	
												1.00	Bamboo	K. Tink, Boho	204	
MIMAROPA	Romblon		San Maria	Sco. Niño	Second Year Maintenance and Protection	28	Implemented by Administrator of PENRO Romblon	Implemented by Admin (former Romeo R. Versaza)	Not Applicable	10,000.00	21-175-00-0766-0002	2.00			704	The project under 2nd year M&P activity was implemented by the Administration of PENRO Romblon
												1.00	Fruit Trees	Lipote, Coffee, Calamansi, Langka, Avocado, Sanol, Cacao	500	
												1.00	Bamboo	K. Tink, Boho	204	
MIMAROPA	Romblon		San Maria	Sco. Niño	Second Year Maintenance and Protection	29	Implemented by Administrator of PENRO Romblon	Implemented by Admin (former Jay-Ar A. Fama)	Not Applicable	10,000.00	21-175-00-0765-0002	2.00			704	The project under 2nd year M&P activity was implemented by the Administration of PENRO Romblon
												1.00	Fruit Trees	Lipote, Avocado, Sanol, Rambutan, Coffee, Langka, Banahbanai	500	
												1.00	Bamboo	K. Tink, Boho	204	
MIMAROPA	Romblon		San Maria	San Isidro	Second Year Maintenance and Protection	30	Implemented by Administrator of PENRO Romblon	Implemented by Admin (former Pio P. Langaza)	Not Applicable	50,000.00	21-175-00-0750-0010	10.00	Indigenous Trees	Banahbanai	4,316	The project under 2nd year M&P activity was implemented by the Administration of PENRO Romblon
												2.00	Fruit Trees	Avocado, Sanol, Pomlan, Calamansi, Langka, Lemon, Guyabano, Mango, Atis	1,000	
												4.00	Bamboo	K. Tink, Boho	816	
MIMAROPA	Romblon		San Maria	San Isidro	Second Year Maintenance and Protection	31	Implemented by Administrator of PENRO Romblon	Implemented by Admin (former Nove L. Macarindo)	Not Applicable	50,000.00	21-175-00-0688-0010	10.00	Indigenous Trees	Banahbanai, Gogo	4,316	The project under 2nd year M&P activity was implemented by the Administration of PENRO Romblon

Region	PENRO	CENR O	Municipality	Barangay	Activity	No.	Name of MOA Holder/ Organization Partner/ Contractor	Representative of MOA Holder/ Partner Organization/ Contractor	Date MOA/LOA Signed	Total Amount of Allotment or Contract (in Pesos)	Site Code	Area in Hectare	Commodity	Species	No. of Target Seedlings/ Propagules to be Maintained	Remarks
												2.00	Fruit Trees	Calamansi, Kamuning, Coffee, Kamuning, Lipote, Macopa, Sanol, Avocado, Langa, Tisa, Rambutan, Cacao, Mango, Ahi	1,000	
												4.00	Bamboo	K. Jink Boho	816	
MIMAROPA	Romblon		Sin. Maria	San Isidro	Second Year Maintenance and Protection	32	Implemented by Administration of PENRO Romblon	Implemented by Admin Lomito L. Filartos (Jr.)	Not Applicable	50,000.00	21-1755-00-0689-0010	10.00	Indigenous Trees		4,191	The project under 2nd year M&P activity was implemented by the Administration of PENRO Romblon
												3.00	Fruit Trees	Banig-banig Avocado, Kamuning, Coffee, Langa, Gubano, Calamansi	1,500	
												4.00	Bamboo	K. Jink Boho	816	
MIMAROPA	Romblon		Sin. Maria	San Isidro	Second Year Maintenance and Protection	33	Implemented by Administration of PENRO Romblon	Implemented by Admin Alberto L. Mariano	Not Applicable	50,000.00	21-1755-00-0690-0010	10.00	Indigenous Trees	Mojave, Cugo, Banig-banig, Santungog, Talsay,	4,191	The project under 2nd year M&P activity was implemented by the Administration of PENRO Romblon
												3.00		Langa, Dubat Santol, Avocado, Kamuning, Sampaloc, Kamuning, Mango, Macopa,	1,500	
												4.00	Bamboo	K. Jink Boho	816	
CO- Based Fruit (Bamboo Plantation)												20.00			4,080	
MIMAROPA	Romblon		Alcantara	Calangmiso	Second Year Maintenance and Protection	1	Implemented by Administration of PENRO Romblon	Implemented by Admin (former Marlon Techigo)	Not Applicable	100,000.00	21-1755-00-0730-0004; 21-1755-00-0731-0005; 21-1755-00-0732-0001; 21-1755-00-0733-0001; 21-1755-00-0734-0001; 21-1755-00-0735-0001; 21-1755-00-0736-0004 21-1755-00-0737-0004	20.00	Bamboo	Boho/ kawayang tink	4,080	The project under 2nd year M&P activity was implemented by the Administration of PENRO Romblon


Prepared by:

Reviewed by:


Recommending Approval:

Approved by:


CATHERINE A. ATIENZA
FI/ NCP Technical Staff


MANUEL B. ROMERO
FIU Provincial NCP Coordinator


MA. ARLENE R. SOCORRO
Chief Technical Services Division


MSD CHIEF THEODORO S. HERNANDEZ
In-Charge, PENRO Romblon

ENHANCED NATIONAL GREENING PROGRAM
MIMAROPA REGION

SECOND YEAR PLANTATIONS MAINTENANCE AND PROTECTION PHYSICAL ACCOMPLISHMENT

As of June 24, 2022

No.	Location of Site				Category (Mangrove or Beach/NGP)	NGP Site Code	Name of Organization	Name of Contractor	Commodity	Species	Area under Contract (hectares)	Actual Area Planted (hectares)	Area Effectively Maintained	Number of Seedlings			Survival Rate (%)	Maintenance and Protection Activities Conducted				Remarks	
	Province	Municipality	Barangay	Site										Target	Planted	Surviving		Brushing/ Ring Stripping Weeding (Ha.)	Replanting (No.)	Fertilizer Application	Firebreak/ Greenbreak Maintenance (ha)		Foot Patroling (ha)
2ND YEAR MAINTENANCE AND PROTECTION (2022 Plantations)																							
Region-based Regular NGP									Indigenous Trees		220.00	220.00	220.00	89,150	89,150	89,150	100%	110	1,369	0	110	110	
									Fruit Trees		70.00	70.00	70.00	43,750	43,750	43,750							
									Fruit Trees		50.00	50.00	50.00	25,000	25,000	25,000							
									Bamboo		100.00	100.00	100.00	20,400	20,400	20,400							
											200.00	200.00	200.00	85,070	85,070	85,070	100%	90	1,299	0	90	90	
									Indigenous Trees		70.00	70.00	70.00	43,750	43,750	43,750							
									Fruit Trees		50.00	50.00	50.00	25,000	25,000	25,000							
									Bamboo		80.00	80.00	80.00	16,320	16,320	16,320							
											90.00	90.00	90.00	41,120	41,120	41,120		90	1,299	90	90		
									Indigenous Trees		40.00	40.00	40.00	25,000	25,000	25,000							
Barangay Concepcion Sur									Fruit Trees		20.00	20.00	20.00	10,000	10,000	10,000							
									Bamboo		30.00	30.00	30.00	6,120	6,120	6,120							
1	Romblon	Sta. Maria	Concepcion Sur	Upland	21-175900-0742-0010		Implemented by Admin (former Welito Gaan)				10.00	10.00	10.00	4,316	4,316	4,316	100%	10	125		10	10	Seedlings survival rate was based on PENRO report as of December 2021
									Indigenous Trees		4.00	4.00	4.00	2,500	2,500	2,500							
									Narra		3.36	3.36	3.36	2,100	2,100	2,100							
									Banana		0.64	0.64	0.64	400	400	400							
									Fruit Trees		2.00	2.00	2.00	1,000	1,000	1,000							
									Coffee		1.40	1.40	1.40	700	700	700							
									Alis		0.50	0.50	0.50	250	250	250							
									Star Apple		0.05	0.05	0.05	25	25	25							
									Guyabano		0.05	0.05	0.05	25	25	25							
									K. Timi's, Boho		4.00	4.00	4.00	116	816	816							
2	Romblon	Sta. Maria	Concepcion Sur	Upland	21-175900-0748-0010		Implemented by Admin (former Judging Gabao)				10.00	10.00	10.00	4,316	4,316	4,316	100%	10	112		10	10	Seedlings survival rate was based on PENRO report as of December 2021
									Indigenous Trees		4.00	4.00	4.00	2,500	2,500	2,500							
									Narra		2.88	2.88	2.88	1,800	1,800	1,800							
									Banana		1.12	1.12	1.12	700	700	700							
									Fruit Trees		2.00	2.00	2.00	1,000	1,000	1,000							
									Langka		0.60	0.60	0.60	300	300	300							
									Alis		0.40	0.40	0.40	200	200	200							
									Rambutan		0.30	0.30	0.30	150	150	150							
									Avocado		0.30	0.30	0.30	150	150	150							
									Guyabano		0.10	0.10	0.10	50	50	50							
									Lipote		0.10	0.10	0.10	50	50	50							
									Mango		0.20	0.20	0.20	100	100	100							
									K. Timi's, Boho		4.00	4.00	4.00	116	816	816							
3	Romblon	Sta. Maria	Concepcion Sur	Upland	21-175900-0743-0005		Implemented by Admin (former Ben Agustin)				5.00	5.00	5.00	2,579	2,579	2,579	100%	5	97		5	5	Seedlings survival rate was based on PENRO report as of December 2021
									Indigenous Trees		3.00	3.00	3.00	1,875	1,875	1,875							
									Narra		2.36	2.36	2.36	1,475	1,475	1,475							
									Banana		0.64	0.64	0.64	400	400	400							
									Fruit Trees		1.00	1.00	1.00	500	500	500							
									Langka		0.20	0.20	0.20	100	100	100							
									Alis		0.40	0.40	0.40	200	200	200							
									Mango		0.40	0.40	0.40	200	200	200							
									K. Timi's, Boho		1.00	1.00	1.00	204	204	204							
4	Romblon	Sta. Maria	Concepcion Sur	Upland	21-175900-0746-0005		Implemented by Admin (former Regie Boy Ordo)				5.00	5.00	5.00	2,579	2,579	2,579	100%	5	101		5	5	Seedlings survival rate was based on PENRO report as of December 2021

SECOND YEAR PLANTATIONS MAINTENANCE AND PROTECTION PHYSICAL ACCOMPLISHMENT

As of June 24, 2022

PENRO Romblon

No.	Location of Site				Category (Managrov e/ Breach/NG P)	NCP Site Code	Name of Organizati on	Name of Contractor	Commodity	Species	Area under Contract (hectares)	Actual Area Planted (hectares)	Area Effectively Maintained	Number of Seedlings			Survival Rate (%)	Maintenance and Protection Activities Conducted				Remarks
	Province	Municipality	Barangay	Sitio										Target	Planted	Surviving		Brushing/ Ring Strip Weeding (Ha.)	Replanting (No.)	Fertilizer Application	Firebreak/ Greenbreak Maintenance (ha)	
9	Ronblon	Sta. Maria	Concepcion Sur	Upland	21-175900-0744-0005	Implemented by Admin (former Roxasiao Engullo)																Seedlings survival rate was based on PE NRO report as of December 2021
							Indigenous Trees		5.00	4.00	5.00	2,579	2,579	2,579	100%	5	100	5	5			
							Narra	3.00	3.00	3.00	1,875	1,875	1,875									
							Banahangui	2.52	2.52	2.52	1,575	1,575	1,575									
							Banahangui	0.48	0.48	0.48	300	300	300									
							Fruit Trees	1.00	1.00	1.00	500	500	500									
							Mango	0.30	0.30	0.30	150	150	150									
							Lipote	0.36	0.36	0.36	180	180	180									
							Avocado	0.10	0.10	0.10	50	50	50									
							Ilangka	0.04	0.04	0.04	20	20	20									
Banahangui	0.06	0.06	0.06	30	30	30																
Allis	0.14	0.14	0.14	70	70	70																
K. Timbo																						
									Bamboo	Boho	1.00	1.00	1.00	204	204	204						
10	Ronblon	Sta. Maria	Concepcion Sur	Upland	21-175900-0749-0010	Implemented by Admin (former Luis G. Rico)			Indigenous Trees		10.00	11.00	10.00	3,895	3,895	3,895	100%	10	130	10	10	Seedlings survival rate was based on PE NRO report as of December 2021
									Narra	3.00	3.00	3.00	3.00	1,875	1,875	1,875						
										2.56	2.56	2.56	2.56	1,600	1,600	1,600						
									Banahangui	0.44	0.44	0.44	0.44	275	275	275						
									Fruit Trees	2.00	2.00	2.00	2.00	1,000	1,000	1,000						
									Coffee	1.74	1.74	1.74	1.74	870	870	870						
									Guyabano	0.18	0.18	0.18	0.18	90	90	90						
									Cacao	0.04	0.04	0.04	0.04	20	20	20						
									Allis	0.04	0.04	0.04	0.04	20	20	20						
									K. Timbo													
									Bamboo	Boho	5.00	4.00	5.00	1,020	1,020	1,020						
11	Ronblon	Sta. Maria	Concepcion Sur	Upland	21-175900-0745-0005	Implemented by Admin (former Arman De Vera)																Seedlings survival rate was based on PE NRO report as of December 2021
									Indigenous Trees		5.00	4.00	5.00	2,579	2,579	2,579	100%	5	90	5	5	
									Narra	3.00	3.00	3.00	3.00	1,875	1,875	1,875						
									Fruit Trees	1.00	1.00	1.00	1.00	500	500	500						
									Allis	0.30	0.30	0.30	0.30	150	150	150						
									Guyabano	0.16	0.16	0.16	0.16	80	80	80						
									Coffee	0.40	0.40	0.40	0.40	200	200	200						
									Mango	0.04	0.04	0.04	0.04	20	20	20						
									Santal	0.10	0.10	0.10	0.10	50	50	50						
									K. Timbo													
									Bamboo	Boho	1.00	1.00	1.00	204	204	204						
12	Ronblon	Sta. Maria	Concepcion Sur	Upland	21-175900-0741-0005	Implemented by Admin (former Cristofomo Ortendo)																Seedlings survival rate was based on PE NRO report as of December 2021
									Indigenous Trees		5.00	4.00	5.00	2,579	2,579	2,579	100%	5	90	5	5	
									Narra	3.00	3.00	3.00	3.00	1,875	1,875	1,875						
									Fruit Trees	1.00	1.00	1.00	1.00	500	500	500						
									K. Timbo													
									Bamboo	Boho	1.00	1.00	1.00	204	204	204						

SECO ND YEAR PLANTATIONS MAINTENANCE AND PROTECTION PHYSICAL ACCOMPLISHMENT
As of June 24, 2022

No.	Location of Site				Category (Mangrove/ e/ Beach/NGP)	NCP Site Code	Name of Organization	Name of Contractor	Commodity	Species	Area under Contract (hectares)	Actual Area Planted (hectares)	Area Effectively Maintained	Number of Seedlings			Survival Rate (%)	Maintenance and Protection Activities Conducted				Remarks			
	Province	Municipality	Barangay	Site										Target	Planted	Surviving		Brushing/ Ring Strip Weeding (Ha.)	Replanting (No.)	Fertilizer Application	Firebreak/ Greenbreak Maintenance (ha)		Foot Patrolling (ha)		
									Bamboo		34.00	34.00	34.00	6,936	6,936	6,936									
13	Romblon	Sta. Maria	Sio Niño	Upland	21-175900-0759-0008		Implemented by Admin (former Edmundo T. Osorio)		Indigenous Trees	Banah-anai	2.00	2.00	2.00	1,250	1,250	1,250	100%				Seedlings survival rate was based on PE NRO report as of December 2021				
									Fruit Trees		2.00	2.00	2.00	1,000	1,000	1,000									
										Lipote	0.20	0.20	0.20	100	100	100									
										Avocado	0.06	0.06	0.06	30	30	30									
										Coffee	1.38	1.38	1.38	690	690	690									
										Cacao	0.20	0.20	0.20	100	100	100									
										Calamansi	0.02	0.02	0.02	10	10	10									
										Rambutan	0.04	0.04	0.04	20	20	20									
										Guyabano	0.04	0.04	0.04	20	20	20									
										Langka	0.02	0.02	0.02	10	10	10									
										Santol	0.04	0.04	0.04	20	20	20									
																						Bamboo	K. Timi's, Boho	4.00	4.00
14	Romblon	Sta. Maria	Sio Niño	Upland	21-175900-0755-0005		Implemented by Admin (former Danerito E. Meran)		Indigenous Trees		5.00	5.00	5.00	1,737	1,737	1,737	100%				Seedlings survival rate was based on PE NRO report as of December 2021				
										Bangka	1.00	1.00	1.00	625	625	625									
										Bangka	0.40	0.40	0.40	250	250	250									
										Banah-anai	0.60	0.60	0.60	375	375	375									
									Fruit Trees		1.00	1.00	1.00	500	500	500									
										Lanzones	0.20	0.20	0.20	100	100	100									
										Mango	0.16	0.16	0.16	80	80	80									
										Lipote	0.10	0.10	0.10	50	50	50									
										Santol	0.06	0.06	0.06	30	30	30									
										Cacao	0.20	0.20	0.20	100	100	100									
										Coffee	0.20	0.20	0.20	100	100	100									
										Langka	0.04	0.04	0.04	20	20	20									
	Calamansi	0.04	0.04	0.04	20	20	20																		
								Bamboo	K. Timi's, Boho	3.00	3.00	3.00	612	612	612										
15	Romblon	Sta. Maria	Sio Niño	Upland	21-175900-0754-0002		Implemented by Admin (former Lolito M. Magadan)		Indigenous Trees		2.00	2.00	2.00	1,125	1,125	1,125	100%				Seedlings survival rate was based on PE NRO report as of December 2021				
										Narra	1.00	1.00	1.00	625	625	625									
										Banah-anai	0.60	0.60	0.60	375	375	375									
										Banah-anai	0.40	0.40	0.40	250	250	250									
									Fruit Trees		1.00	1.00	1.00	500	500	500									
										Coffee	0.46	0.46	0.46	230	230	230									
										Santol	0.08	0.08	0.08	40	40	40									
										Mango	0.08	0.08	0.08	40	40	40									
										Lipote	0.30	0.30	0.30	150	150	150									
										Avocado	0.08	0.08	0.08	40	40	40									
										Rambutan	0.08	0.08	0.08	40	40	40									
										Cacao	0.08	0.08	0.08	40	40	40									
16	Romblon	Sta. Maria	Sio Niño	Upland	21-175900-0751-0008		Implemented by Admin (former Perciniples F. Paulino)		Indigenous Trees		8.00	8.00	8.00	3,066	3,066	3,066	100%				Seedlings survival rate was based on PE NRO report as of December 2021				
										Tipolo	2.00	2.00	2.00	1,250	1,250	1,250									
										Banah-anai	1.60	1.60	1.60	1,000	1,000	1,000									
											0.40	0.40	0.40	250	250	250									
									Fruit Trees		2.00	2.00	2.00	1,000	1,000	1,000									

N

ENHANCED NATIONAL GREENING PROGRAM
MIMAROPA REGION

SECO ND YEAR PLANTATIONS MAINTENANCE AND PROTECTION PHYSICAL ACCOMPLISHMENT
As of June 24, 2022

PENRO Romblon																						
No.	Location of Site				Category (Mangrove/ Beach/NGP)	NGP Site Code	Name of Organization	Name of Contractor	Commodity	Species	Area under Contract (hectares)	Actual Area Planted (hectares)	Area Effectively Maintained	Number of Seedlings			Survival Rate (%)	Maintenance and Protection Activities Conducted				Remarks
	Province	Municipality	Barangay	Site										Target	Planted	Surviving		Brushing/ Ring/Strip Weeding (Ha.)	Replanting (No.)	Fertilizer Application	Firebreak/ Greenbreak Maintenance (ha)	
						</																

ENHANCED NATIONAL GREENING PROGRAM
MIMAROPA REGION

SECO ND YEAR PLANTATIONS MAINTENANCE AND PROTECTION PHYSICAL ACCOMPLISHMENT
As of June 24, 2022

No.	Location of Site			Category (Mangrove e/ Beach/NGP)	NGP Site Code	Name of Organization	Name of Contractor	Commodity	Species	Area under Contract (hectares)	Actual Area Planted (hectares)	Area Effectively Maintained	Number of Seedlings			Survival Rate (%)	Maintenance and Protection Activities Conducted				Remarks
	Province	Municipality	Barangay										Site	Target	Planted		Surviving	Brushing/ Ring/Strip Weeding (Ha.)	Replanting (No.)	Fertilizer Application	
								Fruit Trees		1.00	1.00	1.00	100	500	500						
								Tisa		0.02	0.02	0.02	10	10	10						
								Lanzones		0.04	0.04	0.04	20	20	20						
								Star Apple		0.10	0.10	0.10	50	50	50						
								Langka		0.30	0.30	0.30	150	150	150						
								Avocado		0.38	0.38	0.38	190	190	190						
								Lipote		0.12	0.12	0.12	60	60	60						
								Calamansi		0.02	0.02	0.02	10	10	10						
								Bambabuna		0.02	0.02	0.02	10	10	10						
								K. Tini's, Boho		2.00	2.00	2.00	408	408	408						
22	Romblon	Sta. Maria	Sio Niño		Upland	21-175900-0767-0007	Implemented by Admin (former Gerardo M. Gallos)			7.00	7.00	7.00	2,862	2,862	2,862	100%				Seedlings survival rate was based on PE NRO report as of December 2021	
								Indigenous Trees		2.00	2.00	2.00	1,250	1,250	1,250						
								Bambani-anai		0.57	0.57	0.57	360	360	360						
								Narra		0.40	0.40	0.40	250	250	250						
								Acacia		0.13	0.13	0.13	80	80	80						
								Gogo		0.13	0.13	0.13	80	80	80						
								Almugog		0.08	0.08	0.08	50	50	50						
								Bangka		0.24	0.24	0.24	150	150	150						
								Tipolo		0.40	0.40	0.40	250	250	250						
								Malinging		0.05	0.05	0.05	30	30	30						
								Fruit Trees		2.00	2.00	2.00	1,000	1,000	1,000						
								Lipote		0.82	0.82	0.82	410	410	410						
								Coffee		0.90	0.90	0.90	450	450	450						
								Mabul		0.14	0.14	0.14	70	70	70						
								Rambutan		0.08	0.08	0.08	40	40	40						
								Calamansi		0.06	0.06	0.06	30	30	30						
								K. Tini's, Boho		3.00	3.00	3.00	612	612	612						
23	Romblon	Sta. Maria	Sio Niño		Upland	21-175900-0761-0007	Implemented by Admin (former Leonie G. Meran)			7.00	7.00	7.00	2,737	2,737	2,737	100%				Seedlings survival rate was based on PE NRO report as of December 2021	
								Indigenous Trees		1.00	1.00	1.00	625	625	625						
								Bambani-anai		0.74	0.74	0.74	465	465	465						
								Acacia		0.05	0.05	0.05	30	30	30						
								Gugo		0.12	0.12	0.12	70	70	70						
								Antipolo		0.03	0.03	0.03	20	20	20						
								Narra		0.06	0.06	0.06	40	40	40						
								Fruit Trees		3.00	3.00	3.00	1,500	1,500	1,500						
								Coffee		2.40	2.40	2.40	1,200	1,200	1,200						
								Cacao		0.60	0.60	0.60	300	300	300						
								K. Tini's, Boho		3.00	3.00	3.00	612	612	612						
24	Romblon	Sta. Maria	Sio Niño		Upland	21-175900-0762-0002	Implemented by Admin (former Joey V. Fana)			2.00	2.00	2.00	1,125	1,125	1,125	100%				Seedlings survival rate was based on PE NRO report as of December 2021	
								Indigenous Trees		1.00	1.00	1.00	625	625	625						
								Bangka		0.66	0.66	0.66	415	415	415						
								Narra		0.04	0.04	0.04	20	20	20						
								Bambani-anai		0.30	0.30	0.30	190	190	190						
								Fruit Trees		1.00	1.00	1.00	500	500	500						
								Langka		0.44	0.44	0.44	220	220	220						
								Avocado		0.28	0.28	0.28	140	140	140						
								Calamansi		0.08	0.08	0.08	40	40	40						
								Santol		0.04	0.04	0.04	20	20	20						
								Bambabuna		0.02	0.02	0.02	10	10	10						

ENHANCED NATIONAL GREENING PROGRAM
MIMAROPA REGION

SECOND YEAR PLANTATIONS MAINTENANCE AND PROTECTION PHYSICAL ACCOMPLISHMENT
As of June 24, 2022

PENRO Romblon																						
No.	Location of Site				Category (Mangrove / Upland / Beach/NGP)	NCP Site Code	Name of Organization	Name of Contractor	Commodity	Species	Area under Contract (hectares)	Actual Area Planted (hectares)	Area Effectively Maintained	Number of Seedlings			Survival Rate (%)	Maintenance and Protection Activities Conducted				Remarks
	Province	Municipality	Barangay	Site										Target	Planted	Surviving		Brushing/ Ring/ Strip Weeding (Ha.)	Replanting (No.)	Fertilizer Application	Firebreak/ Greenbreak Maintenance (Ha)	
										Lipote	0.14	0.14	0.14	70	70	70						
25	Romblon	Sta. Maria	Sio Niño	Upland	21-175900-0764-0003		Implemented by Admin (former Rolando V. Fama)		Indigenous Trees	Banahang	3.00	3.00	3.00	1,329	1,329	1,329	100%				Seedlings survival rate was based on PENRO report as of December 2021	
									Fruit Trees					625	625	625						
									Lipote	1.00	1.00	1.00	1.00	500	500	500						
									Lipote	0.18	0.18	0.18	0.18	90	90	90						
									Malinging	0.08	0.08	0.08	0.08	40	40	40						
									Lemon	0.04	0.04	0.04	0.04	20	20	20						
									Avocado	0.10	0.10	0.10	0.10	50	50	50						
									Guayabano	0.04	0.04	0.04	0.04	20	20	20						
									Coffee	0.34	0.34	0.34	0.34	170	170	170						
									Langka	0.18	0.18	0.18	0.18	90	90	90						
									Sintores	0.04	0.04	0.04	0.04	20	20	20						
									K. Tini's, Bobo													
									Bamboo	1.00	1.00	1.00	1.00	204	204	204						
26	Romblon	Sta. Maria	Sio Niño	Upland	21-175900-0757-0003		Implemented by Admin (former Jose C. Vallejo)										100%				Seedlings survival rate was based on PENRO report as of December 2021	
									Fruit Trees					500	500	500						
									Lipote	1.00	1.00	1.00	1.00	70	170	170						
									Avocado	0.34	0.34	0.34	0.34	90	90	90						
									Calamansi	0.18	0.18	0.18	0.18	80	80	80						
									Malinging	0.16	0.16	0.16	0.16	80	80	80						
									Malinging	0.04	0.04	0.04	0.04	20	20	20						
									Santol	0.02	0.02	0.02	0.02	10	10	10						
									Coffee	0.18	0.18	0.18	0.18	90	90	90						
									Langka	0.08	0.08	0.08	0.08	40	40	40						
									Bamboo													
									K. Tini's, Bobo	2.00	2.00	2.00	2.00	408	408	408						
27	Romblon	Sta. Maria	Sio Niño	Upland	21-175900-0763-0003		Implemented by Admin (former Joel C. Fesarti)		Indigenous Trees	Banahang	3.00	3.00	3.00	1,329	1,329	1,329	100%				Seedlings survival rate was based on PENRO report as of December 2021	
									Fruit Trees					625	625	625						
									Lipote	1.00	1.00	1.00	1.00	500	500	500						
									Lipote	0.42	0.42	0.42	0.42	210	210	210						
									Malinging	0.18	0.18	0.18	0.18	90	90	90						
									Langka	0.24	0.24	0.24	0.24	120	120	120						
									Avocado	0.10	0.10	0.10	0.10	50	50	50						
									Guayabano	0.02	0.02	0.02	0.02	10	10	10						
									Cacao	0.02	0.02	0.02	0.02	10	10	10						
									Rambutan	0.02	0.02	0.02	0.02	10	10	10						
									K. Tini's, Bobo													
									Bamboo	1.00	1.00	1.00	1.00	204	204	204						
28	Romblon	Sta. Maria	Sio Niño	Upland	21-175900-0766-0002		Implemented by Admin (former Romeo R. Versura)										100%				Seedlings survival rate was based on PENRO report as of December 2021	
									Fruit Trees					704	704	704						
									Lipote	1.00	1.00	1.00	1.00	500	500	500						
									Lipote	0.24	0.24	0.24	0.24	120	120	120						
									Coffee	0.26	0.26	0.26	0.26	130	130	130						
									Calamansi	0.02	0.02	0.02	0.02	10	10	10						
									Langka	0.10	0.10	0.10	0.10	50	50	50						
									Avocado	0.16	0.16	0.16	0.16	80	80	80						
									Santol	0.20	0.20	0.20	0.20	100	100	100						
									Cacao	0.02	0.02	0.02	0.02	10	10	10						
									K. Tini's, Bobo													
									Bamboo	1.00	1.00	1.00	1.00	204	204	204						

ENHANCED NATIONAL GREENING PROGRAM
MIMAROPA REGION

SECO ND YEAR PLANTATIONS MAINTENANCE AND PROTECTION PHYSICAL ACCOMPLISHMENT
As of June 24, 2022

PENRO Romblon

No.	Location of Site				Category (Mangrove e/ Beach/NGP)	NGP Site Code	Name of Organization	Name of Contractor	Commodity	Species	Area under Contract (hectares)	Actual Area Planted (hectares)	Area Effectively Maintained	Number of Seedlings			Survival Rate (%)	Maintenance and Protection Activities Conducted				Remarks					
	Province	Municipality	Barangay	Site										Target	Planted	Surviving		Brushing/ Ring Strip Weeding (Ha.)	Replanting (No.)	Fertilizer Application	Firebreak/ Greenbreak Maintenance (ha)		Foot Patrolling (ha)				
29	Ronblon	Sta. Maria	Sio. Niño		Upland	21-175900-0765-0002		Implemented by Admin (former Jay-Ar A. Fama)	Fruit Trees		2.00	2.00	2.00	704	704	704	100%					Seedlings survival rate was based on PENRO report as of December 2021					
30	Ronblon	Sta. Maria	San Isidro		Upland	21-175900-0750-0010		Implemented by Admin (former Pio P. Laguerza)			10.00	10.00	10.00	4316	4316	4316	100%					Seedlings survival rate was based on PENRO report as of December 2021					
									Indigenous Trees	Banahatani	4.00	4.00	4.00	2,500	2,500	2,500											
									Fruit Trees		2.00	2.00	2.00	1,000	1,000	1,000											
										Avocado	0.38	0.38	0.38	90	190	190											
										Santol	0.24	0.24	0.24	20	120	120											
										Pinkur	0.04	0.04	0.04	20	20	20											
										Calamansi	1.10	1.10	1.10	50	550	550											
										Langka	0.02	0.02	0.02	10	10	10											
										Lemon	0.02	0.02	0.02	10	10	10											
										Guyabano	0.06	0.06	0.06	30	30	30											
										Mango	0.10	0.10	0.10	50	50	50											
											Atis	0.04	0.04	20	20	20											
																		</									


ENHANCED NATIONAL GREENING PROGRAM
MIDAROPA REGION

SECOYD YEAR PLANTATIONS MAINTENANCE AND PROTECTION PHYSICAL ACCOMPLISHMENT


As of June 24, 2022

No.	Location of Site				Category (Mangrove/ Beach/NGP)	NGP Site Code	Name of Organization	Name of Contractor	Commodity	Species	Area under Contract (hectares)	Actual Area Planted (hectares)	Area Effectively Maintained	Number of Seedlings			Survival Rate (%)	Maintenance and Protection Activities Conducted				Remarks
	Province	Municipality	Barangay	Site										Target	Planted	Surviving		Brushing/ Ring/Strip Weeding (Ha.)	Replanting (No.)	Fertilizer Application	Firebreak/ Greenbreak Maintenance (ha)	
32	Roxblon	Sta. Maria	San Isidro	Upland	21-175900-0689-0010		Implemented by Admin (former Lomito L. Filartos Jr.)														Seedlings survival rate was based on PENRO report as of December 2021	
33	Roxblon	Sta. Maria	San Isidro	Upland	21-175900-0690-0010		Implemented by Admin (former Alberto L. Mariano)														Seedlings survival rate was based on PENRO report as of December 2021	
								Indigenous Trees		10.00	10.00	10.00	4,191	4,191	4,191	100%						
								Molave	3.00	3.00	3.00	1,875	1,875	1,875								
								Crogo	0.72	0.72	0.72	450	450	450								
								Banil-aman	1.42	1.42	1.42	890	890	890								
								Salmagogor	0.54	0.54	0.54	340	340	340								
								Talsay	0.22	0.22	0.22	130	130	130								
									0.10	0.10	0.10	55	65	65								
								Fruit Trees	3.00	3.00	3.00	1,500	1,500	1,500								


Prepared by:


CATHERINE C. ATIENZA
FTU/NGP Technical Staff

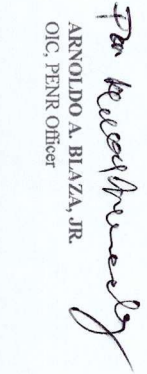
Reviewed by:


MANUEL B. ROMERO
FTU/Provincial NGP Coordinator

Recommending / Approval:


MAIVEN A. ROMERO
Chief Technical Services Division

Approved by:


ARNOLDO A. BLAZA, JR.
OIC, PENR Officer

FINANCED NATIONAL GREENING PROGRAM
MIMAROPA REGION
CY 2022 ESTABLISHED PLANTATIONS FINANCIAL ACCOMPLISHMENTS
as of June 24, 2022

No.	Location of Site			Category (Man/fore/ Beach/NGP)	NGP Site Code	Name of LOA holder / Partner/ (Contractor)	Area in hectare	MOA/ LOA No.	Allotment	Contract Cost	Obligated	Disburse				Total Disbursed	%BUT			Remarks
	Province	Municipality	Barangay									1st Payment	2nd Payment	3rd Payment	4th Payment		(O/A)	(D/O)	(D/A)	
PENRO ROMBLON							220.00		1,100,000.00		1,100,000.00	15,200.00				25,200.00	100.00%	2.29%	2.29%	
						YEAR 2 (2021 Sites)	220.00		1,100,000.00		1,100,000.00	15,200.00				25,200.00	100.00%	2.29%	2.29%	
						RC - Based Fund	200.00		1,000,000.00		1,000,000.00	0.00					100.00%	0.00%	0.00%	
						C - Based Fund	20.00		100,000.00		100,000.00	15,200.00					100.00%	25.20%	25.20%	
YEAR 2 (2021 Sites)							220.00		1,100,000.00		1,100,000.00	15,200.00				25,200.00	100.00%	2.29%	2.29%	
Region- Based Fund (Regular Target)							200.00		1,000,000.00		1,000,000.00						100.00%	0.00%	0.00%	
1	Romblon	Concepcion Sur	Sra. Maria	Upland / NGP	21-175900-0742-0-110	Implemented by Admin (former Welito Gaan)	10.00	N/A	50,000.00		50,000.00						100.00%	0.00%	0.00%	Already in pocket, and subject for payment
2	Romblon	Concepcion Sur	Sra. Maria	Upland / NGP	21-175900-0748-0-110	Implemented by Admin (former Judging Gabao)	10.00	N/A	50,000.00		50,000.00						100.00%	0.00%	0.00%	Already in pocket, and subject for payment
3	Romblon	Concepcion Sur	Sra. Maria	Upland / NGP	21-175900-0743-0-005	Implemented by Admin (former Ben Agustin)	5.00	N/A	25,000.00		25,000.00						100.00%	0.00%	0.00%	Already in pocket, and subject for payment
4	Romblon	Concepcion Sur	Sra. Maria	Upland / NGP	21-175900-0746-0-005	Implemented by Admin (former Regie Boy Ortendo)	5.00	N/A	25,000.00		25,000.00						100.00%	0.00%	0.00%	Already in pocket, and subject for payment
5	Romblon	Concepcion Sur	Sra. Maria	Upland / NGP	21-175900-0740-0-005	Implemented by Admin (former Estanislao Ruben)	5.00	N/A	25,000.00		25,000.00						100.00%	0.00%	0.00%	Already in pocket, and subject for payment
6	Romblon	Concepcion Sur	Sra. Maria	Upland / NGP	21-175900-0738-0-110	Implemented by Admin (former Delly Manago)	10.00	N/A	50,000.00		50,000.00						100.00%	0.00%	0.00%	Already in pocket, and subject for payment
7	Romblon	Concepcion Sur	Sra. Maria	Upland / NGP	21-175900-0747-0-110	Implemented by Admin (former Gregorio)	10.00	N/A	50,000.00		50,000.00						100.00%	0.00%	0.00%	Already in pocket, and subject for payment
8	Romblon	Concepcion Sur	Sra. Maria	Upland / NGP	21-175900-0739-0-110	Implemented by Admin (former Eddie Aliphan)	10.00	N/A	50,000.00		50,000.00						100.00%	0.00%	0.00%	Already in pocket, and subject for payment
9	Romblon	Concepcion Sur	Sra. Maria	Upland / NGP	21-175900-0744-0-005	Implemented by Admin (former Rovenacio Enguilo)	5.00	N/A	25,000.00		25,000.00						100.00%	0.00%	0.00%	Already in pocket, and subject for payment
10	Romblon	Concepcion Sur	Sra. Maria	Upland / NGP	21-175900-0749-0-110	Implemented by Admin (former G. Rico)	10.00	N/A	50,000.00		50,000.00						100.00%	0.00%	0.00%	Already in pocket, and subject for payment
11	Romblon	Concepcion Sur	Sra. Maria	Upland / NGP	21-175900-0745-0-005	Implemented by Admin (former Arman De Vera)	5.00	N/A	25,000.00		25,000.00						100.00%	0.00%	0.00%	Already in pocket, and subject for payment
12	Romblon	Concepcion Sur	Sra. Maria	Upland / NGP	21-175900-0741-0-005	Implemented by Admin (former Chosomco Ortiado)	5.00	N/A	25,000.00		25,000.00						100.00%	0.00%	0.00%	Already in pocket, and subject for payment
13	Romblon	Concepcion Sur	Sra. Maria	Upland / NGP	21-175900-0759-0-108	Implemented by Admin (former Edmundo T. Osorio)	8.00	N/A	40,000.00		40,000.00						100.00%	0.00%	0.00%	Subject for inspection regarding the conducted maintenance activities last May 2022
14	Romblon	Concepcion Sur	Sra. Maria	Upland / NGP	21-175900-0755-0-005	Implemented by Admin (former Demetrio E. Meran)	5.00	N/A	25,000.00		25,000.00						100.00%	0.00%	0.00%	Subject for inspection regarding the conducted maintenance activities last May 2022
15	Romblon	Concepcion Sur	Sra. Maria	Upland / NGP	21-175900-0754-0-002	Implemented by Admin (former Lohio M. Alegria)	2.00	N/A	10,000.00		10,000.00						100.00%	0.00%	0.00%	Subject for inspection regarding the conducted maintenance activities last May 2022
16	Romblon	Concepcion Sur	Sra. Maria	Upland / NGP	21-175900-0751-0-108	Implemented by Admin (former Percinillas F. Paulino)	8.00	N/A	40,000.00		40,000.00						100.00%	0.00%	0.00%	Subject for inspection regarding the conducted maintenance activities last May 2022
17	Romblon	Concepcion Sur	Sra. Maria	Upland / NGP	21-175900-0758-0-001	Implemented by Admin (former Lannie F. Mojie)	1.00	N/A	5,000.00		5,000.00						100.00%	0.00%	0.00%	Subject for inspection regarding the conducted maintenance activities last May 2022
18	Romblon	Concepcion Sur	Sra. Maria	Upland / NGP	21-175900-0753-0-003	Implemented by Admin (former Joey P. Macey)	3.00	N/A	15,000.00		15,000.00						100.00%	0.00%	0.00%	Subject for inspection regarding the conducted maintenance activities last May 2022
19	Romblon	Concepcion Sur	Sra. Maria	Upland / NGP	21-175900-0760-0-003	Implemented by Admin (former Landrico G. Mustasa)	3.00	N/A	15,000.00		15,000.00						100.00%	0.00%	0.00%	Subject for inspection regarding the conducted maintenance activities last May 2022
20	Romblon	Concepcion Sur	Sra. Maria	Upland / NGP	21-175900-0756-0-007	Implemented by Admin (former Descedenio T. Esmita Jr.)	7.00	N/A	35,000.00		35,000.00						100.00%	0.00%	0.00%	Subject for inspection regarding the conducted maintenance activities last May 2022
21	Romblon	Concepcion Sur	Sra. Maria	Upland / NGP	21-175900-0752-0-004	Implemented by Admin (former Agustin M. Gallos)	4.00	N/A	20,000.00		20,000.00						100.00%	0.00%	0.00%	Subject for inspection regarding the conducted maintenance activities last May 2022
22	Romblon	Concepcion Sur	Sra. Maria	Upland / NGP	21-175900-0767-0-007	Implemented by Admin (former Gerardo M. Gallos)	7.00	N/A	35,000.00		35,000.00						100.00%	0.00%	0.00%	Subject for inspection regarding the conducted maintenance activities last May 2022
23	Romblon	Concepcion Sur	Sra. Maria	Upland / NGP	21-175900-0761-0-007	Implemented by Admin (former Lemite G. Meran)	7.00	N/A	35,000.00		35,000.00						100.00%	0.00%	0.00%	Subject for inspection regarding the conducted maintenance activities last May 2022
24	Romblon	Concepcion Sur	Sra. Maria	Upland / NGP	21-175900-0762-0-002	Implemented by Admin (former Joey V. Fama)	2.00	N/A	10,000.00		10,000.00						100.00%	0.00%	0.00%	Subject for inspection regarding the conducted maintenance activities last May 2022
25	Romblon	Concepcion Sur	Sra. Maria	Upland / NGP	21-175900-0764-0-003	Implemented by Admin (former Rolando V. Fama)	3.00	N/A	15,000.00		15,000.00						100.00%	0.00%	0.00%	Subject for inspection regarding the conducted maintenance activities last May 2022
26	Romblon	Concepcion Sur	Sra. Maria	Upland / NGP	21-175900-0757-0-003	Implemented by Admin (former Jose C. Vallecjo)	3.00	N/A	15,000.00		15,000.00						100.00%	0.00%	0.00%	Subject for inspection regarding the conducted maintenance activities last May 2022
27	Romblon	Concepcion Sur	Sra. Maria	Upland / NGP	21-175900-0763-0-003	Implemented by Admin (former Joel C. Fesanti)	3.00	N/A	15,000.00		15,000.00						100.00%	0.00%	0.00%	Subject for inspection regarding the conducted maintenance activities last May 2022
28	Romblon	Concepcion Sur	Sra. Maria	Upland / NGP	21-175900-0766-0-002	Implemented by Admin (former Romeo R. Versuzza)	2.00	N/A	10,000.00		10,000.00						100.00%	0.00%	0.00%	Subject for inspection regarding the conducted maintenance activities last May 2022


FINANCED NATIONAL GREENING PROGRAM
MIMAROPA REGION
CY 2022 ESTABLISHED PLANTATIONS FINANCIAL ACCOMPLISHMENTS
as of June 24, 2022

No.	Location of Site			Category (Mangrove/ Beach/NGP)	NGP Site Code	Name of LOA holder / Partner/ (Contractor)	Area in hectare	MOA/ LOA No.	Allotment	Contract Cost	Obligated	Disbursement				Total Disbursed	%BUI			Remarks	
	Province	Municipality	Barangay									1st Payment	2nd Payment	3rd Payment	4th Payment		(O/A)	(D/O)	(D/A)		
29	Romblon	Sta. Niño	Sta. Maria	Upland / NGP	21-175900-0765-0-02	Implemented by Admin (former Jay-Ar A. Fama)	2.00	N/A	10,000.00		10,000.00						100.00%	0.00%	0.00%	Subject for inspection regarding the conducted maintenance activities last May 2022.	
30	Romblon	San Isidro	Sta. Maria	Upland / NGP	21-175900-0750-0-10	Implemented by Admin (former Pio P. Laguerza)	10.00	N/A	50,000.00		50,000.00						100.00%	0.00%	0.00%	Subject for inspection regarding the conducted maintenance activities last May 2022.	
31	Romblon	San Isidro	Sta. Maria	Upland / NGP	21-175900-0688-0-10	Implemented by Admin (former Nore L. Machando)	10.00	N/A	50,000.00		50,000.00						100.00%	0.00%	0.00%	Subject for inspection regarding the conducted maintenance activities last May 2022.	
32	Romblon	San Isidro	Sta. Maria	Upland / NGP	21-175900-0689-0-10	Implemented by Admin (former Lomito L. Fillantos Jr.)	10.00	N/A	50,000.00		50,000.00						100.00%	0.00%	0.00%	Subject for inspection regarding the conducted maintenance activities last May 2022.	
33	Romblon	San Isidro	Sta. Maria	Upland / NGP	21-175900-0690-0-10	Implemented by Admin (former Alberto L. Mariano)	10.00	N/A	50,000.00		50,000.00						100.00%	0.00%	0.00%	Subject for inspection regarding the conducted maintenance activities last May 2022.	
CO-Based Paid (Romblon Plantation)							20.00		100,000.00		100,000.00	5,200.00				25,200.00	100.00%	25.20%	25.20%		
1	Romblon	Calagonso	Alamitara	Upland / NGP	21-175900-0730-0-04; 21-175900-0731-0-05; 21-175900-0732-0-01; 21-175900-0733-0-01; 21-175900-0734-0-01; 21-175900-0735-0-01; 21-175900-0736-0-04 21-175900-0737-0-04	Implemented by Admin (former Marlow Teologo)	20.00	N/A	100,000.00		100,000.00	15,200.00					25,200.00	100.00%	25.20%	25.20%	Hired laborers were already paid for the services rendered last May 2022.


Prepared by:


CATHERINE O. ATIENZA
FI/NGP Technical Staff


Reviewed by:


MANUEL B. ROMERO
FI/ Provincial NGP Coordinator

Recommending Approval:


MALVIN B. ROGELIO
Chief Technical Services Division

Approved by:


ARNELIDO A. BLAZA, JR.
OIC, PENR Officer

TEMPLATE 03. Summarized Monthly Report of Forest Extension Officers (FEOs) and Technical Staff hired under NGP.

PERSONAL INFORMATION					WORK ASSIGNMENT											
NO.	REGION	FAMIL Y NAME	GIVEN NAME	M.I.	PLACE OF ASSIGNMENT (REGIONAL OFFICE/ PENRO/ CENRO)		DESIGNATION	COUNT OF ASSIGNED NGP SITES (NO.)		AREA OF ASSIGNED NGP SITE IN HECTARE		ACTUAL ACCOMPLISHMENTS BY CATEGORY (Pls. include all other tasks assigned to FEOs and Technical Staff whether related to eNGP or not)	TRAININGS, WORKSHOPS & OTHER ACTIVITIES ATTENDED	TECHNICAL ASSISTANCE ASIDE FROM NGP PARTNER ORGANIZATION	OTHERS (Officer of the Day, Document follow-up, etc.)	
					REG'L OFFICE/ PENRO	CENRO		CY 2022	CY 2021 or older	CY 2022	CY 2021 or older					
PENRO ROMBLON																
1	MIIMAROPA	Conanan	Steven	T.	Romblon		Forestry Extension Officer	None	41	None	220	1. Coordinated with former CY 2021 NGP partners regarding the 2nd year implementation of maintenance and protection activities which currently implemented by the Administration of DENR -PENRO Romblon	1. Attended and assisted on the Nationwide Tree Planting activity in celebration of Philippine Environment Month last June 08, 2022 in Brgy. Poblacion, Looc, Romblon	None	None	
	MIIMAROPA	Conanan	Steven	T.	Romblon		Forestry Extension Officer	None	41	None	220	2. Gathered and consolidated other requirements for the payment of wages of hired NGP laborers	2. Attended DENR 35th Founding Anniversary last June 14-17, 2022 in Magdiwang, Romblon	None	None	
	MIIMAROPA	Conanan	Steven	T.	Romblon		Forestry Extension Officer	None	41	None	220	3. Monitored the services rendered by the hired laborers on the conduct of 2nd year M&P activities	3. Attended ENGP Extension Officers Orientation and Capacity Building for 2022 last June 21-23, 2022 via Zoom Teleconference	None	None	
	MIIMAROPA	Conanan	Steven	T.	Romblon		Forestry Extension Officer	None	41	None	220	4. Assisted NGP Inspection and Acceptance Committee on the conduct of inspection/ verification in Brgy. Concepcion Sur, Sta. Maria, Romblon	None			
2	MIIMAROPA	Motin	Russel Jay	C.	Romblon		Forestry Extension Officer	None	41	None	220	1. Coordinated with former CY 2021 NGP partners regarding the 2nd year implementation of maintenance and protection activities which currently implemented by the Administration of DENR -PENRO Romblon	1. Attended and assisted on the Nationwide Tree Planting activity in celebration of Philippine Environment Month last June 08, 2022 in Brgy. Poblacion, Looc, Romblon	None	None	
	MIIMAROPA	Motin	Russel Jay	C.	Romblon		Forestry Extension Officer	None	41	None	220	2. Gathered and consolidated other requirements for the payment of wages of hired NGP laborers	2. Attended DENR 35th Founding Anniversary last June 14-17, 2022 in Magdiwang, Romblon	None	None	
	MIIMAROPA	Motin	Russel Jay	C.	Romblon		Forestry Extension Officer	None	41	None	220	3. Monitored the services rendered by the hired laborers on the conduct of 2nd year M&P activities	3. Attended ENGP Extension Officers Orientation and Capacity Building for 2022 last June 21-23, 2022 via Zoom Teleconference	None	None	
	MIIMAROPA	Motin	Russel Jay	C.	Romblon		Forestry Extension Officer	None	41	None	220	4. Assisted NGP Inspection and Acceptance Committee on the conduct of inspection/ verification in Brgy. Concepcion Sur, Sta. Maria, Romblon	None			
3	MIIMAROPA	Fajilan	Maria Weil	N.	Romblon		Accounting Clerk	-	-	-	-	1. Assisted in the processing of NGP financial performances and report preparation	1. Attended and assisted on the Nationwide Tree Planting activity in celebration of Philippine Environment Month last June 08, 2022 in Brgy. Poblacion, Looc, Romblon	None	None	
	MIIMAROPA	Fajilan	Maria Weil	N.	Romblon		Accounting Clerk	-	-	-	-	2. Assisted in the NGP monitoring report	2. Attended DENR 35th Founding Anniversary last June 14-17, 2022 in Magdiwang, Romblon	None	None	
	MIIMAROPA	Fajilan	Maria Weil	N.	Romblon		Accounting Clerk	-	-	-	-	3. Assisted in the reconciliation of NGP ledgers and schedules	None	None	None	

Prepared by:


CATHERINE O. ATIENZA
FI/NGP Technical Staff

Reviewed by:


MANUEL B. ROMERO
FI/II/ Provincial NGP Coordinator

Recommending Approval:


MALVIN R. ROMERO
Chief Technical Services Division

Approved by:


ARNOLDO A. BLAZA, JR.
OIC, PENR Officer