

**MEMORANDUM**

**FOR :** The Regional Executive Director  
MIMAROPA Region

**THRU :** The Assistant Regional Director for Technical Services

**FROM :** The OIC-PENRO  
Oriental Mindoro

**SUBJECT :** **SUBMISSION OF PHYSICAL AND FINANCIAL ACCOMPLISHMENT REPORT ON ENGP CY 2021 3<sup>rd</sup> YEAR MAINTENANCE AND PROTECTION FOR THE MONTH OF JANUARY, 2023**

Submitted is the physical and financial accomplishment report on Enhanced National Greening Program (ENGP) CY 2021 3<sup>rd</sup> year maintenance and protection for the month of January, 2023.

Based on the report, the plantation has an average survival rate of 87.03% based on the results of the assessment of the Inspection and Acceptance Committee (IAC) for the 2<sup>nd</sup> billing in the second semester of CY 2022. At present, contracts for the 3<sup>rd</sup> Year Maintenance and Protection are not yet awarded. The CENRO NGP concerned personnel together with the Partner POs regularly monitoring the area to maintain the survival rate of the planted seedlings.

For the financial status, a total of Php 4.44 million was allotted for this year's ENGP implementation.

For information and record.

Tracking No.0000000000  
TSD/CDS/NGPsea-2023-0001

**ALAN VALLE**










No.	Location of Site			Category (Mangrove/ Bamboo/NGP)	NGP Site Code	Name of Organization	Name of Contractor	CY 2021 Individual Family Beneficiaries/ Contractors under People's Organization	Commodity	Species	Area under Contract (hectares)	Actual Area Planted (hectares)	Area Effectively Maintained	Number of Seedlings			Survival Rate (%)	Remarks
	Province	Municipality	Barangay											Silo	Target	Planted		
									Bamboo			17.00		3,468	3,468	2,953		
										Kawayang tink		12.22		2,492		2,122		
										Patong		4.78		976		831		
4	Oriental Mindoro	Bulaceno	San Isidro		NGP	Samahan ng Magasaka sa San Isidro (SSMSI)	Nida C. Sonto				95.00	95.00	95.00	40,206	40,206	34,621	86.11%	
	CO - Based Fund ( Bamboo Plantation)																	
						21-175212-0300-0010			Bamboo		17.00	17.00	17.00	3,468	3,468	3,005		
						21-175212-0299-0007				Kawayang tink		16.00		3,264		2,829		
										Patong		1.00		204		176		
	RO - Based Fund (Regular NGP Target)																	
						21-175212-0301-0003			Indigenous Trees		78.00	78.00	78.00	36,738	36,738	31,616		
										Narra		34.00		21,250		18,300		
						21-175212-0311-0010			2. Merlio F. Bautista		1.00			625		551		
						21-175212-0314-0010			3. Gina J. Casand		13.36			8,350		7,133		
						21-175212-0310-0004			4. Renato S. Pobul		13.96			8,725		7,973		
						21-175212-0313-0002			5. Luzviminda F. Fullana		0.48			300		256		
						21-175212-0318-0009			6. Ernie D. Festin		3.20			2,000		1,713		
						21-175212-0319-0005			7. Gaberinto F. Festin		1.00			625		525		
						21-175212-0309-0010			8. Ronel B. Festin		1.00			625		537		
						21-175212-0312-0005			9. Evelyn O. Fonte		22.00			11,000		9,446		
						21-175212-0317-0002			10. Victor F. Labasta, Jr.		6.90			3,450		3,025		
						21-175212-0302-0007			11. Blesie F. Maylas		12.50			6,250		5,313		
						21-175212-0316-0002			12. Aurelia A. Santa		2.00			1,000		851		
						21-175212-0308-0004			13. Flom S. Villars		0.20			100		86		
						21-175212-0315-0005					0.40			200		171		
									Bamboo		22.00			4,488		3,870		
										Kawayang tink		20.02		4,084		3,525		
										Patong		1.98		404		345		
5	Oriental Mindoro	Bulaceno	Milagrosa	Almango	NGP		Almango Farmers and Fishertolks Association (AFPA)	Jay R P Amancio			54.00	54.00	54.00	25,310	25,310	21,584	85.28%	
	RO - Based Fund (Regular NGP Target)																	
						21-175212-0282-0004			Indigenous Trees		54.00	54.00	54.00	25,310	25,310	21,584		
						21-175212-0274-0004			1. Jay R P. Amancio		22.00			13,750		11,739		
						21-175212-0279-0007			2. Raymond G. Amancio		4.84			3,025		2,575		
						21-175212-0278-0002			3. Nibes Arsenio		4.16			2,600		2,250		
						21-175212-0278-0002			4. Ima B. Bad		4.20			2,625		2,235		
						21-175212-0280-0003			5. Alma A. Barrientos		3.28			2,050		1,746		
						21-175212-0270-0005			6. Louie A. Derrite		1.28			800		680		
						21-175212-0276-0006			7. Darryl N. Mahiny		4.24			2,650		2,253		
						21-175212-0271-0008			8. Eduardo V. Mahiny		17.00			8,500		8,500		
						21-175212-0273-0005			9. Noeme S. Nicasario		7.40			3,700		3,150		
						21-175212-0272-0005			10. Alvin A. Osorio		3.10			1,550		1,320		
						21-175212-0275-0002			11. Feleyp Rutor		3.40			1,700		1,445		
						21-175212-0277-0003			12. Lennie M. Tagalog		1.50			750		640		
											1.20			600		510		
											0.40			200		170		
									Bamboo		15.00			3,060		2,610		
										Kawayang Tink		15.00		3,060		2,610		
6	Oriental Mindoro	Bulaceno	Milagrosa	Bating	NGP		Bating Farmers and Fishertolks Association (BFFA)	Mary Ann A. Santiago			70.00	70.00	70.00	33,422	33,422	28,470	85.18%	
	RO - Based Fund (Regular NGP Target)																	
						21-175212-0283-0005			Indigenous Trees		70.00	70.00	70.00	33,422	33,422	28,470		
						21-175212-0286-0002			1. Jean M. Barrios		30.00			18,750		15,975		
						21-175212-0285-0002			2. John M. Barrios		6.44			4,025		3,446		
						21-175212-0287-0004			3. Ian S. Cosias		10.08			6,300		5,360		
						21-175212-0297-0002			4. Ronald E. Domingo		6.60			4,125		3,510		
						21-175212-0292-0008			5. Edmon A. Hillado		4.88			3,050		2,600		
						21-175212-0298-0010			6. Edner A. Hillado		1.00			625		524		
						21-175212-0291-0006			7. Joel B. Macanling		1.00			625		535		









No.	Location of Site			Category (Mangrove/ Brackish/NGP)	NGP Site Code	Name of Organization	Name of Contractor	CY 2021 Individual Pamp Beneficiary Contractors under People's Organization	Commodity	Species	Area under Contract (hectares)	Actual Area Planted (hectares)	Area Effectively Maintained	Number of Seedlings			Survival Rate (%)	Remarks
	Province	Municipality	Barangay											Target	Planted	Surviving		
					21-17321-4-0330-0010			17. Gedeon G. Pangantuhan										
					21-17321-4-0341-0010			18. Rodolfo D. Segueda										
					21-17321-4-0345-0010			19. Pedring M. Sinduran										
					21-17321-4-0346-0010			20. Silvio C. Sinduran										
					21-17321-4-0328-0004			21. Wilson C. Sinduran										
4	Oriental Mindoro	Puerto Galera	Villamor	NGP		Samahang Mangyan Irya Tungo sa Kamilaran (SMITK)	Victor Bartolome				\$3.00	\$3.00	\$3.00	16,219	16,219	14,314	88.25%	
CO - Based Fund (Bamboo Plantation)					21-17321-4-0361-0010				Bamboo		30.00	30.00	30.00	6,120	6,120	5,450		
					21-17321-4-0359-0010			1. Victor D. Bartolome		Kawayang Tink		15.00		3,060	3,060	2,662		
					21-17321-4-0360-0010			2. Rocky C. Lumanay		Bayo		3.00		612	612	569		
								3. Baldo C. Lumanay		Bolo		12.00		2,448	2,448	2,219		
RO - Based Fund (Regular NGP Target)					21-17321-4-0364-0006			1. Daniel D. Anias	Indigenous Trees		23.00	23.00	23.00	10,099	10,099	8,864		
									Narra			3.00		1,875	1,875	1,669		
					21-17321-4-0362-0007			2. Francisco S. Pangilo	Other Fruit Trees		14.00			7,000	7,000	6,090		
					21-17321-4-0363-0010			3. Maning M. Sinduran	Lantzones		8.00			4,000	4,000	3,560		
									Rambutan		6.00			3,000	3,000	2,530		
									Bamboo		6.00			1,224	1,224	1,105		
									Bolo		5.30			1,080		989		
									Bulo		0.36			74	74	59		
									Taywanak		0.34			70	70	57		

Prepared by:  
  
JOEL D. JORILLO  
Forester III/NGP Coordinator

Reviewed by:  
  
AMOR D. ASI  
SVENIS/Chief, CDS

Noted by:  
  
ALAYN VALLE  
OC-PEPRO



ENHANCED NATIONAL GREENING PROGRAM  
MIMAROPA REGION  
CY 2021 ESTABLISHED PLANTATIONS FINANCIAL ACCOMPLISHMENTS  
as of January 25, 2023

No.	Location of Site			Category (Mangrove/ Beach/NGP)	NGP Site Code	Name of LOA holder Partner/ Contractor	Area in hectare	Allotment	Contract Cost	Obligated	Disbursed		Total Disbursed	%BUR			Remarks
	Province	Municipality	Barangay	Site							1st Payment	2nd Payment		(O/A)	(D/O)	(D/A)	
						YEAR 3 (2021 Sites)	740.00	4,440,000.00	4,440,000.00	0.00	0.00	0.00	0.00	0.00%	0.00%	0.00%	
						CENRO Roxas	740.00	4,440,000.00	4,440,000.00	0.00	0.00	0.00	0.00	0.00%	0.00%	0.00%	
						CENRO Socorro	370.00	2,220,000.00	2,220,000.00								
CENRO ROXAS							370.00	2,220,000.00	2,220,000.00	0.00	0.00	0.00	0.00	0.00%	0.00%	0.00%	
RO - Based Fund (Regular NGP Target)							300.00	1,800,000.00	1,800,000.00								
CO - Based Fund (Bamboo Plantation)							70.00	420,000.00	420,000.00								
1	Oriental Mindoro	Manslay	Balugo		NGP	21-175212-0321-0010; 21-175212-0322-0007; 21-175212-0320-0009; 21-175212-0323-0006	32.00	192,000.00	160,000.00	0.00	0.00	0.00	0.00	0.00%	0.00%	0.00%	
	CO - Based Fund (Bamboo Plantation)						32.00	192,000.00	192,000.00								
2	Oriental Mindoro	Batalacao	Cabugao		NGP	21-175212-0267-0004; 21-175212-0261-0003; 21-175212-0263-0004; 21-175212-0260-0010; 21-175212-0269-0006; 21-175212-0268-0010; 21-175212-0265-0008; 21-175212-0262-0003; 21-175212-0266-0010; 21-175212-0264-0009	69.00	414,000.00	414,000.00	0.00	0.00	0.00	0.00	0.00%	0.00%	0.00%	
	CO - Based Fund (Bamboo Plantation)						21.00	126,000.00	126,000.00								
3	Oriental Mindoro	Batalacao	San Isidro	Lidong	NGP	21-175212-0304-0010; 21-175212-0306-0010; 21-175212-0305-0010; 21-175212-0307-0010; 21-175212-0303-0010	50.00	300,000.00	300,000.00	0.00	0.00	0.00	0.00	0.00%	0.00%	0.00%	
	RO - Based Fund (Regular NGP Target)						50.00	300,000.00	300,000.00								
4	Oriental Mindoro	Batalacao	San Isidro		NGP	21-175212-0300-0010; 21-175212-0299-0007; 21-175212-0301-0003; 21-175212-0311-0010; 21-175212-0314-0010; 21-175212-0310-0004; 21-175212-0313-0002; 21-175212-0318-0009; 21-175212-0319-0005; 21-175212-0309-0010; 21-175212-0312-0003; 21-175212-0317-0002; 21-175212-0302-0007; 21-175212-0316-0002; 21-175212-0308-0004; 21-175212-0315-0005	95.00	570,000.00	570,000.00	0.00	0.00	0.00	0.00	0.00%	0.00%	0.00%	
	CO - Based Fund (Bamboo Plantation)						17.00	102,000.00	102,000.00								
5	Oriental Mindoro	Batalacao	Milagrosa	Almango	NGP	21-175212-0282-0004; 21-175212-0274-0004; 21-175212-0279-0007; 21-175212-0278-0002; 21-175212-0280-0003; 21-175212-0270-0005; 21-175212-0276-0006; 21-175212-0271-0008; 21-175212-0273-0005; 21-175212-0272-0005; 21-175212-0275-0002; 21-175212-0277-0003	54.00	324,000.00	324,000.00	0.00	0.00	0.00	0.00	0.00%	0.00%	0.00%	
	RO - Based Fund (Regular NGP Target)						54.00	324,000.00	324,000.00								



No.	Location of Site			Category (Mangrove/ Breed/NGP)	NGP Site Code	Name of LOA holder Partner/ (Contractor)	Area in hectare	Allotment	Contract Cost	Obligated	Disbursed		Total Disbursed	%BUR			Remarks
	Province	Municipality	Barangay								1st Payment	2nd Payment		(O/A)	(D/O)	(D/A)	
6	Oriental Mindoro	Bulabac	Milagrosa	Baling	NGP	21-175212-0283-0005; 21-175212-0286-0002; 21-175212-0285-0002; 21-175212-0287-0004; 21-175212-0297-0002; 21-175212-0292-0008; 21-175212-0298-0002; 21-175212-0290-0010; 21-175212-0291-0006; 21-175212-0288-0004; 21-175212-0293-0006; 21-175212-0296-0002; 21-175212-0289-0002; 21-175212-0294-0002; 21-175212-0281-0004; 21-175212-0295-0005; 21-175212-0284-0004	Baling Farmers and Fisherefolks Association (BFFA) rep. by Mary Ann R. Santiago	70.00	420,000.00	420,000.00	0.00	0.00	0.00	0.00%	0.00%	0.00%	
RO - Based Fund (Regular NGP Target)							70.00	420,000.00	420,000.00								
CENRO SOCCORRO																	
RO - Based Fund (Regular NGP Target)							370.00	2,220,000.00	2,220,000.00	0.00	0.00	0.00	0.00	0.00%	0.00%	0.00%	
							300.00	1,800,000.00	1,800,000.00								
CO - Based Fund (Bamboo Plantation)							70.00	420,000.00	420,000.00								
1	Oriental Mindoro	Naugan	Palitan	NGP	21-175214-0324-0002; 21-175214-0325-0004; 21-175214-0326-0004	Bigkis ng Manggagawang Katutubo Tungo sa Pag-unlad (BKIKTP) rep. by Reynaldo Litawagin	10.00	60,000.00	60,000.00	0.00	0.00	0.00	0.00	0.00%	0.00%	0.00%	
CO - Based Fund (Bamboo Plantation)							10.00	60,000.00	60,000.00								
2	Oriental Mindoro	Puerto Galera	Tabinay	NGP	21-175214-0357-0010; 21-175214-0358-0010; 21-175214-0356-0010; 21-175214-0355-0010; 21-175214-0349-0010; 21-175214-0348-0010; 21-175214-0350-0010; 21-175214-0352-0010; 21-175214-0354-0010; 21-175214-0351-0010; 21-175214-0353-0010	Samabang Traya sa Suyong Association (SISA) rep. by Rocky Limnubay	110.00	660,000.00	660,000.00	0.00	0.00	0.00	0.00	0.00%	0.00%	0.00%	
CO - Based Fund (Bamboo Plantation)							30.00	180,000.00	180,000.00								
RO - Based Fund (Regular NGP Target)							80.00	480,000.00	480,000.00								
3	Oriental Mindoro	Puerto Galera	Tabinay	NGP	21-175214-0339-0010; 21-175214-0344-0008; 21-175214-0338-0010; 21-175214-0337-0010; 21-175214-0340-0010; 21-175214-0342-0010; 21-175214-0336-0010; 21-175214-0332-0010; 21-175214-0331-0010; 21-175214-0347-0007; 21-175214-0335-0010; 21-175214-0333-0010; 21-175214-0334-0010; 21-175214-0327-0010; 21-175214-0329-0008; 21-175214-0343-0010; 21-175214-0330-0010; 21-175214-0341-0010; 21-175214-0345-0010; 21-175214-0346-0010; 21-175214-0328-0004	Kasalyan Guruan Mangyan ng Puerto Galera, Oriental Mindoro rep. by Maning Sinduran	197.00	1,182,000.00	1,182,000.00	0.00	0.00	0.00	0.00	0.00%	0.00%	0.00%	
RO - Based Fund (Regular NGP Target)							197.00	1,182,000.00	1,182,000.00								
4	Oriental Mindoro	Puerto Galera	Villaflor	NGP	21-175214-0361-0010; 21-175214-0359-0010; 21-175214-0360-0010; 21-175214-0364-0006; 21-175214-0362-0007; 21-175214-0363-0010	Samabang Mangyan Traya Tungo sa Kaunlaran (SMATK) rep. by Victor Bartolome	53.00	318,000.00	318,000.00	0.00	0.00	0.00	0.00	0.00%	0.00%	0.00%	
CO - Based Fund (Bamboo Plantation)							30.00	180,000.00	180,000.00								
RO - Based Fund (Regular NGP Target)							23.00	138,000.00	138,000.00								



No.	Region	PENRO	CENRO	Municipality	ELCAC Barangay	Contracted Name of PO	Commodity	Targets			Accomplishments				Remarks
								Area (has)	No. of Seedlings Planted by Commodity	Contracted Amount	Area Effectively Maintained	No. of Propagules/Seedlings Maintained by Commodity	Actual No. of Families Involved	Amount released to Contracted PO/Families	
3	MIMAROPA	Oriental Mindoro	Roxas	Bulacacao	Milingrosa	Almango Farmers and Fishertfolks Association (AFFA) Rep. by Jay R P Amancio	Indigenous Trees	54.0	25,310	270,000.00	54	25,310	12	243,000.00	
								22.0	13,750			13,750			
								4.8	3,025			3,025			
								4.2	2,600			2,600			
								4.2	2,625			2,625			
								3.3	2,050			2,050			
								1.3	800			800			
								4.2	2,650			2,650			
								17.0	8,500			8,500			
								7.4	3,700			3,700			
								3.1	1,550			1,550			
								3.4	1,700			1,700			
								1.5	750			750			
4	MIMAROPA	Oriental Mindoro	Roxas	Bulacacao	Milingrosa	Baling Farmers and Fishertfolks Association (BFFA) Rep. by Mary Ann A. Santiago	Bamboo	15.0	3,060			3,060			
								15.0	3,060			3,060			
								15.0	3,060			3,060			
								15.0	3,060			3,060			
								15.0	3,060			3,060			
								15.0	3,060			3,060			
								15.0	3,060			3,060			
								15.0	3,060			3,060			
								15.0	3,060			3,060			
								15.0	3,060			3,060			
								15.0	3,060			3,060			
								15.0	3,060			3,060			
								15.0	3,060			3,060			
4	MIMAROPA	Oriental Mindoro	Roxas	Bulacacao	Milingrosa	Baling Farmers and Fishertfolks Association (BFFA) Rep. by Mary Ann A. Santiago	Indigenous Trees	70.0	33,422.00	350,000.00	70	33,422.00	13.00	315,000.00	
								30.0	18,750			18,750			
								6.4	4,025			4,025			
								10.1	6,300			6,300			
								6.6	4,125			4,125			
								4.9	3,050			3,050			
								1.0	625			625			
								1.0	625			625			
								22.0	11,000			11,000			
								9.4	4,700			4,700			
								1.4	700			700			
								7.4	3,700			3,700			
								3.8	1,900			1,900			
							Bamboo	18.0	3,672			3,672			
								18.0	3,672			3,672			



Status of NGP Activities Physical and Financial Accomplishments as of January, 2023

Activities	PHYSICAL PERFORMANCE				FINANCIAL PERFORMANCE								Remarks
	Target Accomplishments		Actual Accomplishments		Allotment	Amount Obligated		Amount Disbursed**		% BUR			
	Performance Indicators	Quantity	As of January	To Date		As of January	To Date	As of January	To Date	O/A	D/O	D/A	
TOTAL FUND (101)					10,362,000.00	1,185,286.88	1,185,286.88	0.00	0.00	11.44%	0.00%	0.00%	
CURRENT ALLOTMENT (FY 2023)					10,276,000.00	1,185,286.88	1,185,286.88	0.00	0.00	11.53%	0.00%	0.00%	
CAPITAL OUTLAY (CO)					6,540,000.00	0.00	0.00	0.00	0.00	0.00%	0.00%	0.00%	
1. 3rd - Year (2023) Maintenance and Protection													Approval of Job Request is ongoing.
PENRO Ormln Total	Area effectively M&P w/ atleast 85% SR (Ha)	740	740	740	4,440,000.00	0.00	0.00	0.00	0.00	0.00%	0.00%	0.00%	
2. Procurement of Vehicle	Procured Vehicle (No.)	1	0	0	2,100,000.00	0.00	0.00	0.00	0.00	0.00%	0.00%	0.00%	
MAINTENANCE AND OTHER OPERATING EXPENSES (MOOE)					3,736,000.00	1,185,286.88	1,185,286.88	0.00	0.00	31.73%	0.00%	0.00%	
1. Area Assessment, Surveying, Mapping and Planning	Sites validated /assessed with GIS maps generated & 3-year year reforestation plan prepared (Ha)	600	0	0	330,000.00	0.00	0.00	0.00	0.00	0.00%	0.00%	0.00%	
2. Establishment, Maintenance and/or Operation of Forest Nurseries to produce seedlings for distribution	Area effectively maintained & protected (Ha)	740	740	740	400,000.00	0.00	0.00	0.00	0.00	0.00%	0.00%	0.00%	
3. Hiring of Forest Extension Officers (FEOs)	Forest Extension Officers Hired (For Assessment of Graduated NGP Sites) (No) / PMEO	3	3	3	735,000.00	336,665.99	336,665.99	0.00	0.00	45.80%	0.00%	0.00%	
4. Hiring of Technical Staff and Support Staff	Technical Staff and/or Support Staff Hired (No) / PMEO	4	4	4	980,000.00	426,629.08	426,629.08	0.00	0.00	43.53%	0.00%	0.00%	
5. Hiring of Database Management Officer	Database Management Officer hired to Upload & manage NCP database (No)	3	3	3	735,000.00	319,971.81	319,971.81	0.00	0.00	43.53%	0.00%	0.00%	
6. Hiring of NGP Finance Staff	Finance Staff Hired to assist in recording Book of Accounts	1	1	1	245,000.00	102,020.00	102,020.00	0.00	0.00	41.64%	0.00%	0.00%	
7. Project Management and Supervision					311,000.00	0.00	0.00	0.00	0.00	0.00%	0.00%	0.00%	
CONTINUING ALLOTMENT (FY 2022)					86,000.00	0.00	0.00	0.00	0.00	0.00	0.00	0.00	
CAPITAL OUTLAY TOTAL					86,000.00	0.00	0.00	0.00	0.00	0.00	0.00	0.00	
1. Project Management and Supervision					86,000.00	0.00	0.00	0.00	0.00	0.00%	0.00%	0.00%	

\*\* Not of recouped mobilization cost