

Regional Office

May 24, 2023

MEMORANDUM

FOR : **The Regional Executive Director**
DENR MIMAROPA Region

THRU : **The Assistant Regional Director for Technical Services**
DENR MIMAROPA Region

The Regional NGP Coordinator
DENR MIMAROPA Region

FROM : **The OIC, PENR Officer**
Odiongan, Romblon

SUBJECT : **SUBMISSION OF NGP ACCOMPLISHMENTS WITHIN THE JURISDICTION OF PENRO ROMBLON AS OF MAY 2023**

Respectfully submitting are the accomplished matrices of the following target activity in relation to Project DIME and other reports relative to NGP within the jurisdiction of PENRO Romblon as of May 23, 2023:

1. Table 1- List of Year 3 CY 2021 Established NGP Plantations;
2. Third Year Physical M&P of CY 2021 Established Plantation;
3. Third Year Financial M&P of CY 2021 Established Plantation;
4. Template 03- Summarized Monthly Accomplishment Report of Hired NGP Personnel

Please be informed that all NGP sites under third year maintenance and protection activity for the 1st cycle were already accomplished and inspected. In terms of financial utilization, 6.87% or 90,650 Pesos have disbursed for the wages of the hired local laborers.

Summarized activities as accomplished by the hired two (2) Forest Extension Officers, one (1) Technical Support Staff, one (1) Data Management Officer and one (1) NGP Financial Analyst for May were also reported using the prescribed Template 03.

In this regard, attached are the detailed accomplishment report which already submitted on May 23, 2023 to NGP Regional Coordinating Office through this email address mimaropaengp@gmail.com

For your information and record.

ARNOLDO A. BLAZA, JR.

TABLE 1 : List of Year 3 NGP Sites
DENR Region : MIMAROPA
PENRO Romblon
As of May 23, 2023

Region	PENRO	CENRO	Municipality	Barangay	Activity	No.	Name of MOA Holder/ Organization Partner/ Contractor	Representative of MOA Holder/ Partner Organization/ Contractor	Date MOA/LOA Signed	Total Amount of Allotment or Contract (In Pesos)	Site Code	Area in Hectare	Commodity	Species	No. of Target Seedlings/ Propagules to be Maintained	Remarks
PENRO ROMBLON						34				1,100,000.00		220.00			89,150	Implemented by Administration
YEAR 2 (2021 Sites)						34						220.00			89,150	
RO- Based Fund						33						200.00			85,070	
											70.00	Indigenous		43,750		
											50.00	Fruit Trees		25,000		
											80.00	Bamboo		16,320		
CO- Based Fund						1						20.00	Bamboo		4,080	
YEAR 2 (2021 Sites)						34				1,100,000.00		220.00			89,150	
Region-Based Target						33				1,000,000.00		200.00			85,070	
MIMAROPA	Romblon		Sta. Maria	Concepcion Sur	Second Year Maintenance and Protection	1	Implemented by Administration of PENRO Romblon	Implemented by Admin (former Welito Gaan)	Not Applicable	50,000.00	21-175900-0742-0010	10.00			4,316	
												4.00	Indigenous Trees	Narra, Banai-banai	2,500	
												2.00	Fruit Trees	Coffee, Atis, Star Apple, Guyabano	1,000	
												4.00	Bamboo	K. Tinik, Boho	816	
MIMAROPA	Romblon		Sta. Maria	Concepcion Sur	Second Year Maintenance and Protection	2	Implemented by Administration of PENRO Romblon	Implemented by Admin (former Judging Gabao)	Not Applicable	50,000.00	21-175900-0748-0010	10.00			4,316	
												4.00	Indigenous Trees	Narra, Banai-banai,	2,500	
												2.00	Fruit Trees	Langka, Atis, Rambutan, Avocado, Guyabano, Lipote, Mango	1,000	
												4.00	Bamboo	K. Tinik, Boho	816	
MIMAROPA	Romblon		Sta. Maria	Concepcion Sur	Second Year Maintenance and Protection	3	Implemented by Administration of PENRO Romblon	Implemented by Admin (former Ben Agustin)	Not Applicable	25,000.00	21-175900-0743-0005	5.00			2,579	
												3.00	Indigenous Trees	Narra, Banai-banai,	1,875	
												1.00	Fruit Trees	Langka, Atis, Mango,	500	
												1.00	Bamboo	K. Tinik, Boho	204	
MIMAROPA	Romblon		Sta. Maria	Concepcion Sur	Second Year Maintenance and Protection	4	Implemented by Administration of PENRO Romblon	Implemented by Admin (former Regie Boy Oriendo)	Not Applicable	25,000.00	21-175900-0746-0005	5.00			2,579	
												3.00	Indigenous Trees	Narra	1,875	
												1.00	Fruit Trees	Coffee	500	
												1.00	Bamboo	K. Tinik, Boho	204	
MIMAROPA	Romblon		Sta. Maria	Concepcion Sur	Second Year Maintenance and Protection	5	Implemented by Administration of PENRO Romblon	Implemented by Admin (former Estanislao Ruben)	Not Applicable	25,000.00	21-175900-0740-0005	5.00			2,579	
												3.00	Indigenous Trees	Narra, Banai-banai,	1,875	
												1.00	Fruit Trees	Suha, Atis, Rambutan, Guyabano, Avocado, Lipote, Star Apple, Langka, Santol, Mango, Calamansi	500	
												1.00	Bamboo	K. Tinik, Boho	204	
MIMAROPA	Romblon		Sta. Maria	Concepcion Sur	Second Year Maintenance and Protection	6	Implemented by Administration of PENRO Romblon	Implemented by Admin (former Delby Manago)	Not Applicable	50,000.00	21-175900-0738-0010	10.00			3,895	
												3.00	Indigenous Trees	Narra,	1,875	
												2.00	Fruit Trees	Lipote, Guyabano, Mango, Santol, Coffee,	1,000	
												5.00	Bamboo	K. Tinik, Boho	1,020	
MIMAROPA	Romblon		Sta. Maria	Concepcion Sur	Second Year Maintenance and Protection	7	Implemented by Administration of PENRO Romblon	Implemented by Admin (former Jayson Gregorio)	Not Applicable	50,000.00	21-175900-0747-0010	10.00			4,316	
												4.00	Indigenous Trees	Narra, Banai-banai,	2,500	
												2.00	Fruit Trees	Apple Mango, Guyabano, Atis, Avocado, Lemon, Calamansi, Sintores,	1,000	
												4.00	Bamboo	Bamboo	816	

TABLE 1 : List of Year 3 NCP Sites
DENR Region : MIMAROPA
PENRO Romblon
As of May 23, 2023

Region	PENRO	CENRO	Municipality	Barangay	Activity	No.	Name of MOA Holder/ Organization Partner/ Contractor	Representative of MOA Holder/ Partner Organization/ Contractor	Date MOA/LOA Signed	Total Amount of Allotment or Contract (In Pesos)	Site Code	Area in Hectare	Commodity	Species	No. of Target Seedlings/ Propagules to be Maintained	Remarks
MIMAROPA	Romblon		Sta. Maria	Concepcion Sur	Second Year Maintenance and Protection	8	Implemented by Administration of PENRO Romblon	Implemented by Admin (former Eddie Alujipan)	Not Applicable	50,000.00	21-175900-0739-0010	10.00		K. Timik, Boho	4,908	
												4.00	Indigenous Trees	Narra,	2,500	
												4.00	Fruit Trees	Lipote, Langka, Guyabano,	2,000	
												2.00	Bamboo	K. Timik, Boho	408	
MIMAROPA	Romblon		Sta. Maria	Concepcion Sur	Second Year Maintenance and Protection	9	Implemented by Administration of PENRO Romblon	Implemented by Admin (former Rovencio Enguillo)	Not Applicable	25,000.00	21-175900-0744-0005	5.00			2,579	
												3.00	Indigenous Trees	Narra, Banai-banai	1,875	
												1.00	Fruit Trees	Mango, Lipote, Avocado, Langka, Guyabano, Atis,	500	
												1.00	Bamboo	K. Timik, Boho	204	
MIMAROPA	Romblon		Sta. Maria	Concepcion Sur	Second Year Maintenance and Protection	10	Implemented by Administration of PENRO Romblon	Implemented by Admin (former Luis G. Rico)	Not Applicable	50,000.00	21-175900-0749-0010	10.00			3,895	
												3.00	Indigenous Trees	Narra, Banai-banai	1,875	
												2.00	Fruit Trees	Coffee, Guyabano, Cacao, Atis	1,000	
												5.00	Bamboo	K. Timik, Boho	1,020	
MIMAROPA	Romblon		Sta. Maria	Concepcion Sur	Second Year Maintenance and Protection	11	Implemented by Administration of PENRO Romblon	Implemented by Admin (former Arman De Vera)	Not Applicable	25,000.00	21-175900-0745-0005	5.00			2,579	
												3.00	Indigenous Trees	Narra,	1,875	
												1.00	Fruit Trees	Atis, Guyabano, Coffe, Mango, Santol	500	
												1.00	Bamboo	K. Timik, Boho	204	
MIMAROPA	Romblon		Sta. Maria	Concepcion Sur	Second Year Maintenance and Protection	12	Implemented by Administration of PENRO Romblon	Implemented by Admin (former Crisostomo Oriendo)	Not Applicable	25,000.00	21-175900-0741-0005	5.00			2,579	
												3.00	Indigenous Trees	Narra	1,875	
												1.00	Fruit Trees	Coffee	500	
												1.00	Bamboo	K. Timik, Boho	204	
MIMAROPA	Romblon		Sta. Maria	Sto. Niño	Second Year Maintenance and Protection	13	Implemented by Administration of PENRO Romblon	Implemented by Admin (former Edmundo T. Osorio)	Not Applicable	40,000.00	21-175900-0759-0008	8.00			3,066	
												2.00	Indigenous Trees	Banai-banai	1,250	
												2.00	Fruit Trees	Lipote, Avocado, Coffee, Cacao, Calamansi, Rambutan, Guyabano, Langka, Santol	1,000	
												4.00	Bamboo	K. Timik, Boho	816	
MIMAROPA	Romblon		Sta. Maria	Sto. Niño	Second Year Maintenance and Protection	14	Implemented by Administration of PENRO Romblon	Implemented by Admin (former Demetrio E. Meran)	Not Applicable	25,000.00	21-175900-0755-0005	5.00			1,737	
												1.00	Indigenous Trees	Bangkal, Banai-banai,	625	
												1.00	Fruit Trees	Lanzones, Mango, Lipote, Santol, Cacao, Coffee, Langka, Calamansi	500	
												3.00	Bamboo	K. Timik, Boho	612	
MIMAROPA	Romblon		Sta. Maria	Sto. Niño	Second Year Maintenance and Protection	15	Implemented by Administration of PENRO Romblon	Implemented by Admin (former Lolito M. Magadan)	Not Applicable	10,000.00	21-175900-0754-0002	2.00			1,125	
												1.00	Indigenous Trees	Narra, Banai-banai	625	
												1.00	Fruit Trees	Coffee, Santol, Mango, Lipote, Avocado, Rambutan, Cacao	500	
MIMAROPA	Romblon		Sta. Maria	Sto. Niño	Second Year Maintenance and Protection	16	Implemented by Administration of PENRO Romblon	Implemented by Admin (former Perciniples F. Paulino)	Not Applicable	40,000.00	21-175900-0751-0008	8.00			3,066	
												2.00	Indigenous Trees	Antipolo, Banai-banai	1,250	
												2.00	Fruit Trees	Lipote, Durian, Langka, Coffee, Guyabano, Calamansi, Santol, Avocado	1,000	
												4.00	Bamboo	K. Timik, Boho	816	

TABLE 1 : List of Year 3 NGP Sites
DENR Region : MIMAROPA
PENRO Romblon
As of May 23, 2023


Region	PENRO	CENRO	Municipality	Barangay	Activity	No.	Name of MOA Holder/ Organization Partner/ Contractor	Representative of MOA Holder/ Partner Organization/ Contractor	Date MOA/LOA Signed	Total Amount of Allotment or Contract (In Pesos)	Site Code	Area in Hectare	Commodity	Species	No. of Target Seedlings/ Propagules to be Maintained	Remarks
MIMAROPA	Romblon		Sta. Maria	Sto. Niño	Second Year Maintenance and Protection	17	Implemented by Administration of PENRO Romblon	Implemented by Admin (former Larnie F. Moaje)	Not Applicable	5,000.00	21-175900-0758-0001	1.00	Bamboo	K. Timik, Boho	204	
MIMAROPA	Romblon		Sta. Maria	Sto. Niño	Second Year Maintenance and Protection	18	Implemented by Administration of PENRO Romblon	Implemented by Admin (former Joey P. Magay)	Not Applicable	15,000.00	21-175900-0753-0003	3.00			1,033	
												1.00	Indigenous Trees	Banai-banai	625	
												2.00	Bamboo	K. Timik, Boho	408	
MIMAROPA	Romblon		Sta. Maria	Sto. Niño	Second Year Maintenance and Protection	19	Implemented by Administration of PENRO Romblon	Implemented by Admin (former Landrico G. Mustasa)	Not Applicable	15,000.00	21-175900-0760-0003	3.00			1,033	
												1.00	Indigenous Trees	Banai-banai	625	
												2.00	Bamboo	K. Timik, Boho	408	
MIMAROPA	Romblon		Sta. Maria	Sto. Niño	Second Year Maintenance and Protection	20	Implemented by Administration of PENRO Romblon	Implemented by Admin (former Desederio T. Esmilla Jr.)	Not Applicable	35,000.00	21-175900-0756-0007	7.00			2,441	
												1.00	Indigenous Trees	Antipolo, Bangkal, Narra, Mahogany, Batino (Kuyaw-yaw), Talisay, Gogo	625	
												2.00	Fruit Trees	Lipote, Langka, Mango, Santol, Avocado, Pomelo (Kabugao), Guyabano, Coffe, Kamagong (Mabulo)	1,000	
												4.00	Bamboo	K. Timik, Boho	816	
MIMAROPA	Romblon		Sta. Maria	Sto. Niño	Second Year Maintenance and Protection	21	Implemented by Administration of PENRO Romblon	Implemented by Admin (former Agustin M. Gallos)	Not Applicable	20,000.00	21-175900-0752-0004	4.00			1,533	
												1.00	Indigenous Trees	Talisay, Banai-banai, Narra	625	
												1.00	Fruit Trees	Tisa, Lanzones, Star Apple, Langka, Avocado, Lipote, Calamansi, Guyabano	500	
												2.00	Bamboo	K. Timik, Boho	408	
MIMAROPA	Romblon		Sta. Maria	Sto. Niño	Second Year Maintenance and Protection	22	Implemented by Administration of PENRO Romblon	Implemented by Admin (former Gerardo M. Gallos)	Not Applicable	35,000.00	21-175900-0767-0007	7.00			2,862	
												2.00	Indigenous Trees	Banai-banai, Narra, Acacia, Gogo, Alimangog, Bangkal, Antipolo, Malig-ang	1,250	
												2.00	Fruit Trees	Lipote, Coffee, Mabulo, Rambutan, Calamansi	1,000	
												3.00	Bamboo	K. Timik, Boho	612	
MIMAROPA	Romblon		Sta. Maria	Sto. Niño	Second Year Maintenance and Protection	23	Implemented by Administration of PENRO Romblon	Implemented by Admin (former Lennie G. Meran)	Not Applicable	35,000.00	21-175900-0761-0007	7.00			2,737	
												1.00	Indigenous Trees	Banai-banai, Acacia, Gogo, Antipolo, Narra	625	
												3.00	Fruit Trees	Coffee, Cacao	1,500	
												3.00	Bamboo	K. Timik, Boho	612	
MIMAROPA	Romblon		Sta. Maria	Sto. Niño	Second Year Maintenance and Protection	24	Implemented by Administration of PENRO Romblon	Implemented by Admin (former Joey V. Fama)	Not Applicable	10,000.00	21-175900-0762-0002	2.00			1,125	
												1.00	Indigenous Trees	Bangkal, Narra, Banai-banai	625	
												1.00	Fruit Trees	Langka, Avocado, Calamansi, Santol, Guyabano, Lipote	500	
MIMAROPA	Romblon		Sta. Maria	Sto. Niño	Second Year Maintenance and Protection	25	Implemented by Administration of PENRO Romblon	Implemented by Admin (former Rolando V. Fama)	Not Applicable	15,000.00	21-175900-0764-0003	3.00			1,329	
												1.00	Indigenous Trees	Banai-banai	625	
												1.00	Fruit Trees	Lipote, Malig-ang, Lemon, Avocado, Guyabano, Coffee, Langka, Sintores	500	
												1.00	Bamboo	K. Timik, Boho	204	

TABLE 1 : List of Year 3 NGP Sites
DENR Region : MIMAROPA
PENRO Romblon
As of May 23, 2023


Region	PENRO	CENRO	Municipality	Barangay	Activity	No.	Name of MOA Holder/ Organization Partner/ Contractor	Representative of MOA Holder/ Partner Organization/ Contractor	Date MOA/LOA Signed	Total Amount of Allotment or Contract (In Pesos)	Site Code	Area in Hectare	Commodity	Species	No. of Target Seedlings/ Propagules to be Maintained	Remarks
MIMAROPA	Romblon		Sta. Maria	Sto. Niño	Second Year Maintenance and Protection	26	Implemented by Administration of PENRO Romblon	Implemented by Admin (former Jose C. Vallejo)	Not Applicable	15,000.00	21-175900-0757-0003	3.00			908	
												1.00	Fruit Trees	Lipote, Avocado, Calamansi, Malig-ang, Santol, Coffee, Langka	500	
												2.00	Bamboo	K. Tinik, Boho	408	
MIMAROPA	Romblon		Sta. Maria	Sto. Niño	Second Year Maintenance and Protection	27	Implemented by Administration of PENRO Romblon	Implemented by Admin (former Joel C. Fesarit)	Not Applicable	15,000.00	21-175900-0763-0003	3.00			1,329	
												1.00	Indigenous Trees	Banai-banai	625	
												1.00	Fruit Trees	Lipote, Malig-ang, Langka, Avocado, Guyabano, Cacao, Rambutan	500	
												1.00	Bamboo	K. Tinik, Boho	204	
MIMAROPA	Romblon		Sta. Maria	Sto. Niño	Second Year Maintenance and Protection	28	Implemented by Administration of PENRO Romblon	Implemented by Admin (former Romeo R. Versuza)	Not Applicable	10,000.00	21-175900-0766-0002	2.00			704	
												1.00	Fruit Trees	Lipote, Coffee, Calamansi, Langka, Avocado, Santol, Cacao	500	
												1.00	Bamboo	K. Tinik, Boho	204	
MIMAROPA	Romblon		Sta. Maria	Sto. Niño	Second Year Maintenance and Protection	29	Implemented by Administration of PENRO Romblon	Implemented by Admin (former Jay-Ar A. Fama)	Not Applicable	10,000.00	21-175900-0765-0002	2.00			704	
												1.00	Fruit Trees	Lipote, Avocado, Santol, Rambutan, Coffee, Langka, Guyabano	500	
												1.00	Bamboo	K. Tinik, Boho	204	
MIMAROPA	Romblon		Sta. Maria	San Isidro	Second Year Maintenance and Protection	30	Implemented by Administration of PENRO Romblon	Implemented by Admin (former Pio P. Lagueza)	Not Applicable	50,000.00	21-175900-0750-0010	10.00			4,316	
												4.00	Indigenous Trees	Banai-banai	2,500	
												2.00	Fruit Trees	Avocado, Santol, Ponkan, Calamansi, Langka, Lemon, Guyabano, Mango, Atis	1,000	
												4.00	Bamboo	K. Tinik, Boho	816	
MIMAROPA	Romblon		Sta. Maria	San Isidro	Second Year Maintenance and Protection	31	Implemented by Administration of PENRO Romblon	Implemented by Admin (former Noe I. Machando)	Not Applicable	50,000.00	21-175900-0688-0010	10.00			4,316	
												4.00	Indigenous Trees	Banai-banai, Gogo	2,500	
												2.00	Fruit Trees	Calamansi, Kamito, Coffee, Kamansi, Lipote, Macopa, Santol, Avocado, Langka, Tisa, Rambutan, Cacao, Mango, Atis	1,000	
												4.00	Bamboo	K. Tinik, Boho	816	
MIMAROPA	Romblon		Sta. Maria	San Isidro	Second Year Maintenance and Protection	32	Implemented by Administration of PENRO Romblon	Implemented by Admin (former Lomito L. Fillartos Jr.)	Not Applicable	50,000.00	21-175900-0689-0010	10.00			4,191	
												3.00	Indigenous Trees	Banai-banai	1,875	
												3.00	Fruit Trees	Avocado, Kamansi, Coffee, Langka, Guyabano, Calamansi	1,500	
												4.00	Bamboo	K. Tinik, Boho	816	

Region	PENRO	CENRO	Municipality	Barangay	Activity	No.	Name of MOA Holder/ Organization Partner/ Contractor	Representative of MOA Holder/ Partner Organization/ Contractor	Date MOA/LOA Signed	Total Amount of Allotment or Contract (In Pesos)	Site Code	Area in Hectare	Commodity	Species	No. of Target Seedlings/ Propagules to be Maintained	Remarks
MIMAROPA	Romblon		Sta. Maria	San Isidro	Second Year Maintenance and Protection	33	Implemented by Administration of PENRO Romblon	Implemented by Admin (former Alberto L. Mariano)	Not Applicable	50,000.00	21-175900-0690-0010	10.00			4,191	
												3.00	Indigenous Trees	Molave, Crugo, Banai-banai, Salmangog, Talisay,	1,875	
												3.00	Fruit Trees	Langka, Duhat Santol, Avocado, Kamansi, Sampaloc, Kaimito, Mango, Macopa, calamansi	1,500	
												4.00	Bamboo	K. Timik, Boho	816	
CO- Based Fund (Bamboo Plantation)						1				100,000.00		20.00			4,080	
MIMAROPA	Romblon		Alcantara	Calagonsao	Second Year Maintenance and Protection	1	Implemented by Administration of PENRO Romblon	Implemented by Admin (former Marilou Teologo)	Not Applicable	100,000.00	21-175900-0730-0004; 21-175900-0731-0005; 21-175900-0732-0001; 21-175900-0733-0001; 21-175900-0734-0001; 21-175900-0735-0001; 21-175900-0736-0004 21-175900-0737-0004	20.00	Bamboo	Boho/ kawayang tink	4,080	


Prepared by:


 CATHERINE O. ATIENZA
 FI/NGP Coordinator

Recommending Approval:


 MALVIN R. BOCERO
 Chief, Financial Services Division

Approved by:


 ARNOLD A. GARCIA, JR.
 OIC, PENR Office

ENHANCED NATIONAL GREENING PROGRAM
MIMAROPA REGION

THIRD YEAR PLANTATIONS MAINTENANCE AND PROTECTION PHYSICAL ACCOMPLISHMENT

As of May 23, 2023

PENRO Romblon

No.	Location of Site				Category (Mangrove/Beach/NGP)	NGP Site Code	Name of Organization	Name of Contractor	Commodity	Species	Area under Contract (hectares)	Actual Area Planted (hectares)	Area Effectively Maintained	Number of Seedlings			Survival Rate (%)	Maintenance and Protection Activities Conducted					Remarks						
	Province	Municipality	Barangay	Sitio										Target	Planted	Surviving		Brushing/Ring/Strip Weeding (Ha.)	Patrol Work (Ha)	Maintenance of firelines	Replanting if necessary	Setting up of pole/markers to mark the boundaries of NGP sites							
2ND YEAR MAINTENANCE AND PROTECTION (2022 Plantations)																													
									Indigenous Trees		70.00	70.00	70.00	89,150	89,150	76,282	85.57%	220	220	220	480								
									Fruit Trees		50.00	50.00	50.00	25,000	25,000	21,431	85.72%												
									Bamboo		100.00	100.00	100.00	20,400	20,400	17,606	86.30%												
Region-based Regular NGP																													
									Indigenous Trees		70.00	70.00	70.00	85,070	85,070	72,888	85.68%	200	200	200	400								
									Fruit Trees		50.00	50.00	50.00	25,000	25,000	21,431	85.72%												
									Bamboo		80.00	80.00	80.00	16,320	16,320	14,212	87.08%												
Barangay Concepcion Sur																													
									Indigenous Trees		90.00	90.00	90.00	41,120	41,120	35,181	85.56%	90	90	90									
									Fruit Trees		40.00	40.00	40.00	25,000	25,000	21,143	84.57%												
									Bamboo		20.00	20.00	20.00	10,000	10,000	8,557	85.57%												
											30.00	30.00	30.00	6,120	6,120	5,481	89.56%												
1	Romblon	Sta. Maria	Concepcion Sur		Upland	21-175900-0742-0010		Implemented by Admin (former Welito Gaan)			10.00	10.00	10.00	4,316	4,316	3,685	85.38%	10	10	10			Survival rate was based on 4th quarter inspection report of CY 2022						
									Indigenous Trees		4.00	4.00	4.00	2,500	2,500	2,135													
									Narra		3.36	3.36	3.36	2,100	2,100	1,794													
									Banai-banai		0.64	0.64	0.64	400	400	341													
									Fruit Trees		2.00	2.00	2.00	1,000	1,000	853													
									Coffee		1.40	1.40	1.40	700	700	597													
									Atis		0.50	0.50	0.50	250	250	213													
									Star Apple		0.05	0.05	0.05	25	25	22													
									Guyabano		0.05	0.05	0.05	25	25	21													
									Bamboo		4.00	4.00	4.00	816	816	697													
									K. Timik, Boho																				
2	Romblon	Sta. Maria	Concepcion Sur		Upland	21-175900-0748-0010		Implemented by Admin (former Judging Gabao)			10.00	10.00	10.00	4,316	4,316	3,939	91.27%	10	10	10			Survival rate was based on 4th quarter inspection report of CY 2022						
									Indigenous Trees		4.00	4.00	4.00	2,500	2,500	2,143													
									Narra		2.88	2.88	2.88	1,800	1,800	1,545													
									Banai-banai		1.12	1.12	1.12	700	700	598													
									Fruit Trees		2.00	2.00	2.00	1,000	1,000	855													
									Langka		0.60	0.60	0.60	300	300	256													
									Atis		0.40	0.40	0.40	200	200	171													
									Rambutan		0.30	0.30	0.30	150	150	129													
									Avocado		0.30	0.30	0.30	150	150	128													
									Guyabano		0.10	0.10	0.10	50	50	43													
									Lipote		0.10	0.10	0.10	50	50	43													
									Mango		0.20	0.20	0.20	100	100	85													
									Bamboo		4.00	4.00	4.00	816	816	941													
									K. Timik, Boho																				
3	Romblon	Sta. Maria	Concepcion Sur		Upland	21-175900-0743-0005		Implemented by Admin (former Ben Agustin)			5.00	5.00	5.00	2,579	2,579	2,201	85.34%	5	5	5			Survival rate was based on 4th quarter inspection report of CY 2022						
									Indigenous Trees		3.00	3.00	3.00	1,875	1,875	1,599													
									Narra		2.36	2.36	2.36	1,475	1,475	1,256													
									Banai-banai		0.64	0.64	0.64	400	400	343													
									Fruit Trees		1.00	1.00	1.00	500	500	427													
									Langka		0.20	0.20	0.20	100	100	86													
									Atis		0.40	0.40	0.40	200	200	171													
									Mango		0.40	0.40	0.40	200	200	170													
									Bamboo		1.00	1.00	1.00	204	204	175													
									K. Timik, Boho																				
4	Romblon	Sta. Maria	Concepcion Sur		Upland	21-175900-0746-0005		Implemented by Admin (former Regie Boy Oriendo)			5.00	5.00	5.00	2,579	2,579	2,198	85.23%	5	5	5			Survival rate was based on 4th quarter inspection report of CY 2022						
									Indigenous Trees		3.00	3.00	3.00	1,875	1,875	1,594													
									Fruit Trees		1.00	1.00	1.00	500	500	429													
									Bamboo		1.00	1.00	1.00	204	204	175													
									K. Timik, Boho																				

ENHANCED NATIONAL GREENING PROGRAM
MIMAROPA REGION

THIRD YEAR PLANTATIONS MAINTENANCE AND PROTECTION PHYSICAL ACCOMPLISHMENT

As of May 23, 2023

PENRO Romblon

No.	Location of Site				Category (Mangrove/ Beach/NGP)	NGP Site Code	Name of Organization	Name of Contractor	Commodity	Species	Area under Contract (hectares)	Actual Area Planted (hectares)	Area Effectively Maintained	Number of Seedlings			Survival Rate (%)	Maintenance and Protection Activities Conducted					Remarks
	Province	Municipality	Barangay	Sitio										Target	Planted	Surviving		Brushing/ Ring/ Strip Weeding (Ha.)	Patrol Work (Ha)	Mainten ance of firelines	Replanting if necessary	Setting up of pole/ markers to mark the boundaries of NGP sites	
5	Romblon	Sta. Maria	Concepcion Sur		Upland	21-175900-0740-0005		Implemented by Admin (former Estanislao Ruben)			5.00	5.00	5.00	2,579	2,579	2,210	85.69%	5	5	5			Survival rate was based on 4th quarter inspection report of CY 2022
									Indigenous Trees		3.00	3.00	3.00	1,875	1,875	1,607							
									Narra		1.28	1.28	1.28	800	800	684							
									Banai-banai		1.72	1.72	1.72	1,075	1,075	923							
									Fruit Trees		1.00	1.00	1.00	500	500	428							
									Suha		0.04	0.04	0.04	20	20	17							
									Atis		0.10	0.10	0.10	50	50	43							
									Rambutan		0.08	0.08	0.08	40	40	34							
									Guyabano		0.04	0.04	0.04	20	20	17							
									Avocado		0.04	0.04	0.04	20	20	17							
									Lipote		0.30	0.30	0.30	150	150	128							
									Star Apple		0.20	0.20	0.20	100	100	86							
									Langka		0.10	0.10	0.10	50	50	43							
									Santol		0.04	0.04	0.04	20	20	17							
									Mango		0.04	0.04	0.04	20	20	17							
									Calamansi		0.02	0.02	0.02	10	10	9							
									Bamboo	K. Timik, Boho	1.00	1.00	1.00	204	204	175							
6	Romblon	Sta. Maria	Concepcion Sur		Upland	21-175900-0738-0010		Implemented by Admin (former Delby Manago)			10.00	10.00	10.00	3,895	3,895	3,344	85.85%	10	10	10			Survival rate was based on 4th quarter inspection report of CY 2022
									Indigenous Trees	Narra	3.00	3.00	3.00	1,875	1,875	1,612							
									Fruit Trees		2.00	2.00	2.00	1,000	1,000	857							
									Lipote		0.30	0.30	0.30	150	150	129							
									Guyabano		0.30	0.30	0.30	150	150	128							
									Mango		0.26	0.26	0.26	130	130	111							
									Santol		0.33	0.33	0.33	165	165	141							
									Coffee		0.81	0.81	0.81	405	405	348							
									Bamboo	K. Timik, Boho	5.00	5.00	5.00	1,020	1,020	875							
7	Romblon	Sta. Maria	Concepcion Sur		Upland	21-175900-0747-0010		Implemented by Admin (former Jayson Gregorio)			10.00	10.00	10.00	4,316	4,316	3,618	83.83%	10	10	10			Survival rate was based on 4th quarter inspection report of CY 2022
									Indigenous Trees		4.00	4.00	4.00	2,500	2,500	2,061							
									Narra		3.68	3.68	3.68	2,300	2,300	1,890							
									Banai-banai		0.32	0.32	0.32	200	200	171							
									Fruit Trees		2.00	2.00	2.00	1,000	1,000	855							
									Apple Mango		0.50	0.50	0.50	250	250	214							
									Guyabano		0.30	0.30	0.30	150	150	128							
									Atis		0.70	0.70	0.70	350	350	298							
									Avocado		0.20	0.20	0.20	100	100	86							
									Lemon		0.10	0.10	0.10	50	50	43							
									Calamansi		0.10	0.10	0.10	50	50	43							
									Sintores		0.10	0.10	0.10	50	50	43							
									Bamboo	K. Timik, Boho	4.00	4.00	4.00	816	816	702							
8	Romblon	Sta. Maria	Concepcion Sur		Upland	21-175900-0739-0010		Implemented by Admin (former Eddie Alujipan)			10.00	10.00	10.00	4,908	4,908	4,206	85.70%	10	10	10			Survival rate was based on 4th quarter inspection report of CY 2022
									Indigenous Trees	Narra	4.00	4.00	4.00	2,500	2,500	2,146							
									Fruit Trees		4.00	4.00	4.00	2,000	2,000	1,715							
									Lipote		3.50	3.50	3.50	1,750	1,750	1,501							
									Langka		0.40	0.40	0.40	200	200	171							
									Guyabano		0.10	0.10	0.10	50	50	43							
									Bamboo	K. Timik, Boho	2.00	2.00	2.00	408	408	345							
9	Romblon	Sta. Maria	Concepcion Sur		Upland	21-175900-0744-0005		Implemented by Admin (former Rovencio Enguillo)			5.00	5.00	5.00	2,579	2,579	2,142	83.06%	5	5	5			Survival rate was based on 4th quarter inspection report of CY 2022
									Indigenous Trees		3.00	3.00	3.00	1,875	1,875	1,539							
									Narra		2.52	2.52	2.52	1,575	1,575	1,284							

ENHANCED NATIONAL GREENING PROGRAM
MIMAROPA REGION

THIRD YEAR PLANTATIONS MAINTENANCE AND PROTECTION PHYSICAL ACCOMPLISHMENT
As of May 23, 2023

PENRO Romblon

No.	Location of Site				Category (Mangrove/Beach/NGP)	NGP Site Code	Name of Organization	Name of Contractor	Commodity	Species	Area under Contract (hectares)	Actual Area Planted (hectares)	Area Effectively Maintained	Number of Seedlings			Survival Rate (%)	Maintenance and Protection Activities Conducted					Remarks
	Province	Municipality	Barangay	Sitio										Target	Planted	Surviving		Brushing/Ring/Strip Weeding (Ha.)	Patrol Work (Ha)	Maintenance of firelines	Replanting if necessary	Setting up of pole/markers to mark the boundaries of NGP sites	
14	Romblon	Sta. Maria	Sto. Niño		Upland	21-175900-0755-0005		Implemented by Admin (former Demetrio E. Meran)			5.00	5.00	5.00	1,737	1,737	1,539	88.60%	5	5	5			Survival rate was based on 4th quarter inspection report of CY 2022
									Indigenous Trees		1.00	1.00	1.00	625	625	591							
										Bangkal	0.40	0.40	0.40	250	250	213							
										Banai-banai	0.60	0.60	0.60	375	375	321							
									Fruit Trees		1.00	1.00	1.00	500	500	427							
										Lanzones	0.20	0.20	0.20	100	100	85							
										Mango	0.16	0.16	0.16	80	80	68							
										Lipote	0.10	0.10	0.10	50	50	43							
										Santol	0.06	0.06	0.06	30	30	26							
										Cacao	0.20	0.20	0.20	100	100	86							
										Coffee	0.20	0.20	0.20	100	100	85							
										Langka	0.04	0.04	0.04	20	20	17							
										Calamansi	0.04	0.04	0.04	20	20	17							
									Bamboo		3.00	3.00	3.00	612	612	521							
										K. Timik, Boho													
15	Romblon	Sta. Maria	Sto. Niño		Upland	21-175900-0754-0002		Implemented by Admin (former Lolito M. Magadan)			2.00	2.00	2.00	1,125	1,125	963	85.60%	2	2	2			Survival rate was based on 4th quarter inspection report of CY 2022
									Indigenous Trees		1.00	1.00	1.00	625	625	535							
										Narra	0.60	0.60	0.60	375	375	321							
										Banai-banai	0.40	0.40	0.40	250	250	214							
									Fruit Trees		1.00	1.00	1.00	500	500	428							
										Coffee	0.46	0.46	0.46	230	230	197							
										Santol	0.08	0.08	0.08	40	40	34							
										Mango	0.08	0.08	0.08	40	40	34							
										Lipote	0.30	0.30	0.30	150	150	128							
										Avocado	0.08	0.08	0.08	40	40								
										Rambutan	0.08	0.08	0.08	40	40								
										Cacao	0.08	0.08	0.08	40	40	35							
16	Romblon	Sta. Maria	Sto. Niño		Upland	21-175900-0751-0008		Implemented by Admin (former Perciniples F. Paulino)			8.00	8.00	8.00	3,066	3,066	2,624	85.58%	8	8	8			Survival rate was based on 4th quarter inspection report of CY 2022
									Indigenous Trees		2.00	2.00	2.00	1,250	1,250	1,068							
										Antipolo (Tipolo)	1.60	1.60	1.60	1,000	1,000	855							
										Banai-banai	0.40	0.40	0.40	250	250	213							
									Fruit Trees		2.00	2.00	2.00	1,000	1,000	855							
										Lipote	0.70	0.70	0.70	350	350	298							
										Durian	0.04	0.04	0.04	20	20	17							
										Langka	0.20	0.20	0.20	100	100	86							
										Coffee	0.50	0.50	0.50	250	250	214							
										Guvabano	0.14	0.14	0.14	70	70	60							
										Calamansi	0.12	0.12	0.12	60	60	51							
										Santol	0.20	0.20	0.20	100	100	86							
										Avocado	0.10	0.10	0.10	50	50	43							
									Bamboo		4.00	4.00	4.00	816	816	701							
										K. Timik, Boho													
17	Romblon	Sta. Maria	Sto. Niño		Upland	21-175900-0758-0001		Implemented by Admin (former Larnie F. Moaje)	Bamboo		1.00	1.00	1.00	204	204	174	85.29%	1	1	1			Survival rate was based on 4th quarter inspection report of CY 2022
18	Romblon	Sta. Maria	Sto. Niño		Upland	21-175900-0753-0003		Implemented by Admin (former Joey P. Magay)			3.00	3.00	3.00	1,033	1,033	881	85.29%	3	3	3			Survival rate was based on 4th quarter inspection report of CY 2022
									Indigenous Trees		1.00	1.00	1.00	625	625	534							
									Bamboo		2.00	2.00	2.00	408	408	347							
										K. Timik, Boho													
19	Romblon	Sta. Maria	Sto. Niño		Upland	21-175900-0760-0003		Implemented by Admin (former Landrico G. Mustasa)			3.00	3.00	3.00	1,033	1,033	882	85.38%	3	3	3			Survival rate was based on 4th quarter inspection report of CY 2022
									Indigenous Trees		1.00	1.00	1.00	625	625	534							
										Banai-banai													

ENHANCED NATIONAL GREENING PROGRAM
MIMAROPA REGION

THIRD YEAR PLANTATIONS MAINTENANCE AND PROTECTION PHYSICAL ACCOMPLISHMENT

As of May 23, 2023

FENRO Romblon

No.	Location of Site				Category (Mangrove/Beach/NGP)	NGP Site Code	Name of Organization	Name of Contractor	Commodity	Species	Area under Contract (hectares)	Actual Area Planted (hectares)	Area Effectively Maintained	Number of Seedlings			Survival Rate (%)	Maintenance and Protection Activities Conducted					Remarks
	Province	Municipality	Barangay	Sitio										Target	Planted	Surviving		Brushing/Ring/Strip Weeding (Ha.)	Patrol Work (Ha)	Maintenance of firelines	Replanting if necessary	Setting up of pole/markers to mark the boundaries of NGP sites	
								Bamboo	K. Timik, Boho	2.00	2.00	2.00	408	408	348								
20	Romblon	Sta. Maria	Sto. Niño		Upland	21-175900-0756-0007		Implemented by Admin (former Desederio T. Esmilla Jr.)		7.00	7.00	7.00	2,441	2,441	2,089	85.58%	7	7	7				Survival rate was based on 4th quarter inspection report of CY 2022
								Indigenous Trees		1.00	1.00	1.00	625	625	534								
									Antipolo (Tipolo)	0.16	0.16	0.16	100	100	86								
									Bangkal	0.70	0.70	0.70	435	435	371								
									Narra	0.03	0.03	0.03	20	20	17								
									Mahogany	0.03	0.03	0.03	20	20	17								
									Batino (Kuyaw-kuyaw)	0.03	0.03	0.03	20	20	17								
									Talisay	0.02	0.02	0.02	10	10	9								
									Gogo	0.03	0.03	0.03	20	20	17								
									Fruit Trees	2.00	2.00	2.00	1,000	1,000	857								
									Lipote	0.96	0.96	0.96	480	480	412								
									Langka	0.16	0.16	0.16	80	80	68								
									Mango	0.16	0.16	0.16	80	80	69								
									Santol	0.50	0.50	0.50	250	250									
									Avocado	0.10	0.10	0.10	50	50	43								
									Pomelo (Kabugao)	0.10	0.10	0.10	50	50	43								
									Guyabano (Bana-bana)	0.40	0.40	0.40	50	50									
									Coffee	0.40	0.40	0.40	200	200	171								
									Kamagong (Mabulo)	0.12	0.12	0.12	60	60	51								
								Bamboo	K. Timik, Boho	4.00	4.00	4.00	816	816	698								
21	Romblon	Sta. Maria	Sto. Niño		Upland	21-175900-0752-0004		Implemented by Admin (former Agustin M. Gallos)		4.00	4.00	4.00	1,533	1,533	1,310	85.45%	4	4	4				Survival rate was based on 4th quarter inspection report of CY 2022
								Indigenous Trees		1.00	1.00	1.00	625	625	532								
									Talisay	0.03	0.03	0.03	20	20	17								
									Banai-banai	0.57	0.57	0.57	355	355	302								
									Narra	0.40	0.40	0.40	250	250	213								
									Fruit Trees	1.00	1.00	1.00	500	500	429								
									Tisa	0.02	0.02	0.02	10	10	9								
									Lanzones	0.04	0.04	0.04	20	20	17								
									Star Apple	0.10	0.10	0.10	50	50	43								
									Langka	0.30	0.30	0.30	150	150	128								
									Avocado	0.38	0.38	0.38	190	190	163								
									Lipote	0.12	0.12	0.12	60	60	51								
									Calamansi	0.02	0.02	0.02	10	10	9								
									Guyabano (Bana-bana)	0.02	0.02	0.02	10	10	9								
								Bamboo	K. Timik, Boho	2.00	2.00	2.00	408	408	349								
22	Romblon	Sta. Maria	Sto. Niño		Upland	21-175900-0767-0007		Implemented by Admin (former Gerardo M. Gallos)		7.00	7.00	7.00	2,862	2,862	2,447	85.50%	7	7	7				Survival rate was based on 4th quarter inspection report of CY 2022
								Indigenous Trees		2.00	2.00	2.00	1,250	1,250	1,069								
									Banai-banai	0.57	0.57	0.57	360	360	309								
									Narra	0.40	0.40	0.40	250	250	214								
									Acacia	0.13	0.13	0.13	80	80	68								
									Gogo	0.13	0.13	0.13	80	80	68								
									Alimangog	0.08	0.08	0.08	50	50	43								
									Bangkal	0.24	0.24	0.24	150	150	128								
									Antipolo (Tipolo)	0.40	0.40	0.40	250	250	213								
									Malig-ang	0.05	0.05	0.05	30	30	26								

ENHANCED NATIONAL GREENING PROGRAM
MIMAROPA REGION

THIRD YEAR PLANTATIONS MAINTENANCE AND PROTECTION PHYSICAL ACCOMPLISHMENT

As of May 23, 2023

PENRO Romblon

No.	Location of Site				Category (Mangrove/ Beach/NGP)	NGP Site Code	Name of Organization	Name of Contractor	Commodity	Species	Area under Contract (hectares)	Actual Area Planted (hectares)	Area Effectively Maintained	Number of Seedlings			Survival Rate (%)	Maintenance and Protection Activities Conducted					Remarks	
	Province	Municipality	Barangay	Sitio										Target	Planted	Surviving		Brushing/ Ring/ Strip Weeding (Ha.)	Patrol Work (Ha)	Maintenance of firelines	Replanting if necessary	Setting up of pole/ markers to mark the boundaries of NGP sites		
								Fruit Trees		2.00	2.00	2.00	1,000	1,000	857									
								Lipote		0.82	0.82	0.82	410	410	351									
								Coffee		0.90	0.90	0.90	450	450	386									
								Kanagong (Mabulo)		0.14	0.14	0.14	70	70	60									
								Rambutan		0.08	0.08	0.08	40	40	34									
								Calamansi		0.06	0.06	0.06	30	30	26									
								Bamboo		3.00	3.00	3.00	612	612	521									
23	Romblon	Sta. Maria	Sto. Niño		Upland	21-175900-0761-0007		Implemented by Admin (former Lennie G. Meran)		7.00	7.00	7.00	2,737	2,737	2,345	85.68%	7	7	7				Survival rate was based on 4th quarter inspection report of CY 2022	
								Indigenous Trees		1.00	1.00	1.00	625	625	535									
								Banai-banai		0.74	0.74	0.74	465	465	398									
								Acacia		0.05	0.05	0.05	30	30	26									
								Gugo		0.12	0.12	0.12	70	70	60									
								Antipolo (Tipolo)		0.03	0.03	0.03	20	20	17									
								Narra		0.06	0.06	0.06	40	40	34									
								Fruit Trees		3.00	3.00	3.00	1,500	1,500	1,285									
								Coffee		2.40	2.40	2.40	1,200	1,200	1,030									
								Cacao		0.60	0.60	0.60	300	300	255									
								Bamboo		3.00	3.00	3.00	612	612	525									
24	Romblon	Sta. Maria	Sto. Niño		Upland	21-175900-0762-0002		Implemented by Admin (former Joey V. Fama)		2.00	2.00	2.00	1,125	1,125	960	85.33%	2	2	2				Survival rate was based on 4th quarter inspection report of CY 2022	
								Indigenous Trees		1.00	1.00	1.00	625	625	534									
								Bangkal		0.66	0.66	0.66	415	415	355									
								Narra		0.04	0.04	0.04	20	20	17									
								Banao-banai		0.30	0.30	0.30	190	190	162									
								Fruit Trees		1.00	1.00	1.00	500	500	426									
								Langka		0.44	0.44	0.44	220	220	187									
								Avocado		0.28	0.28	0.28	140	140	119									
								Calamansi		0.08	0.08	0.08	40	40	34									
								Santol		0.04	0.04	0.04	20	20	17									
								Guyabano (Bana-bana)		0.02	0.02	0.02	10	10	9									
								Lipote		0.14	0.14	0.14	70	70	60									
25	Romblon	Sta. Maria	Sto. Niño		Upland	21-175900-0764-0003		Implemented by Admin (former Rolando V. Fama)		3.00	3.00	3.00	1,329	1,329	1,135	85.40%	3	3	3				Survival rate was based on 4th quarter inspection report of CY 2022	
								Indigenous Trees		1.00	1.00	1.00	625	625	534									
								Fruit Trees		1.00	1.00	1.00	500	500	427									
								Lipote		0.18	0.18	0.18	90	90	77									
								Malig-ang		0.08	0.08	0.08	40	40	34									
								Lemon		0.04	0.04	0.04	20	20	17									
								Avocado		0.10	0.10	0.10	50	50	43									
								Guyabano		0.04	0.04	0.04	20	20	17									
								Coffee		0.34	0.34	0.34	170	170	145									
								Langka		0.18	0.18	0.18	90	90	77									
								Sintores		0.04	0.04	0.04	20	20	17									
								Bamboo		1.00	1.00	1.00	204	204	174									
26	Romblon	Sta. Maria	Sto. Niño		Upland	21-175900-0757-0003		Implemented by Admin (former Jose C. Vallejo)		3.00	3.00	3.00	908	908	778	85.68%	3	3	3				Survival rate was based on 4th quarter inspection report of CY 2022	
								Fruit Trees		1.00	1.00	1.00	500	500	427									
								Lipote		0.34	0.34	0.34	170	170	145									
								Avocado		0.18	0.18	0.18	90	90	77									
								Calamansi		0.16	0.16	0.16	80	80	68									
								Malig-ang		0.04	0.04	0.04	20	20	17									
								Santol		0.02	0.02	0.02	10	10	9									
								Coffee		0.18	0.18	0.18	90	90	77									

ENHANCED NATIONAL GREENING PROGRAM
MIMAROPA REGION

THIRD YEAR PLANTATIONS MAINTENANCE AND PROTECTION PHYSICAL ACCOMPLISHMENT

As of May 23, 2023

PENRO Romblon

No.	Location of Site				Category (Mangrove/Beach/NGP)	NGP Site Code	Name of Organization	Name of Contractor	Commodity	Species	Area under Contract (hectares)	Actual Area Planted (hectares)	Area Effectively Maintained	Number of Seedlings			Survival Rate (%)	Maintenance and Protection Activities Conducted					Remarks	
	Province	Municipality	Barangay	Sito										Target	Planted	Surviving		Brushing/Ring/Strip Weeding (Ha.)	Patrol Work (Ha)	Maintenance of firelines	Replanting if necessary	Setting up of pole/markers to mark the boundaries of NGP sites		
									Bamboo	Langka	0.08	0.08	0.08	40	40	34								
									Bamboo	K. Timik, Boho	2.00	2.00	2.00	408	408	351								
27	Romblon	Sta. Maria	Sto. Niño		Upland	21-175900-0763-0003	Implemented by Admin (former Joel C. Fesant)				3.00	3.00	3.00	1,329	1,329	1,140	85.78%	3	3	3			Survival rate was based on 4th quarter inspection report of CY 2022	
									Indigenous Trees	Banai-banai	1.00	1.00	1.00	625	625	537								
									Fruit Trees	Lipote	1.00	1.00	1.00	500	500	428								
										Malig-ang	0.42	0.42	0.42	210	210	179								
										Langka	0.18	0.18	0.18	90	90	77								
										Avocado	0.24	0.24	0.24	120	120	102								
										Guyabano	0.10	0.10	0.10	50	50	43								
										Cacao	0.02	0.02	0.02	10	10	9								
										Rambutan	0.02	0.02	0.02	10	10	9								
									Bamboo	K. Timik, Boho	1.00	1.00	1.00	204	204	175								
28	Romblon	Sta. Maria	Sto. Niño		Upland	21-175900-0766-0002	Implemented by Admin (former Romeo R. Versuza)				2.00	2.00	2.00	704	704	603	85.65%	2	2	2			Survival rate was based on 4th quarter inspection report of CY 2022	
									Fruit Trees	Lipote	1.00	1.00	1.00	500	500	428								
										Coffee	0.24	0.24	0.24	120	120	102								
										Calamansi	0.26	0.26	0.26	130	130	111								
										Langka	0.02	0.02	0.02	10	10	9								
										Avocado	0.10	0.10	0.10	50	50	43								
										Santol	0.16	0.16	0.16	80	80	68								
										Cacao	0.20	0.20	0.20	100	100	86								
											0.02	0.02	0.02	10	10	9								
									Bamboo	K. Timik, Boho	1.00	1.00	1.00	204	204	175								
29	Romblon	Sta. Maria	Sto. Niño		Upland	21-175900-0765-0002	Implemented by Admin (former Jay-Ar A. Fama)				2.00	2.00	2.00	704	704	653	92.76%	2	2	2			Survival rate was based on 4th quarter inspection report of CY 2022	
									Fruit Trees	Lipote	1.00	1.00	1.00	500	500	460								
										Avocado	0.30	0.30	0.30	150	150	144								
										Santol	0.12	0.12	0.12	60	60	47								
										Rambutan	0.04	0.04	0.04	20	20	13								
										Coffee	0.08	0.08	0.08	40	40	36								
										Langka	0.34	0.34	0.34	170	170	168								
										Guyabano (Bana-bana)	0.08	0.08	0.08	40	40	36								
											0.04	0.04	0.04	20	20	16								
									Bamboo	K. Timik, Boho	1.00	1.00	1.00	204	204	193								
Barangay San Isidro											40.00	40.00	40.00	17,014	17,014	14,567	85.62%	40	40	40	400			
									Indigenous Trees		14.00	14.00	14.00	8,750	8,750	7,500	85.71%							
									Fruit Trees		10.00	10.00	10.00	5,000	5,000	4,282	85.64%							
									Bamboo		16.00	16.00	16.00	3,264	3,264	2,785	85.32%							
30	Romblon	Sta. Maria	San Isidro		Upland	21-175900-0750-0010	Implemented by Admin (former Pio P. Laguezza)				10.00	10.00	10.00	4,316	4,316	3,687	85.43%	10	10	10			Survival rate was based on 4th quarter inspection report of CY 2022	
									Indigenous Trees	Banai-banai	4.00	4.00	4.00	2,500	2,500	2,135								
									Fruit Trees	Avocado	2.00	2.00	2.00	1,000	1,000	857								
										Santol	0.38	0.38	0.38	190	190	162								
										Ponkan	0.24	0.24	0.24	120	120	102								
										Calamansi	0.04	0.04	0.04	20	20	17								
										Langka	1.10	1.10	1.10	550	550	472								
										Lemon	0.02	0.02	0.02	10	10	9								
										Guyabano	0.02	0.02	0.02	10	10	9								
										Mango	0.06	0.06	0.06	30	30	26								
											0.10	0.10	0.10	50	50	43								

ENHANCED NATIONAL GREENING PROGRAM
MIMAROPA REGION

THIRD YEAR PLANTATIONS MAINTENANCE AND PROTECTION PHYSICAL ACCOMPLISHMENT

As of May 23, 2023

PENRO Romblon

No.	Location of Site				Category (Mangrove/Beach/NGP)	NGP Site Code	Name of Organization	Name of Contractor	Commodity	Species	Area under Contract (hectares)	Actual Area Planted (hectares)	Area Effectively Maintained	Number of Seedlings			Survival Rate (%)	Maintenance and Protection Activities Conducted					Remarks
	Province	Municipality	Barangay	Sitio										Target	Planted	Surviving		Brushing/Ring/Strip Weeding (Ha.)	Patrol Work (Ha)	Maintenance of firelines	Replanting if necessary	Setting up of pole/markers to mark the boundaries of NGP sites	
									Atis	0.04	0.04	0.04		20	20	17							
								Bamboo	K. Timik, Boho	4.00	4.00	4.00		816	816	695							
31	Romblon	Sta. Maria	San Isidro		Upland	21-175900-0688-0010		Implemented by Admin (former Noe I. Machando)		10.00	10.00	10.00		4,316	4,316	3,699	85.70%	10	10	10			Survival rate was based on 4th quarter inspection report of CY 2022
								Indigenous Trees		4.00	4.00	4.00		2,500	2,500	2,145							
								Banai-banai		3.84	3.84	3.84		2,400	2,400	2,060							
								Gogo		0.16	0.16	0.16		100	100	85							
								Fruit Trees		2.00	2.00	2.00		1,000	1,000	856							
								Calamansi		0.02	0.02	0.02		10	10	9							
								Kaimito		0.24	0.24	0.24		120	120	103							
								Coffee		0.20	0.20	0.20		100	100	86							
								Kamansi		0.18	0.18	0.18		90	90	77							
								Lipote		0.16	0.16	0.16		80	80	68							
								Macopa		0.16	0.16	0.16		80	80	68							
								Santol		0.10	0.10	0.10		50	50	43							
								Avocado		0.06	0.06	0.06		30	30	26							
								Langka		0.16	0.16	0.16		80	80	68							
								Tisa		0.16	0.16	0.16		80	80	68							
								Rambutan		0.20	0.20	0.20		100	100	86							
								Cacao		0.26	0.26	0.26		130	130	111							
								Mango		0.06	0.06	0.06		30	30	26							
								Atis		0.04	0.04	0.04		20	20	17							
								Bamboo	K. Timik, Boho	4.00	4.00	4.00		816	816	698							
32	Romblon	Sta. Maria	San Isidro		Upland	21-175900-0689-0010		Implemented by Admin (former Lomito L. Fillartos Jr.)		10.00	10.00	10.00		4,191	4,191	3,592	85.71%	10	10	10			Survival rate was based on 4th quarter inspection report of CY 2022
								Indigenous Trees	Banai-banai	3.00	3.00	3.00		1,875	1,875	1,611							
								Fruit Trees		3.00	3.00	3.00		1,500	1,500	1,284							
								Avocado		0.60	0.60	0.60		300	300	256							
								Kamansi		0.60	0.60	0.60		300	300	257							
								Coffee		0.80	0.80	0.80		400	400	342							
								Langka		0.80	0.80	0.80		400	400	343							
								Guyabano		0.10	0.10	0.10		50	50	43							
								Calamansi		0.10	0.10	0.10		50	50	43							
								Bamboo	K. Timik, Boho	4.00	4.00	4.00		816	816	697							
33	Romblon	Sta. Maria	San Isidro		Upland	21-175900-0690-0010		Implemented by Admin (former Alberto L. Mariano)		10.00	10.00	10.00		4,191	4,191	3,589	85.64%	10	10	10	400		Survival rate was based on 4th quarter inspection report of CY 2022
								Indigenous Trees		3.00	3.00	3.00		1,875	1,875	1,609							
								Molave		0.72	0.72	0.72		450	450	385							
								Crugo		1.42	1.42	1.42		890	890	765							
								Banai-banai		0.54	0.54	0.54		340	340	292							
								Salimangog		0.22	0.22	0.22		130	130	111							
								Tahisy		0.10	0.10	0.10		65	65	56							
								Fruit Trees		3.00	3.00	3.00		1,500	1,500	1,285							
								Langka		0.52	0.52	0.52		260	260	221							
								Duhat		0.34	0.34	0.34		170	170	145							
								Santol		0.30	0.30	0.30		150	150	128							
								Avocado		0.06	0.06	0.06		30	30	26							
								Kamansi		0.60	0.60	0.60		300	300	257							
								Sampaloc		0.06	0.06	0.06		30	30	26							
								Kaimito		0.44	0.44	0.44		220	220	189							
								Mango		0.60	0.60	0.60		300	300	258							
								Macopa		0.02	0.02	0.02		10	10	9							
								Calamansi		0.06	0.06	0.06		30	30	26							
								Bamboo	K. Timik, Boho	4.00	4.00	4.00		816	816	695							


**ENHANCED NATIONAL GREENING PROGRAM
MIMAROPA REGION
CY 2023 ESTABLISHED PLANTATIONS FINANCIAL ACCOMPLISHMENTS
As of May 23, 2023**

No.	Location of Site			NGP Site Code	Name of LOA holder Partner/ Contractor)	Area in hectare	Allotment	Contract Cost	Obligated	Disbursed Amount				Total Disbursed	%BUR			Remarks
	Municipality	Barangay	Sitio							1st Payment	2nd Payment	3rd Payment	4th Payment		(O/A)	(D/O)	(D/A)	
PENRO ROMBLON																		
						220.00	1,320,000.00		1,320,000.00	90,650.00	0.00	0.00	0.00	90,650.00	100.00%	6.87%	6.87%	
					YEAR 2 (2021 Sites)	220.00	1,320,000.00		1,320,000.00	90,650.00	0.00	0.00	0.00	90,650.00	100.00%	6.87%	6.87%	
					RO-Based Fund	200.00	1,200,000.00		1,200,000.00	61,250.00	0.00	0.00	0.00	61,250.00	100.00%	5.10%	5.10%	
					CO-Based Fund	20.00	120,000.00		120,000.00	29,400.00	0.00	0.00	0.00	29,400.00	100.00%	24.50%	24.50%	
					YEAR 2 (2021 Sites)	220.00	1,320,000.00		1,320,000.00	90,650.00	0.00	0.00	0.00	90,650.00	100.00%	6.87%	6.87%	
					Region-Based Fund (Regular Target)	200.00	1,200,000.00		1,200,000.00	61,250.00	0.00	0.00	0.00	61,250.00	100.00%	5.10%	5.10%	
1	Concepcion Sur	Sta. Maria		21-175900-0742-0010	Implemented by Admin (former Welito Gaan)	10.00	60,000.00		60,000.00						100.00%			
2	Concepcion Sur	Sta. Maria		21-175900-0748-0010	Implemented by Admin (former Judging Gabao)	10.00	60,000.00		60,000.00						100.00%			
3	Concepcion Sur	Sta. Maria		21-175900-0743-0005	Implemented by Admin (former Ben Agustin)	5.00	30,000.00		30,000.00						100.00%			
4	Concepcion Sur	Sta. Maria		21-175900-0746-0005	Implemented by Admin (former Regie Boy Oriendo)	5.00	30,000.00		30,000.00						100.00%			
5	Concepcion Sur	Sta. Maria		21-175900-0740-0005	Implemented by Admin (former Estanislao Ruben)	5.00	30,000.00		30,000.00						100.00%			
6	Concepcion Sur	Sta. Maria		21-175900-0738-0010	Implemented by Admin (former Delby Manago)	10.00	60,000.00		60,000.00						100.00%			
7	Concepcion Sur	Sta. Maria		21-175900-0747-0010	Implemented by Admin (former Jayson Gregorio)	10.00	60,000.00		60,000.00						100.00%			
8	Concepcion Sur	Sta. Maria		21-175900-0739-0010	Implemented by Admin (former Eddie Alujipan)	10.00	60,000.00		60,000.00						100.00%			
9	Concepcion Sur	Sta. Maria		21-175900-0744-0005	Implemented by Admin (former Rovencio Enguillo)	5.00	30,000.00		30,000.00						100.00%			
10	Concepcion Sur	Sta. Maria		21-175900-0749-0010	Implemented by Admin (former Luis G. Rico)	10.00	60,000.00		60,000.00						100.00%			
11	Concepcion Sur	Sta. Maria		21-175900-0745-0005	Implemented by Admin (former Arman De Vera)	5.00	30,000.00		30,000.00						100.00%			
12	Concepcion Sur	Sta. Maria		21-175900-0741-0005	Implemented by Admin (former Crisostomo Oriendo)	5.00	30,000.00		30,000.00						100.00%			
13	Sto. Niño	Sta. Maria		21-175900-0759-0008	Implemented by Admin (former Edmundo T. Osorio)	8.00	48,000.00		48,000.00						100.00%			
14	Sto. Niño	Sta. Maria		21-175900-0755-0005	Implemented by Admin (former Demetrio E. Meran)	5.00	30,000.00		30,000.00						100.00%			
15	Sto. Niño	Sta. Maria		21-175900-0754-0002	Implemented by Admin (former Lolito M. Magadan)	2.00	12,000.00		12,000.00						100.00%			
16	Sto. Niño	Sta. Maria		21-175900-0751-0008	Implemented by Admin (former Perciniples F. Paulino)	8.00	48,000.00		48,000.00						100.00%			
17	Sto. Niño	Sta. Maria		21-175900-0758-0001	Implemented by Admin (former Larnie F. Moaje)	1.00	6,000.00		6,000.00						100.00%			
18	Sto. Niño	Sta. Maria		21-175900-0753-0003	Implemented by Admin (former Joey P. Magav)	3.00	18,000.00		18,000.00						100.00%			
19	Sto. Niño	Sta. Maria		21-175900-0760-0003	Implemented by Admin (former Landrico G. Mustasa)	3.00	18,000.00		18,000.00						100.00%			
20	Sto. Niño	Sta. Maria		21-175900-0756-0007	Implemented by Admin (former Desederio T. Esmilla Jr.)	7.00	42,000.00		42,000.00						100.00%			
21	Sto. Niño	Sta. Maria		21-175900-0752-0004	Implemented by Admin (former Agustin M. Gallos)	4.00	24,000.00		24,000.00						100.00%			
22	Sto. Niño	Sta. Maria		21-175900-0767-0007	Implemented by Admin (former Gerardo M. Gallos)	7.00	42,000.00		42,000.00						100.00%			
23	Sto. Niño	Sta. Maria		21-175900-0761-0007	Implemented by Admin (former Lennie G. Meran)	7.00	42,000.00		42,000.00						100.00%			
24	Sto. Niño	Sta. Maria		21-175900-0762-0002	Implemented by Admin (former Joey V. Fama)	2.00	12,000.00		12,000.00						100.00%			
25	Sto. Niño	Sta. Maria		21-175900-0764-0003	Implemented by Admin (former Rolando V. Fama)	3.00	18,000.00		18,000.00						100.00%			
26	Sto. Niño	Sta. Maria		21-175900-0757-0003	Implemented by Admin (former Jose C. Vallejo)	3.00	18,000.00		18,000.00						100.00%			
27	Sto. Niño	Sta. Maria		21-175900-0763-0003	Implemented by Admin (former Joel C. Fesarit)	3.00	18,000.00		18,000.00						100.00%			
28	Sto. Niño	Sta. Maria		21-175900-0766-0002	Implemented by Admin (former Romeo R. Versuza)	2.00	12,000.00		12,000.00						100.00%			


**ENHANCED NATIONAL GREENING PROGRAM
MIMAROPA REGION
CY 2023 ESTABLISHED PLANTATIONS FINANCIAL ACCOMPLISHMENTS
As of May 23, 2023**

No.	Location of Site			NGP Site Code	Name of LOA holder Partner/ Contractor	Area in hectare	Allotment	Contract Cost	Obligated	Disbursed Amount				Total Disbursed	%BUR			Remarks
	Municipality	Barangay	Sitio							1st Payment	2nd Payment	3rd Payment	4th Payment		(O/A)	(D/O)	(D/A)	
29	Sto. Niño	Sta. Maria		21-175900-0765-0002	Implemented by Admin (former Jay-Ar A. Fama)	2.00	12,000.00		12,000.00					100.00%				
30	San Isidro	Sta. Maria		21-175900-0750-0010	Implemented by Admin (former Pio P. Largueza)	10.00	60,000.00		60,000.00	14,700.00			14,700.00	100.00%	24.50%	24.50%		
31	San Isidro	Sta. Maria		21-175900-0688-0010	Implemented by Admin (former Noe I. Machando)	10.00	60,000.00		60,000.00	15,750.00			15,750.00	100.00%	26.25%	26.25%		
32	San Isidro	Sta. Maria		21-175900-0689-0010	Implemented by Admin (former Lomito L. Fillartos Jr.)	10.00	60,000.00		60,000.00	15,400.00			15,400.00	100.00%	25.67%	25.67%		
33	San Isidro	Sta. Maria		21-175900-0690-0010	Implemented by Admin (former Alberto L. Mariano)	10.00	60,000.00		60,000.00	15,400.00			15,400.00	100.00%	25.67%	25.67%		
CO- Based Fund (Bamboo Plantation)						20.00	120,000.00		120,000.00	29,400.00			29,400.00	100.00%	24.50%	24.50%		
1	Calagonsao	Alcantara		21-175900-0730-0004; 21-175900-0731-0005; 21-175900-0732-0001; 21-175900-0733-0001; 21-175900-0734-0001; 21-175900-0735-0001; 21-175900-0736-0004 21-175900-0737-0004	Implemented by Admin (former Marilou Teologo)	20.00	120,000.00		120,000.00	29,400.00			29,400.00	100.00%	24.50%	24.50%		


Prepared by:


CATHERINE O. ATIENZA
FI/NGP Coordinator

Recommending Approval:


MARILYN R. ROGERO
Chief, Technical Services Division

Approved by:



ARNOLFO A. BLAZA, JR.
OIC, PINR Officer

Summarized Monthly Report of Forest Extension Officers (FEOs) and Technical Staff hired under NGP
for the month of: May, 2023


TEMPLATE 03. Summarized Monthly Report of Forest Extension Officers (FEOs) and Technical Staff hired under NGP.

NO.	REGION	PERSONAL INFORMATION			PLACE OF ASSIGNMENT (REGIONAL OFFICE/ PENRO/ CENRO)		DESIGNATION	COUNT OF ASSIGNED NGP SITE/S (NO.)		AREA OF ASSIGNED NGP SITE IN HECTARE		WORK ASSIGNMENT			
		FAMILY NAME	GIVEN NAME	M.I.	REG'L OFFICE/ PENRO	CENRO		CY 2023	CY 2021 or older	CY 2023	CY 2021 or older	ACTUAL ACCOMPLISHMENT/S BY CATEGORY (Pls. include all other tasks assigned to FEOs and Technical Staff whether related to eNGP or not)			
												NGP ACTIVITIES (SMP, Sdng. Prodn., Plantn. Estab., M&P Yr1-3)	TRAININGS, WORKSHOPS & OTHER ACTIVITIES ATTENDED	TECHNICAL ASSISTANCE ASIDE FROM NGP PARTNER ORGANIZATION	OTHERS (Officer of the Day, Document follow-up, etc.)
PENRO ROMBLON															
1	MIMAROPA	Conanan	Steven	T.	Romblon		Technical Support Staff	None	25	None	90	1. Coordinated with former CY 2021 NGP partners regarding the 3rd year implementation of maintenance and protection activities	None	None	None
	MIMAROPA	Conanan	Steven	T.	Romblon		Technical Support Staff	None	25	None	90	2. Monitored 2nd cycle of NGP maintenance and protection activities in Barangay Sto. Niño, Sta. Maria, Romblon	None	None	None
2	MIMAROPA	Motin	Russel Jay	C.	Romblon		Forest Extension Officer	None	16	None	130	1. Coordinated with former CY 2021 NGP partners regarding the 3rd year implementation of maintenance and protection activities	None	None	None
	MIMAROPA	Motin	Russel Jay	C.	Romblon		Forest Extension Officer	None	16	None	130	2. Monitored 2nd cycle NGP maintenance and protection activities in Barangay San Isidro, Sta. Maria, Romblon	None	None	None
	MIMAROPA	Motin	Russel Jay	C.	Romblon		Forest Extension Officer	None	16	None	130	3. Monitored the maintenance of established forest nursery in Barangay Balogo, Calatrava, Romblon with reported seedlings produced	None	None	None
3	MIMAROPA	Tan	Karl Jay	F.	Romblon		Forest Extension Officer	None	25	None	90	1. Coordinated with former CY 2021 NGP partners regarding the 3rd year implementation of maintenance and protection activities	None	None	None
	MIMAROPA	Tan	Karl Jay	F.	Romblon		Forest Extension Officer	None	25	None	90	2. Monitored 2nd cycle NGP maintenance and protection activities in Barangay Sto. Niño, Sta. Maria, Romblon	None	None	None
	MIMAROPA	Tan	Karl Jay	F.	Romblon		Forest Extension Officer	None	25	None	90	1. Attended tree planting activity spearheaded by PNP Calatrava, Romblon in Barangay Pangulo, Calatrava, Romblon on May 16, 2023	1. Assisted / conveyed DENR staff on the canvassing of venue for the upcoming GAD activity of DENR -PENRO Romblon within the Municipality of San Andres, Sta. Fe and Ferrol	None	
	MIMAROPA	Tan	Karl Jay	F.	Romblon		Forest Extension Officer	None	25	None	90		2. Assisted on the coordination with LGU Calatrava regarding the established SWIS project in Barangay Pagsangahan, Calatrava, Romblon on May 19, 2023	None	
4	MIMAROPA	Mordido	John Rhenz	R.	Romblon		Data Management Officer	-	-	-	-	1. Assisted the NGP Coordinator in consolidating the files regarding the NGP projects	None	None	None
	MIMAROPA	Mordido	John Rhenz	R.	Romblon		Data Management Officer	-	-	-	-	2. Created google drive for the compilation of NGP files	None	None	None
	MIMAROPA	Mordido	John Rhenz	R.	Romblon		Data Management Officer	-	-	-	-	3. Uploading NGP MOVs through google drive	None	None	None
	MIMAROPA	Mordido	John Rhenz	R.	Romblon		Data Management Officer	-	-	-	-	4. Receives incoming correspondences and documents from the NGP technical staff	None	None	None
	MIMAROPA	Mordido	John Rhenz	R.	Romblon		Data Management Officer	-	-	-	-	5. Assisted NGP Coordinator and the clients requesting seedlings for tree planting activity	None	None	None
5	MIMAROPA	Fajilan	Maria Well	N.	Romblon		NGP Financial Analyst	-	-	-	-	1. Assisted in the processing of NGP financial performances and monthly report preparation	None	None	None
	MIMAROPA	Fajilan	Maria Well	N.	Romblon		NGP Financial Analyst	-	-	-	-	2. Monitored the NGP vouchers and charging of expenses	None	None	None
	MIMAROPA	Fajilan	Maria Well	N.	Romblon		NGP Financial Analyst	-	-	-	-	3. Prepared and submitted NGP financial utilization to NGP Coordinator	None	None	None


Prepared by:


CATHERINE O. ATIENZA
FI/ NGP Coordinator

Recommending Approval:


MALVIN R. ROBERO
Chief, Technical Services Division

Approved by:


ARNOLDO A. BELAZA, JR.
OIC, PENRO Office